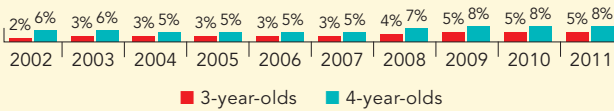
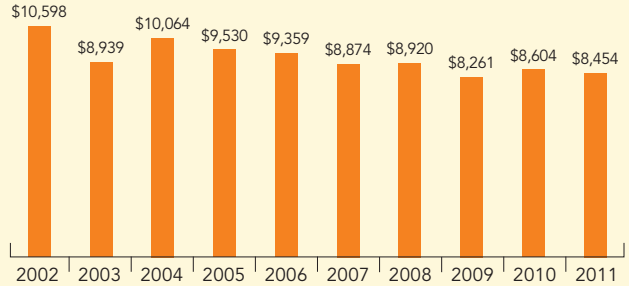


Oregon

PERCENT OF STATE POPULATION ENROLLED



STATE SPENDING PER CHILD ENROLLED (2011 DOLLARS)



Established in 1987, the Oregon Head Start Prekindergarten program provides education/child development, health, mental health, nutrition, parent education and family support services to 3- and 4-year-old children from low-income families in the state. Beginning in 1992, a state-federal partnership supporting a collaborative federal Head Start and state prekindergarten system was formalized through a Memorandum of Understanding (MOU) between the Oregon Department of Education and the Region X Office of Head Start. The MOU is updated every biennium. The program served 5,908 children during the 2010-2011 school year.

Any non-sectarian organization is eligible to apply for state prekindergarten funding. Through a state-wide competitive grant process, all federal Head Start grantees in Oregon have been awarded state prekindergarten funds to expand enrollment as jointly funded grantees. Additionally, non-sectarian private and public organizations that do not receive federal Head Start funding have been awarded state prekindergarten funds. These organizations include programs in private agencies, public schools, government agencies, faith-based organizations, and colleges and universities. All programs are held to the federal Head Start Performance Standards and monitoring requirements. Approximately 45 percent of children were served in Head Start classrooms, 30 percent in public schools, and the remainder in a variety of other settings. Oregon Head Start Prekindergarten programs ensure children receive services in inclusive settings.

The state early learning standards, Early Childhood Foundations for Children Birth to Five, were developed in 2007 and are under revision.

The goal of the Oregon Head Start Prekindergarten program is to provide access for all eligible 3- and 4-year-olds in the state. Significant enrollment expansion has occurred, though recent budget reductions have negatively impacted this growth. During the 2008-2009 school year, the last half of the budget biennium, the budget was reduced by 1.1 percent. For the 2009-2011 biennium, all state agencies were required to take a 9 percent reduction, which affected both state pre-K and state Early Head Start funding. Continuing state budget challenges resulted in a \$5 million reduction in funding in the 2010-2011 school year though the program will see a \$16.5 million funding increase for the 2011-2013 biennium.

ACCESS RANKINGS	
4-YEAR-OLDS	3-YEAR-OLDS
30	13

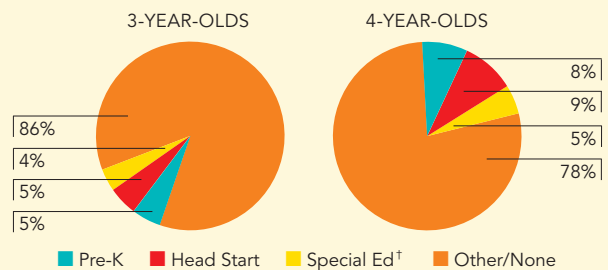
RESOURCES RANKINGS	
STATE SPENDING	ALL REPORTED SPENDING
3	6

OREGON HEAD START PREKINDERGARTEN

ACCESS

Total state program enrollment	5,908
School districts that offer state program	100% (counties)
Income requirement	80% or 90% must be at or below 100% FPL ¹
Hours of operation	Determined locally ²
Operating schedule	Academic year ²
Special education enrollment	6,047
Federally funded Head Start enrollment	6,944
State-funded Head Start enrollment	5,908 ³

STATE PRE-K AND HEAD START ENROLLMENT AS PERCENTAGE OF TOTAL POPULATION



† This is an estimate of children in special education who are not enrolled in state-funded pre-K or Head Start.

QUALITY STANDARDS CHECKLIST

POLICY	STATE PRE-K REQUIREMENT	BENCHMARK	DOES REQUIREMENT MEET BENCHMARK?
Early learning standards	Comprehensive	Comprehensive	<input checked="" type="checkbox"/>
Teacher degree	BA (public); CDA (nonpublic) ⁴	BA	<input type="checkbox"/>
Teacher specialized training	License + 15 ECE cr. (public); Meets CDA requirements (nonpublic) ⁴	Specializing in pre-K	<input checked="" type="checkbox"/>
Assistant teacher degree	HSD or GED ⁴	CDA or equivalent	<input type="checkbox"/>
Teacher in-service	15 clock hours/year	At least 15 hours/year	<input checked="" type="checkbox"/>
Maximum class size	20 or lower	<input checked="" type="checkbox"/>
3-year-olds	17	
4-year-olds	20	
Staff-child ratio	1:10 or better	<input checked="" type="checkbox"/>
3-year-olds	2:17	
4-year-olds	1:10	
Screening/referral and support services	Vision, hearing, health, dental, developmental; and support services ⁵	Vision, hearing, health; and at least 1 support service	<input checked="" type="checkbox"/>
Meals	Lunch and either breakfast or snack ⁶	At least 1/day	<input checked="" type="checkbox"/>
Monitoring	Site visits and other monitoring	Site visits	<input checked="" type="checkbox"/>

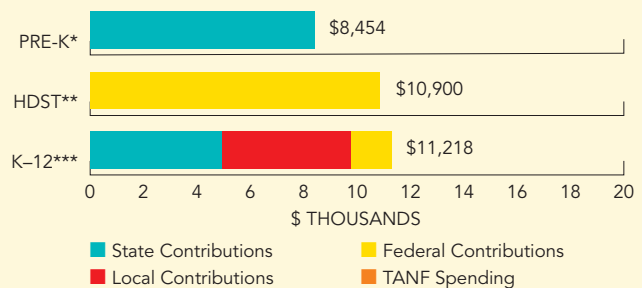
TOTAL BENCHMARKS MET

8

RESOURCES

Total state pre-K spending	\$49,946,739 ⁷
Local match required?	No
State Head Start spending	\$49,946,739 ⁷
State spending per child enrolled	\$8,454
All reported spending per child enrolled*	\$8,454

SPENDING PER CHILD ENROLLED



* Pre-K programs may receive additional funds from federal or local sources that are not included in this figure.

** Head Start per-child spending for the 2010-2011 year includes funding from the American Recovery and Reinvestment Act (ARRA).

*** K-12 expenditures include capital spending as well as current operating expenditures.

Data are for the '10-'11 school year, unless otherwise noted.

¹ If a grantee has both federal Head Start and state pre-K funding, 90 percent of children must meet the income requirement. If a grantee only has state pre-K funding, 80 percent of children must meet the income requirement. In addition, effective as of December 2007, 35 percent of enrollment may be children whose family incomes are between 100 and 130 percent FPL after priority is given to children at 100 percent or below FPL.

² Programs must be offered for at least 3.5 hours per day. Most programs operate 3 or 4 days per week plus required home visits. All programs must operate a minimum of 32 weeks per year.

³ This number represents enrollment in the Oregon Head Start Prekindergarten program. All state-funded Head Start enrollment is through this program.

⁴ In public schools, lead teachers must have a teaching license, a BA, and 15 ECE credits. In nonpublic schools, half of grantee teachers must have at least an AA or higher in ECE or a related credential with a minimum of 15 credits in ECE. Teachers in nonpublic settings who do not have an AA must have a CDA. The

Head Start Reauthorization Act of 2007 requires that by the 2011-2012 school year, all lead teachers must have at least an AA; by 2013, 50 percent must have at least a BA. By 2013, all assistant teachers must have at least a CDA or be enrolled in a program to receive a CDA, AA, or BA within two years.

⁵ Support services include parent conferences or home visits, parent education or job training, parenting support or training, parent involvement activities, health services for parents and children, information about nutrition, referral to social services, transition to kindergarten activities, and mental health services.

⁶ Programs are required to offer meals and snacks that provide at least one-third of the child's daily nutritional needs. In addition to lunches for all children, morning programs offer breakfast to all children, and afternoon programs offer snacks to all children.

⁷ This figure represents the state contribution to the Oregon Head Start Prekindergarten program, which is a state-funded Head Start model. All state pre-K spending is therefore directed toward Head Start programs.