
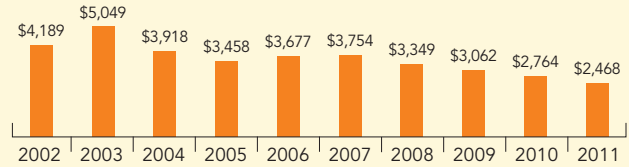


# Nevada

PERCENT OF STATE POPULATION ENROLLED



STATE SPENDING PER CHILD ENROLLED  
(2011 DOLLARS)



Originally called the Early Childhood Education Comprehensive Plan at its inception in 2001, Nevada’s state-funded pre-K program is now referred to as the Nevada State Pre-Kindergarten Education Program. This program provides funds to establish new preschool programs as well as expand existing ones through both school districts and community organizations. Eligibility criteria are based on each program’s assessment of local community needs, though the program provides preschool access to 3-, 4-, and 5-year-olds. First priority is given to 4- and 5-year-olds who will be eligible for kindergarten the following year, though children are also prioritized if they are from low-income families, are English Language Learners, or have an IEP.

Funding amounts for grantees are determined based on the needs stated in individual grant applications. While program funding has remained the same since the 2008-2009 school year, increased collaboration and blended funding streams have allowed an additional 121 children to be served.

The state establishes program quality through the requirements of the competitive grant application process rather than relying on explicit program policies. Through two types of evaluation, annual and longitudinal, this program has been evaluated for both process quality and program impact/child outcomes. The state conducts a longitudinal evaluation each year, with the first cohort of students now in seventh grade.

The Nevada Pre-Kindergarten Standards were revised in 2010 and approved by the State Board of Education.

A statewide pilot project to assess the learning gains of children identified as Limited English Proficient (who represent 49.8 percent of enrollment) is currently underway. The project uses the Pre-LAS, a measure of oral language proficiency and pre-literacy skills.

ACCESS RANKINGS	
4-YEAR-OLDS	3-YEAR-OLDS
35	23

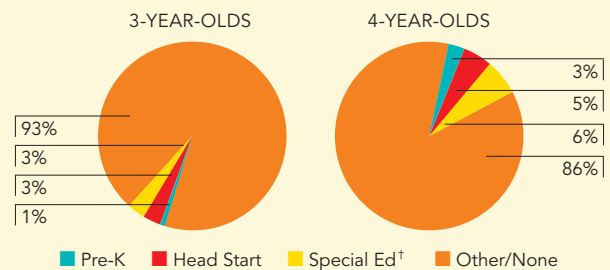
RESOURCES RANKINGS	
STATE SPENDING	ALL REPORTED SPENDING
34	33

# NEVADA STATE PREKINDERGARTEN EDUCATION PROGRAM

## ACCESS

Total state program enrollment .....	1,353
School districts that offer state program .....	59%
Income requirement.....	None <sup>1</sup>
Hours of operation .....	Determined locally <sup>2</sup>
Operating schedule .....	Academic year
Special education enrollment .....	4,044
Federally funded Head Start enrollment .....	2,859
State-funded Head Start enrollment.....	0

STATE PRE-K AND HEAD START ENROLLMENT AS PERCENTAGE OF TOTAL POPULATION



<sup>†</sup> This is an estimate of children in special education who are not enrolled in state-funded pre-K or Head Start.

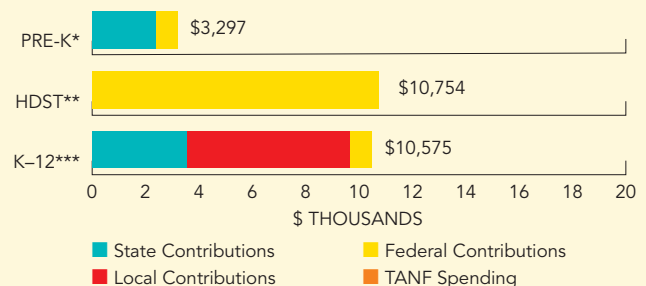
## QUALITY STANDARDS CHECKLIST

POLICY	STATE PRE-K REQUIREMENT	BENCHMARK	DOES REQUIREMENT MEET BENCHMARK?	TOTAL BENCHMARKS MET <b>7</b>
Early learning standards .....	Comprehensive .....	Comprehensive	<input checked="" type="checkbox"/>	
Teacher degree .....	BA <sup>3</sup> .....	BA	<input checked="" type="checkbox"/>	
Teacher specialized training .....	ECE license - Birth-K, Birth-Grade 2, or ECSE <sup>4</sup> .....	Specializing in pre-K at least 1 support service	<input checked="" type="checkbox"/>	
Assistant teacher degree .....	HSD .....	CDA or equivalent	<input type="checkbox"/>	
Teacher in-service.....	6 credit hours/5 years .....	At least 15 hours/year	<input checked="" type="checkbox"/>	
Maximum class size .....	.....	20 or lower	<input checked="" type="checkbox"/>	
3-year-olds .....	.....16			
4-year-olds .....	.....20			
Staff-child ratio .....	.....	1:10 or better	<input checked="" type="checkbox"/>	
3-year-olds .....	.....1:8			
4-year-olds .....	.....1:10			
Screening/referral .....	Support services only <sup>5</sup> .....	Vision, hearing, health; and at least 1 support service	<input type="checkbox"/>	
Meals .....	None <sup>6</sup> .....	At least 1/day	<input type="checkbox"/>	
Monitoring .....	Site visits and other monitoring .....	Site visits	<input checked="" type="checkbox"/>	

## RESOURCES

Total state pre-K spending .....	\$3,338,875 <sup>7</sup>
Local match required? .....	No
State spending per child enrolled .....	\$2,468
All reported spending per child enrolled* .....	\$3,297

SPENDING PER CHILD ENROLLED



\* Pre-K programs may receive additional funds from federal or local sources that are not included in this figure.

\*\* Head Start per-child spending for the 2010-2011 year includes funding from the American Recovery and Reinvestment Act (ARRA).

\*\*\* K-12 expenditures include capital spending as well as current operating expenditures.

Data are for the '10-'11 school year, unless otherwise noted.

<sup>1</sup> Although there is no income requirement, programs prioritize children who are English Language Learners, are from low-income families, or homeless among other locally determined enrollment priorities.

<sup>2</sup> Programs are required to operate a minimum of 10 hours per week. Specific operating schedules are determined locally, but programs generally operate 2-4 hours per day, 4 days per week.

<sup>3</sup> If teachers began with the program prior to 2002, they were grandfathered in. Positions deemed "difficult to fill" with the appropriate certification may develop a professional development plan that the hired teacher would follow if they do not currently have an approved certification. All new hires must be credentialed teachers.

<sup>4</sup> The Birth-K license has been incorporated into the Birth-Grade 2 certification and is no longer issued. Persons holding B-K certification are still eligible to teach in Nevada pre-K programs.

<sup>5</sup> Screening and referral requirements are decided at the local level. Support services include parenting support or training, parent involvement activities, referral to social services, and other locally determined support services.

<sup>6</sup> Meals are not required, but all programs provide at least snack and some provide lunch based on the school's ability to support meals.

<sup>7</sup> Several districts use Title I funds to support their state pre-K classrooms. Additionally, Title I funds are invested in Title I only pre-K classrooms that are not currently aligned with state pre-K.