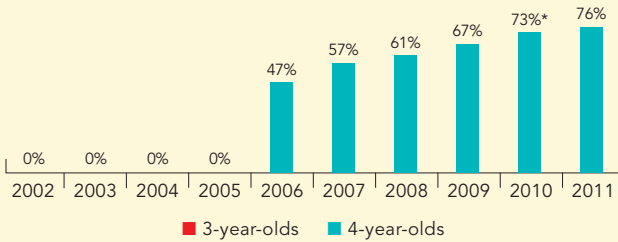
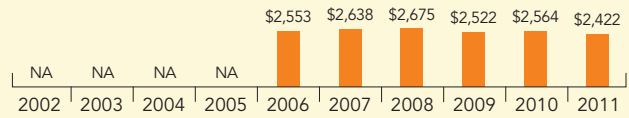


Florida

PERCENT OF STATE POPULATION ENROLLED



STATE SPENDING PER CHILD ENROLLED (2011 DOLLARS)



A 2002 state constitutional amendment requiring prekindergarten access for all of Florida’s 4-year-olds resulted in Florida’s Voluntary Prekindergarten (VPK) Education Program. The program began operating across the state in 2005, enrolling about 100,000 children. Enrollment has increased since then, and the state served 164,388 children during the 2010-2011 school year. During the 2010-2011 program year VPK was jointly administered by the state Department of Education, the Department of Children and Families, and the Agency for Workforce Innovation. In 2011, Florida’s Office of Early Learning was formed, sharing administrative responsibility for VPK with the state Department of Education and Department of Children and Families.

Age-eligible children can enroll in any program where space is available in either a school-year program (totaling 540 instructional hours) or a summer program (totaling 300 instructional hours). All school districts are required to offer a summer program. The minimum teacher degree in the school-year program is the Child Development Associate (CDA) or equivalent credential, while a bachelor’s degree is required in the summer program. More than 60 percent of lead teachers possess a CDA. Starting with the 2011-2012 school year, programs must follow the Florida Early Learning and Developmental Standards for Four-Year-Olds (2011) adopted by the State Board of Education.

VPK is available in a number of settings, including public schools, accredited nonpublic schools, licensed child care centers and family child care homes, and accredited faith-based centers. More than 80 percent of children are served in private settings such as child care and faith-based programs. In all settings, providers must meet the program’s minimum requirements. Regional early learning coalitions administer VPK, including distributing funds to VPK programs based on a fixed hourly rate and monitoring programs for compliance.

Florida’s School Readiness Program, a separate initiative begun in 1999, expanded in 2001 by incorporating two other state programs—the Prekindergarten Early Intervention Program, which focused on young children’s health, and the State Migrant Prekindergarten Program, which focused on 3- and 4-year-olds whose parents are fishing or migratory agriculture laborers. This report focuses solely on the VPK program.

The VPK program is reviewed annually as part of the legislative appropriation process and funding is determined by the legislative body. VPK is assessed annually based on the Florida Kindergarten Readiness Screener administered within the first 30 days of kindergarten, comparing both children and programs that participated in VPK to those that did not. Programs that rank in the bottom 15 percent of performance results are subject to additional restrictions. Legislation adopted in 2011 requires the State Board of Education to periodically adopt a minimum kindergarten readiness rate to assess satisfactory delivery of the VPK Education Program by providers and schools.

Legislation passed 2011 allows for the inclusion of non-public schools in the administration of kindergarten screening and is expected to result in greater numbers of VPK participants being screened. New legislation also changes the definition of “proficient” to require proficiency on both measures of the statewide kindergarten screening, eliminating the circumstance where proficiency on only one measure can determine kindergarten readiness.

* Percentages served prior to 2010 are not perfectly comparable to 2010 and 2011. The latter figures use data from the 2010 Census, whereas the earlier figures are based on population estimates.

ACCESS RANKINGS	
4-YEAR-OLDS	3-YEAR-OLDS
1	None Served


RESOURCES RANKINGS	
STATE SPENDING	ALL REPORTED SPENDING
35	39

FLORIDA VOLUNTARY PREKINDERGARTEN PROGRAM

ACCESS

Total state program enrollment	164,388
School districts that offer state program	100% (counties)
Income requirement.....	None
Hours of operation	Determined locally ¹
Operating schedule	540 hours/year (school year program); 300 hours/year (summer program) ¹
Special education enrollment	20,535
Federally funded Head Start enrollment	33,966
State-funded Head Start enrollment.....	0

STATE PRE-K AND HEAD START ENROLLMENT AS PERCENTAGE OF TOTAL POPULATION



[†] This is an estimate of children in special education who are not enrolled in state-funded pre-K or Head Start.

QUALITY STANDARDS CHECKLIST

POLICY	STATE PRE-K REQUIREMENT	BENCHMARK	DOES REQUIREMENT MEET BENCHMARK?
Early learning standards	Comprehensive	Comprehensive	<input checked="" type="checkbox"/>
Teacher degree	BA (summer); CDA or equivalent (school year) ²	BA	<input type="checkbox"/>
Teacher specialized training	EC or other certification (summer); Meets CDA requirements (school year) ²	Specializing in pre-K	<input type="checkbox"/>
Assistant teacher degree	40 clock hours ³	CDA or equivalent	<input type="checkbox"/>
Teacher in-service	10 clock hours ⁴	At least 15 hours/year	<input type="checkbox"/>
Maximum class size		20 or lower	<input checked="" type="checkbox"/>
3-year-olds	NA		
4-year-olds	12 (summer); 18 (school year) ⁵		
Staff-child ratio		1:10 or better	<input type="checkbox"/>
3-year-olds	NA		
4-year-olds	1:12 (summer); 1:10 (school year) ⁵		
Screening/referral and support services	Determined locally ⁶	Vision, hearing, health; and at least 1 support service	<input type="checkbox"/>
Meals	Depend on length of program day ⁷	At least 1/day	<input type="checkbox"/>
Monitoring	Site visits and other monitoring	Site visits	<input checked="" type="checkbox"/>

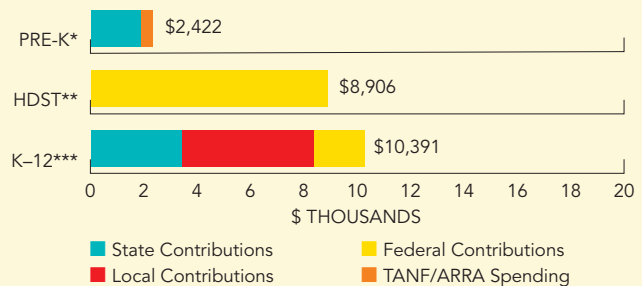
TOTAL BENCHMARKS MET

3

RESOURCES

Total state pre-K spending	\$398,200,356
Local match required?	No
State spending per child enrolled	\$2,422
All reported spending per child enrolled*	\$2,422

SPENDING PER CHILD ENROLLED



* Pre-K programs may receive additional funds from federal or local sources that are not included in this figure.

** Head Start per-child spending for the 2010-2011 year includes funding from the American Recovery and Reinvestment Act (ARRA).

*** K-12 expenditures include capital spending as well as current operating expenditures.

Data are for the '10-'11 school year, unless otherwise noted.

¹ VPK programs may choose to operate a summer program, totaling at least 300 hours of service, or a school-year program, totaling at least 540 hours of service. The operating schedule and hours are determined locally, but the average number of hours per day for a 180-day, 540-hour program is 3 and the average number of hours per day for the 300-hour summer program is 8. Most programs operate 5 days per week.

² Teacher qualification requirements are different for the summer and school-year programs. Teachers in the summer programs must have a BA in early childhood, primary or preschool education, prekindergarten disabilities, or family and consumer science. Teachers in the school-year programs are required to have a CDA or equivalent. Summer and school-year teachers must have completed a Department of Education course on emergent literacy.

³ Assistant teachers do not have to meet any degree requirements, but must complete a 40-hour training for licensed child care providers.

⁴ Child care personnel with state credentials must earn 4.5 CEUs every five years. Lead teachers with a CDA are required to have 10 clock hours of professional development per year. For teachers with a BA and certification, the requirement is 120 clock hours per 5 years.

⁵ During a special legislative session in 2009, the Legislature adjusted the staff-child ratio for the summer program from 1:10 to 1:12. The maximum class size is now 12. The staff-child ratio for the school-year program was not changed, with one teacher required for classes of up to 10 students, and a second staff member required in classes of 11 to 18 students.

⁶ All children participating in programs in licensed child care facilities or public schools must have evidence of vision, hearing, and immunization/general physical health screenings. For public school programs, referrals for further follow-up, as appropriate, are also required.

⁷ Meals and snacks are required for full-day programs.

⁸ For the 2010-2011 program year, this funding amount includes \$38,017,534 in funds from ARRA.