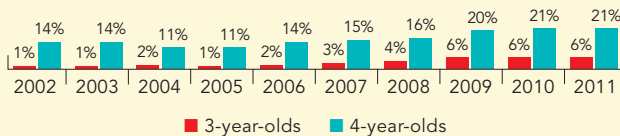
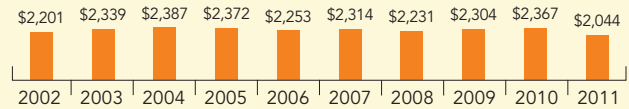


Colorado

PERCENT OF STATE POPULATION ENROLLED



STATE SPENDING PER CHILD ENROLLED
(2011 DOLLARS)



The Colorado Preschool Program (CPP) was launched in 1988 in an effort to reduce school dropout rates by funding preschool services for at-risk 3- and 4-year-olds. Risk factors for eligibility are defined in statute, including eligibility for free or reduced-price meals, being in foster care, a family history of abuse or neglect, homelessness, low parental education levels, parental substance abuse, or having a teen parent, as well as locally determined risk factors. Four-year-olds must meet at least one risk factor to enroll in CPP, while 3-year-olds must have at least three risk factors.

In 1995 the Legislature authorized a small number of CPP slots to be used to fund children to participate in full-day kindergarten. Between 2005 and 2008, the program was renamed the Colorado Preschool and Kindergarten Program (CPKP) and was permitted to use 15 percent of their slots for this purpose. The program was once again named the Colorado Preschool Program during the 2008 legislative session when these kindergarten slots were eliminated. CPP increased preschool access by 45 percent during the 2008-2009 school year as a result of authorized expansions in 2007 and 2008 as well as the conversion of the kindergarten slots to pre-K slots.

CPP funding is determined through the Colorado school finance formula with preschoolers receiving half the amount of students in grades 1 through 12. These funds are distributed directly to public schools, though schools may subcontract with private child care centers, Head Start, or other community-based or public agencies. The Charter School Institute also participates in the Colorado Preschool Program as a direct recipient of funds. Funding is awarded competitively with priority given to districts not currently participating in CPP. CPP may use additional funding sources, such as federal Head Start money, to extend the program day, supplement services, or provide wrap-around care. In the 2010-2011 school year, the state enacted budget cuts including a reduction in the funding available for K-12 students. Since the CPP's funding is tied to Colorado's funding for K-12, there was a commensurate 3.6 percent reduction for CPP funding per slot since the 2009-2010 school year.

All Colorado preschool programs participate in Results Matter, the state's system for collecting and reporting child outcomes and family information from birth to age 5 in early childhood programs. Results Matter serves as an ongoing evaluation that allows stakeholders to compare the progress of children in CPP with other assessed populations. During the 2010-2011 school year, 38,611 children were included in Results Matter, 19,486 of whom participated in CPP. Through Results Matter and an analysis of longitudinal data collected at CDE and in districts, CPP was evaluated for program impact/child outcomes in the 2010-2011 school year.

In December 2009, the state approved the Colorado P-12 Academic Standards. By December 2011, local education agencies were required to revise their standards as necessary to ensure the standards meet or exceed the Colorado Academic Standards.

Formed in 2010, Colorado's Early Childhood Leadership Commission (ECLC) continues to work to ensure and advance a comprehensive service delivery system for children from birth to age 8 using data to improve decision-making, alignment, and coordination among federally funded and state-funded services and programs.

ACCESS RANKINGS	
4-YEAR-OLDS	3-YEAR-OLDS
21	11

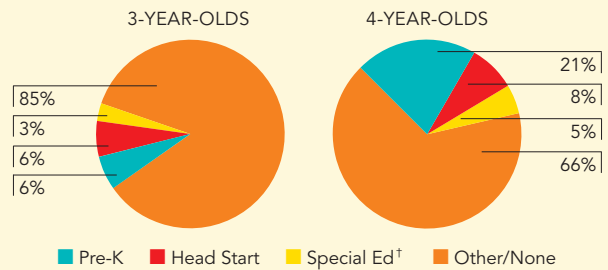
RESOURCES RANKINGS	
STATE SPENDING	ALL REPORTED SPENDING
36	30

COLORADO PRESCHOOL PROGRAM

ACCESS

Total state program enrollment	19,486 ¹
School districts that offer state program	95%
Income requirement	185% FPL ²
Hours of operation	2.5 hours/day, 4 days/week ³
Operating schedule	Academic/School Year
Special education enrollment	7,041
Federally funded Head Start enrollment	9,660
State-funded Head Start enrollment.....	0

STATE PRE-K AND HEAD START ENROLLMENT AS PERCENTAGE OF TOTAL POPULATION



† This is an estimate of children in special education who are not enrolled in state-funded pre-K or Head Start.

QUALITY STANDARDS CHECKLIST

POLICY	STATE PRE-K REQUIREMENT	BENCHMARK	DOES REQUIREMENT MEET BENCHMARK?
Early learning standards	Comprehensive	Comprehensive	<input checked="" type="checkbox"/>
Teacher degree	CDA ⁴	BA	<input type="checkbox"/>
Teacher specialized training	Meets CDA requirements	Specializing in pre-K	<input checked="" type="checkbox"/>
Assistant teacher degree	None ⁵	CDA or equivalent	<input type="checkbox"/>
Teacher in-service	15 clock hours	At least 15 hours/year	<input checked="" type="checkbox"/>
Maximum class size	20 or lower	<input checked="" type="checkbox"/>
3-year-olds	16	
4-year-olds	16	
Staff-child ratio	1:10 or better	<input checked="" type="checkbox"/>
3-year-olds	1:8	
4-year-olds	1:8	
Screening/referral	Health, developmental;	Vision, hearing, health; and	<input type="checkbox"/>
and support services	and support services ⁶	at least 1 support service	
Meals	Depend on length of program day ⁷	At least 1/day	<input type="checkbox"/>
Monitoring	Site visits and other monitoring	Site visits	<input checked="" type="checkbox"/>

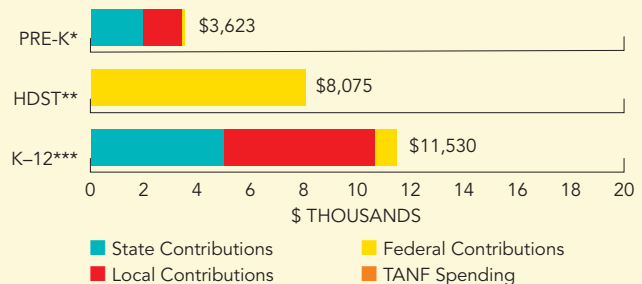
TOTAL BENCHMARKS MET

6

RESOURCES

Total state pre-K spending	\$39,820,907 ⁸
Local match required?	No
State spending per child enrolled	\$2,044
All reported spending per child enrolled*	\$3,623

SPENDING PER CHILD ENROLLED



* Pre-K programs may receive additional funds from federal or local sources that are not included in this figure.

** Head Start per-child spending for the 2010-2011 year includes funding from the American Recovery and Reinvestment Act (ARRA).

*** K-12 expenditures include capital spending as well as current operating expenditures.

Data are for the '10-'11 school year, unless otherwise noted.

¹ Under the early childhood councils, three school districts have waivers to serve children younger than age 3 in CPP. Children must turn 3 by October 1 in order to be funded by the state, but districts can choose earlier eligibility dates. CPP is authorized to fund 20,160 half-day slots, and statute allows CPP to use a maximum of 5 percent of those slots to serve children in a full-day program by using two slots. In 2010-2011, CPP used 674 slots to extend the day for children. The number of 5-year-olds is reflective of the children who turned 5 before June 1, which is the earliest eligibility date chosen by school districts.

² In some areas of the state where the cost of living is extremely high, district advisory councils have increased the eligibility to 200 or 225 percent FPL.

³ Programs must operate the equivalent of 2.5 hours per day, 4 days per week. Programs may extend hours and days beyond the minimum requirement of 10 hours per week. The program is funded for 5 days per week, with the fifth day funded for home visits, teacher planning time, completion of child assessments, or staff training.

⁴ Teachers must have coursework in child development, developmentally appropriate practices, understanding parent partnerships, and multicultural education. They must be supervised by someone with at least a BA in ECE or Child Development.

⁵ Although there is no educational requirement, assistant teachers must meet Colorado Department of Human Services licensing requirements.

⁶ Support services include parent education or job training, parenting support or training, parent involvement activities, health services for parents and children, nutrition information, referral for social services, transition to kindergarten activities, parent conferences and/or home visits, information about and referral for immunizations and dental care.

⁷ Meals and nutritious snacks must be served at suitable intervals. Children who are in the program for more than 4 hours per day must be offered a meal that meets at least one-third of their daily nutritional needs.

⁸ This figure does not include contributions from local sources, which are required by the school finance formula.