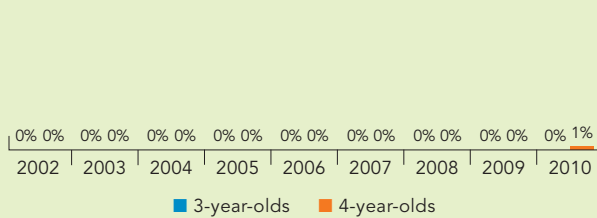



Rhode Island

PERCENT OF STATE POPULATION ENROLLED



STATE SPENDING PER CHILD ENROLLED
(2010 DOLLARS)



Rhode Island launched a prekindergarten pilot initiative, Rhode Island Prekindergarten Demonstration Project, in the fall of 2009. The program is available to 4-year-old children in four of the state's most urban communities and was in seven sites as of September 2009. The state allocated \$700,000 to support four of seven demonstration classrooms, with local school districts funding the other three classrooms through federal Title I dollars appropriated under the American Recovery and Reinvestment Act. Across these seven classrooms, a total of 126 preschool education slots were available to 4-year-olds during the 2009-2010 school year.

For the Rhode Island Prekindergarten Demonstration Project, preschool teachers are required to hold a bachelor's degree with early childhood specialization, and the Rhode Island Department of Education provides them with training and technical assistance on an ongoing basis at all seven locations. All children in districts offering the program who are 4 years old by September 1 are eligible and enrollment is determined by a lottery system. Public schools, Head Start, and private child care programs are eligible to receive funding directly and are permitted to subcontract with one another. The Prekindergarten Demonstration Project is included in the funding formula and is expected to grow into a statewide prekindergarten initiative. Through an ongoing process, starting in the 2009-2010 school year, this program is evaluated for both process quality and program impact/child outcomes.

The state also has offered several initiatives over the years with goals of expanding access to early childhood education. One of these early childhood initiatives, The Comprehensive Child Care Services Program (CCCSP), was launched in 2001 to provide comprehensive services to 3- and 4-year-olds in child care settings. However, CCCSP was eliminated in an effort to close the state budget deficit for fiscal year 2009.

Through another initiative, Rhode Island provides supplemental state funding to the federal Head Start program. During the 2007-2008 school year, \$2.97 million in state funds were used to fund an additional 400 slots in Head Start. However, the initiative experienced significant cutbacks in fiscal year 2009. As a result, only a total of 156 children were served during the 2009-2010 school year, using \$800,000 in state funds and an additional \$200,000 in TANF funds directed toward the state Head Start supplement.

ACCESS RANKINGS	
4-YEAR-OLDS	3-YEAR-OLDS
40	None Served

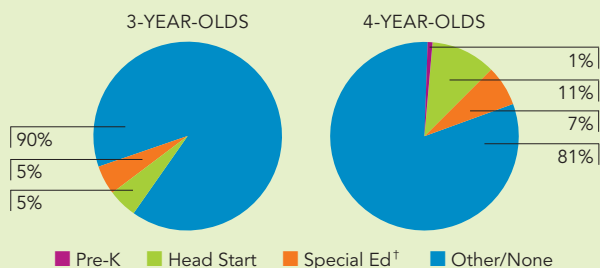
RESOURCES RANKINGS	
STATE SPENDING	ALL REPORTED SPENDING
9	5

RHODE ISLAND PREKINDERGARTEN DEMONSTRATION PROJECT

ACCESS

Total state program enrollment	126 ¹
School districts that offer state program	8% (communities)
Income requirement	None
Hours of operation	6 hours/day, 5 days/week
Operating schedule	Academic year
Special education enrollment	1,682
Federally funded Head Start enrollment	1,776
State-funded Head Start enrollment	156 ²

STATE PRE-K AND HEAD START ENROLLMENT AS PERCENTAGE OF TOTAL POPULATION



[†] This number represents children in special education who are not enrolled in Head Start, but includes children who are enrolled in state-funded pre-K.

QUALITY STANDARDS CHECKLIST

POLICY	STATE PRE-K REQUIREMENT	BENCHMARK	DOES REQUIREMENT MEET BENCHMARK?
Early learning standards	Comprehensive	Comprehensive	<input checked="" type="checkbox"/>
Teacher degree	BA	BA	<input checked="" type="checkbox"/>
Teacher specialized training	EC certification (pre-K–grade 2)	Specializing in pre-K	<input checked="" type="checkbox"/>
Assistant teacher degree	HSD + 12 college credits of ECE	CDA or equivalent	<input checked="" type="checkbox"/>
Teacher in-service	20 clock hours	At least 15 hours/year	<input checked="" type="checkbox"/>
Maximum class size		20 or lower	<input checked="" type="checkbox"/>
3-year-olds	NA		
4-year-olds	18		
Staff-child ratio		1:10 or better	<input checked="" type="checkbox"/>
3-year-olds	NA		
4-year-olds	1:9		
Screening/referral and support services	Vision, hearing, health, developmental, speech/language; and support services ³	Vision, hearing, health; and at least 1 support service	<input checked="" type="checkbox"/>
Meals	Lunch and snack	At least 1/day	<input checked="" type="checkbox"/>
Monitoring	Site visits and other monitoring	Site visits	<input checked="" type="checkbox"/>

TOTAL BENCHMARKS MET

10

RESOURCES

Total state pre-K spending	\$700,000
Local match required?	No
State Head Start spending	\$1,000,000 ⁴
State spending per child enrolled	\$5,556
All reported spending per child enrolled*	\$9,127 ¹

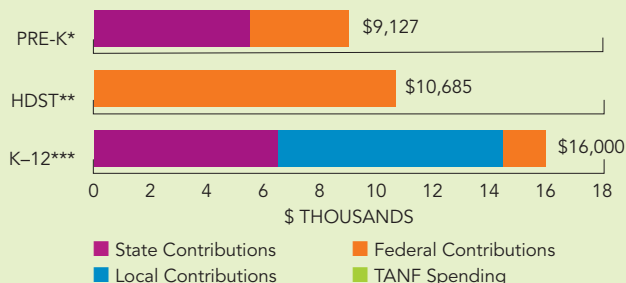
* Pre-K programs may receive additional funds from federal or local sources that are not included in this figure.

** Head Start per-child spending for the 2009-2010 year includes funding from the American Recovery and Reinvestment Act (ARRA).

*** K-12 expenditures include capital spending as well as current operating expenditures.

Data are for the '09-'10 school year, unless otherwise noted.

SPENDING PER CHILD ENROLLED



¹ This is the total enrollment which is made up of 76 children being served with state funds only and 50 children being served with Title I funds only.

² Rhode Island was not able to break its state-funded Head Start enrollment down by single year of age. As a result, this figure is an estimate based on the percentage of federal Head Start enrollees in Rhode Island who were 3 or 4 years old.

³ Each program is required to collaborate with its local Child Outreach program, which conducts screenings and referrals. Other support services include two parent conferences, parent involvement activities, and transition to kindergarten activities.

⁴ This sum also represents \$200,000 in TANF funds dedicated to Head Start.