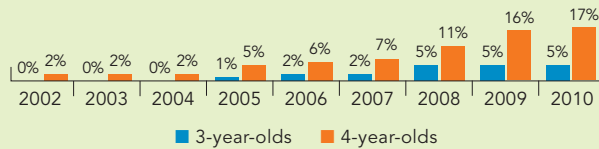
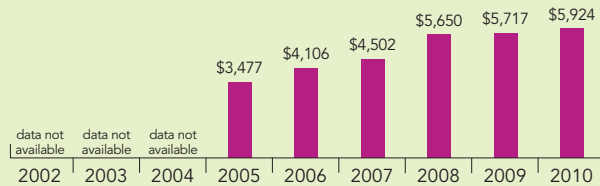


Pennsylvania

PERCENT OF STATE POPULATION ENROLLED



STATE SPENDING PER CHILD ENROLLED
(2010 DOLLARS)



While Pennsylvania did not have a state-funded prekindergarten program considered such under state law until 2004, districts could choose to provide preschool education services through Pennsylvania’s Kindergarten for Four-Year-Olds (K4) program as well as provide preschool to 4-year-olds through the School Based Pre-K program (SBPK). Districts that choose to offer the K4 program are required to follow Pennsylvania’s kindergarten regulations, while districts offering SBPK are required to follow the state’s preschool regulations. Four-year-old children enrolled in K4 are included in the districts’ daily membership counts for public school attendance and are partially funded through the state’s basic instructional subsidy formula. For the 2009-2010 school year, the School Based Pre-K program is profiled along with the K4 program.

In the 2004-2005 school year, the state began a prekindergarten option through the Education Accountability Block Grant (EABG) in an effort to offer high-quality preschool education programs to provide strong foundations of learning to support children’s academic success. Children are eligible for this program two years before meeting the locally determined kindergarten eligibility age, although districts can choose additional requirements such as low-income status or a lack of academic readiness. Districts determine how to allocate funds, which can be used for a number of early childhood options, including providing full-day kindergarten, reducing class size in kindergarten through third grade, prekindergarten, or other options that promote academic success.

Pennsylvania established the Head Start Supplemental Assistance Program (HSSAP), its third state-funded preschool initiative, in the 2004-2005 program year with an initial investment of \$15 million. Since the program’s inception, state funding and enrollment in the program have increased. State funds are used to provide extended-day services for federally funded Head Start children or create additional Head Start slots. Federal Head Start grantees may participate in this state-funded program as well as child care partners who receive a minimum of STAR 3 level in the Keystone STARS quality initiative program. Programs in all settings are required to follow the federal Head Start Performance Standards. Starting in the 2009-2010 school year, programs began to enter program, staff, and child data into a web-based reporting system known as the Early Learning Network (ELN) as a step toward comprehensive reporting and to guide future program enhancements.

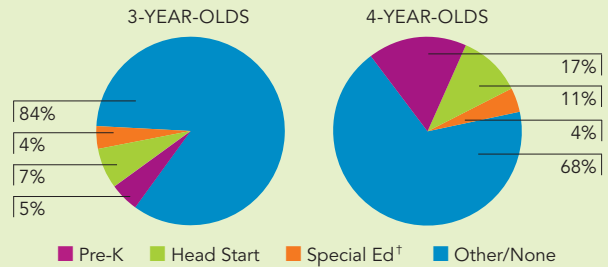
A fourth state-funded prekindergarten initiative, the Pennsylvania Pre-K Counts Program, was established in the 2007-2008 school year. Children are eligible for this program two years before their locally determined kindergarten eligibility cutoff, although districts can establish additional risk factors based on local need. Pre-K Counts funding is allocated to grantees through a competitive award system. Head Start programs and public school districts are eligible to apply, as are licensed nursery schools or child care centers that hold a STAR 3 or 4 credential in Keystone STARS.

The first two pages of this state profile present information on Pennsylvania’s overall commitment and contribution to state-funded preschool education, including state spending and enrollment for the four Pennsylvania’s preschool programs. The third page focuses exclusively on EABG, the fourth page describes K4, the fifth page provides specific details about HSSAP, and the last page highlights the Pre-K Counts program.

STATE OVERVIEW

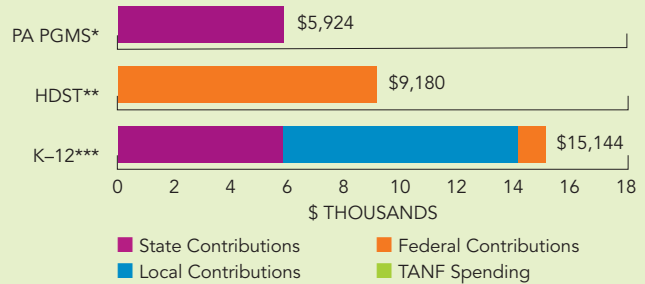
Total state program enrollment.....	32,043 ¹
Total state spending	\$189,808,021
State Head Start spending	\$38,645,052
State spending per child enrolled	\$5,924
All reported spending per child enrolled*.....	\$5,924

STATE PRE-K AND HEAD START ENROLLMENT AS PERCENTAGE OF TOTAL POPULATION



[†] This is an estimate of children in special education who are not enrolled in state-funded pre-K or Head Start.

SPENDING PER CHILD ENROLLED



* Pre-K programs may receive additional funds from federal or local sources that are not included in this figure.

** Head Start per-child spending for the 2009-2010 year includes funding from the American Recovery and Reinvestment Act (ARRA).

*** K-12 expenditures include capital spending as well as current operating expenditures.

Data are for the '09-'10 school year, unless otherwise noted.

ACCESS RANKINGS	
4-YEAR-OLDS	3-YEAR-OLDS
24	13

RESOURCES RANKINGS	
STATE SPENDING	ALL REPORTED SPENDING
8	16

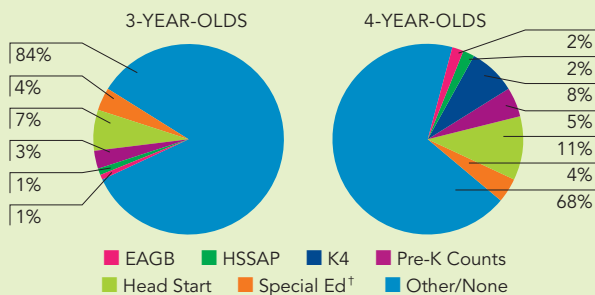
¹ The state did not break EABG enrollment into a specific number of 3- or 4-year-olds. As a result, age breakdowns used in the Access pie chart were estimated, using the proportions of enrollees who were ages 3 or 4 in state programs that served 3-year-olds and provided age breakdowns for 2009-2010.

PENNSYLVANIA EDUCATION ACCOUNTABILITY BLOCK GRANT

ACCESS

Total state program enrollment	3,309 ¹
School districts that offer state program	6%
Income requirement	None ²
Hours of operation	Determined locally ³
Operating schedule	Determined locally ³
Special education enrollment	19,867
Federally funded Head Start enrollment	27,364
State-funded Head Start enrollment	5,108 ⁴

STATE PRE-K AND HEAD START ENROLLMENT AS PERCENTAGE OF TOTAL POPULATION



† This is an estimate of children in special education who are not enrolled in state-funded pre-K or Head Start.

QUALITY STANDARDS CHECKLIST

POLICY	STATE PRE-K REQUIREMENT	BENCHMARK	DOES REQUIREMENT MEET BENCHMARK?
Early learning standards	Comprehensive	Comprehensive	<input checked="" type="checkbox"/>
Teacher degree	BA and ECE certification (public); AA in ECE (community partners) ⁵	BA	<input type="checkbox"/>
Teacher specialized training	Certification in ECE: PK-4, N-3 (public); AA in ECE (community partners) ⁵	Specializing in pre-K	<input checked="" type="checkbox"/>
Assistant teacher degree	Must meet NCLB requirements ⁶	CDA or equivalent	<input type="checkbox"/>
Teacher in-service	180 clock hours/5 years	At least 15 hours/year	<input checked="" type="checkbox"/>
Maximum class size		20 or lower	<input checked="" type="checkbox"/>
3-year-olds	20		
4-year-olds	20		
Staff-child ratio		1:10 or better	<input checked="" type="checkbox"/>
3-year-olds	1:10		
4-year-olds	1:10		
Screening/referral and support services	Health	Vision, hearing, health; and at least 1 support service	<input type="checkbox"/>
Meals	None	At least 1/day	<input type="checkbox"/>
Monitoring	Site visits and other monitoring	Site visits	<input checked="" type="checkbox"/>

TOTAL BENCHMARKS MET

6

RESOURCES

Total state pre-K spending	\$15,041,345
Local match required?	No
State Head Start spending	\$38,645,052
State spending per child enrolled	\$4,546
All reported spending per child enrolled*	\$4,546

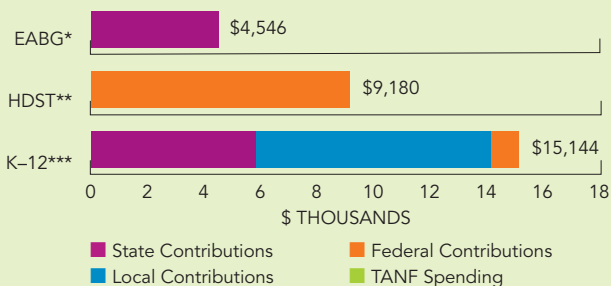
* Pre-K programs may receive additional funds from federal or local sources that are not included in this figure.

** Head Start per-child spending for the 2009-2010 year includes funding from the American Recovery and Reinvestment Act (ARRA).

*** K-12 expenditures include capital spending as well as current operating expenditures.

Data are for the '09-'10 school year, unless otherwise noted.

SPENDING PER CHILD ENROLLED



¹ The state could not break EABG enrollment into a specific number of 3- or 4-year-olds. As a result, age breakdowns used in the Access pie chart were estimated, using the proportions of enrollees who were ages 3 or 4 in state programs that served 3-year-olds and provided age breakdowns for 2009-2010.

² Eligibility requirements are locally determined.

³ Most programs operate 2.5 hours or 5 hours per day, 5 days per week, 180 days per year.

⁴ All state-funded Head Start enrollment is through HSSAP, but the state could not break the enrollment figure into specific numbers of 3- and 4-year-olds. As a result, age breakdowns used in the Access pie charts were estimated using proportions of federal Head Start enrollees in each age category.

⁵ Teachers working in programs in community settings that operated before December 2006 have until December 2012 to obtain a BA and ECE certification. Teachers working in programs in community settings that were contracted after December 2006 must obtain a BA and ECE certification within five years of the program beginning to serve students. PK-4 is the new certification requirement being phased in for teachers in public settings and will take full effect in January 2012. Prior to then, N-3 certifications also apply.

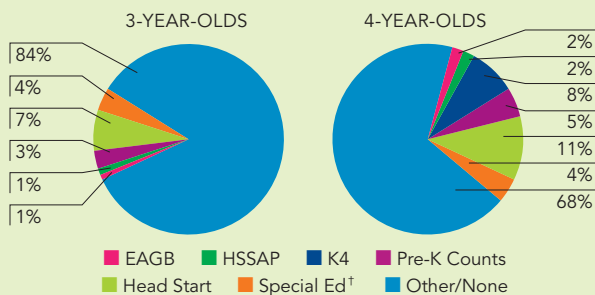
⁶ Beginning with the 2009-2010 school year, all assistant teachers are required to meet NCLB requirements. This requires completing at least two years of postsecondary study, possessing an AA or higher, or passing a rigorous state or local assessment of knowledge of and ability to assist in instruction.

PENNSYLVANIA KINDERGARTEN FOR FOUR-YEAR-OLDS AND SCHOOL BASED PRE-K

ACCESS

Total state program enrollment	11,516
School districts that offer state program	19%
Income requirement	None (K4); Determined locally (SBPK)
Hours of operation	2.5 hours/day (part-day) or 5 hours/day (full-day); 5 days/week
Operating schedule	Academic year
Special education enrollment	19,867
Federally funded Head Start enrollment	27,364
State-funded Head Start enrollment	5,108 ¹

STATE PRE-K AND HEAD START ENROLLMENT AS PERCENTAGE OF TOTAL POPULATION



[†] This is an estimate of children in special education who are not enrolled in state-funded pre-K or Head Start.

QUALITY STANDARDS CHECKLIST

POLICY	STATE PRE-K REQUIREMENT	BENCHMARK	DOES REQUIREMENT MEET BENCHMARK?
Early learning standards	Comprehensive	Comprehensive	<input checked="" type="checkbox"/>
Teacher degree	BA	BA	<input checked="" type="checkbox"/>
Teacher specialized training	EE or ECE certification (K4); ECE certification (SBPK)	Specializing in pre-K	<input type="checkbox"/>
Assistant teacher degree	Meet NCLB requirements (SBPK); None (K4) ²	CDA or equivalent	<input type="checkbox"/>
Teacher in-service	180 clock hours/5 years	At least 15 hours/year	<input checked="" type="checkbox"/>
Maximum class size		20 or lower	<input type="checkbox"/>
3-year-olds	NA		
4-year-olds	No limit (K4); 20 (SBPK) ³		
Staff-child ratio		1:10 or better	<input type="checkbox"/>
3-year-olds	NA		
4-year-olds	No limit (K4); 1:10 (SBPK) ³		
Screening/referral and support services	Health	Vision, hearing, health; and at least 1 support service	<input type="checkbox"/>
Meals	None	At least 1/day	<input type="checkbox"/>
Monitoring	None	Site visits	<input type="checkbox"/>

TOTAL BENCHMARKS MET

3

RESOURCES

Total state pre-K spending	\$51,463,177 ⁴
Local match required?	No
State Head Start spending	\$38,645,052
State spending per child enrolled	\$4,469 ⁴
All reported spending per child enrolled*	\$4,469 ⁴

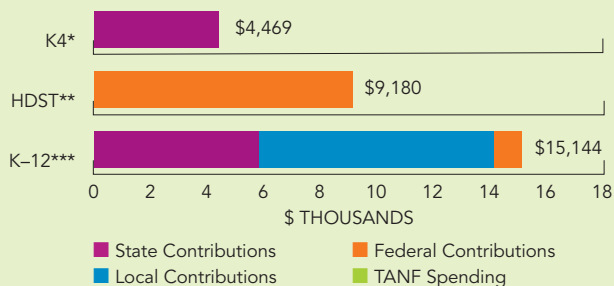
* Pre-K programs may receive additional funds from federal or local sources that are not included in this figure.

** Head Start per-child spending for the 2009-2010 year includes funding from the American Recovery and Reinvestment Act (ARRA).

*** K-12 expenditures include capital spending as well as current operating expenditures.

Data are for the '09-'10 school year, unless otherwise noted.

SPENDING PER CHILD ENROLLED



¹ All state-funded Head Start enrollment is through HSSAP, but the state could not break the enrollment figure into specific numbers of 3- and 4-year-olds. As a result, age breakdowns used in the Access pie charts were estimated using proportions of federal Head Start enrollees in each age category.

² Beginning in the 2009-2010 school year, all assistant teachers in School Based Pre-K are required to meet the highly qualified requirements of NCLB.

³ The K4 program follows kindergarten requirements, which do not limit class size or staff-to-child ratio. Based on this clarification it does not meet NIEER's requirement. However, most programs have 20 children and a 1:10 staff-child-ratio. School Based Pre-K follows the PA School Board regulations, which require a maximum class size of 20 and a staff-to-child ratio of 1:10.

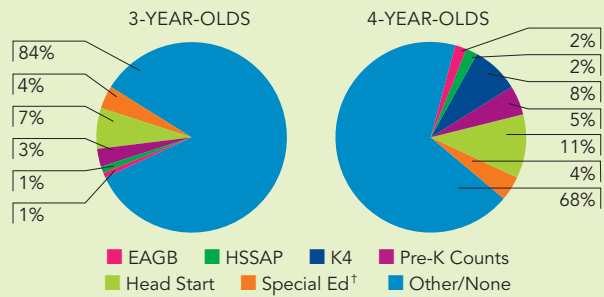
⁴ The state funding and per-child spending amounts are estimations based on calculations using the state's average K-12 per-child expenditure.

PENNSYLVANIA HEAD START SUPPLEMENTAL ASSISTANCE PROGRAM

ACCESS

Total state program enrollment.....	5,355
School districts that offer state program.....	75% (Head Start grantees)
Income requirement	90% of children must be at or below 100% FPL ¹
Hours of operation	Determined locally ²
Operating schedule	Determined locally ²
Special education enrollment	19,867
Federally funded Head Start enrollment	27,364
State-funded Head Start enrollment	5,108 ³

STATE PRE-K AND HEAD START ENROLLMENT AS PERCENTAGE OF TOTAL POPULATION



[†] This is an estimate of children in special education who are not enrolled in state-funded pre-K or Head Start.

QUALITY STANDARDS CHECKLIST

POLICY	STATE PRE-K REQUIREMENT	BENCHMARK	DOES REQUIREMENT MEET BENCHMARK?
Early learning standards	Comprehensive	Comprehensive	<input checked="" type="checkbox"/>
Teacher degree	CDA ⁴	BA	<input type="checkbox"/>
Teacher specialized training.....	Meets CDA requirements ⁴	Specializing in pre-K	<input checked="" type="checkbox"/>
Assistant teacher degree	HSD ⁴	CDA or equivalent	<input type="checkbox"/>
Teacher in-service.....	15 clock hours	At least 15 hours/year	<input checked="" type="checkbox"/>
Maximum class size		20 or lower	<input checked="" type="checkbox"/>
3-year-olds	17		
4-year-olds	20		
Staff-child ratio		1:10 or better	<input checked="" type="checkbox"/>
3-year-olds	2:17		
4-year-olds	2:17		
Screening/referral	Vision, hearing, health, dental, and support services developmental; and support services ⁵	Vision, hearing, health; and at least 1 support service	<input checked="" type="checkbox"/>
Meals	Lunch and either breakfast or snack	At least 1/day	<input checked="" type="checkbox"/>
Monitoring	Site visits and other monitoring	Site visits	<input checked="" type="checkbox"/>

TOTAL BENCHMARKS MET

8

RESOURCES

Total state pre-K spending	\$38,645,052 ⁶
Local match required?	No
State Head Start spending	\$38,645,052 ⁶
State spending per child enrolled	\$7,217
All reported spending per child enrolled*.....	\$7,217

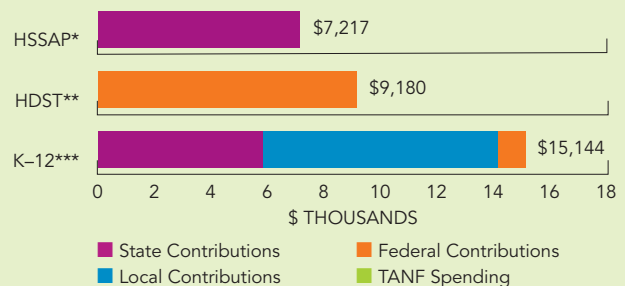
* Pre-K programs may receive additional funds from federal or local sources that are not included in this figure.

** Head Start per-child spending for the 2009-2010 year includes funding from the American Recovery and Reinvestment Act (ARRA).

*** K-12 expenditures include capital spending as well as current operating expenditures.

Data are for the '09-'10 school year, unless otherwise noted.

SPENDING PER CHILD ENROLLED



¹ State pre-K children must meet the federal Head Start income guidelines. Effective December 2007, 35 percent of the enrollment may be children whose family incomes are between 100 and 130 percent FPL after priority is given to children at or below 100 percent FPL.

² The operating schedule is determined locally, but the minimum follows federal Head Start requirements of 3.5 hours per day, 4 days per week, and 128 days per year.

³ All state-funded Head Start enrollment is through HSSAP, but the state could not break the enrollment figure into specific numbers of 3- and 4-year-olds. As a result, age breakdowns used in the Access pie charts were estimated using proportions of federal Head Start enrollees in each age category.

⁴ The Head Start Reauthorization Act of 2007 requires that by 2011 all lead teachers must have at least an AA; by 2013, 50 percent must have at least a BA. If teachers are employed by a school district, ECE certification is required. Federal Head Start requires that by 2013 all assistant teachers have a CDA or be enrolled in a program to receive a CDA, AA, or BA within two years.

⁵ Support services include two annual parent conferences or home visits and comprehensive services as required by federal Head Start Performance Standards including parent education or job training, parenting support or training, parent involvement activities, health services for parents and children, information about nutrition, referral to social services, and transition to kindergarten activities.

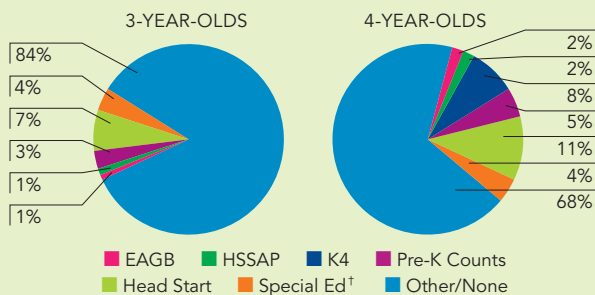
⁶ All spending through this initiative is directed toward Head Start programs.

PENNSYLVANIA PRE-K COUNTS

ACCESS

Total state program enrollment	11,863
School districts that offer state program	81% (counties)
Income requirement	300% FPL ¹
Hours of operation	2.5 instructional hours/day (part-day), 5 instructional hours/day (full-day), 5 days/week
Operating schedule	Academic year
Special education enrollment	19,867
Federally funded Head Start enrollment	27,364
State-funded Head Start enrollment	5,108 ²

STATE PRE-K AND HEAD START ENROLLMENT AS PERCENTAGE OF TOTAL POPULATION



[†] This is an estimate of children in special education who are not enrolled in state-funded pre-K or Head Start.

QUALITY STANDARDS CHECKLIST

POLICY	STATE PRE-K REQUIREMENT	BENCHMARK	DOES REQUIREMENT MEET BENCHMARK?
Early learning standards	Comprehensive	Comprehensive	<input checked="" type="checkbox"/>
Teacher degree	BA in ECE (public); AA in ECE or ECE cert. and/or 18 credits (nonpublic) ²	BA	<input type="checkbox"/>
Teacher specialized training	ECE cert. (public); AA in ECE or ECE cert. and/or 18 credits in ECE (nonpublic) ³	Specializing in pre-K	<input checked="" type="checkbox"/>
Assistant teacher degree	Must meet NCLB requirements ⁴	CDA or equivalent	<input type="checkbox"/>
Teacher in-service	180 clock hours/5 years	At least 15 hours/year	<input checked="" type="checkbox"/>
Maximum class size		20 or lower	<input checked="" type="checkbox"/>
3-year-olds		20	
4-year-olds		20	
Staff-child ratio		1:10 or better	<input checked="" type="checkbox"/>
3-year-olds		1:10	
4-year-olds		1:10	
Screening/referral and support services	Determined locally; and support services ⁵	Vision, hearing, health; and at least 1 support service	<input type="checkbox"/>
Meals	Snack ⁶	At least 1/day	<input type="checkbox"/>
Monitoring	Site visits and other monitoring	Site visits	<input checked="" type="checkbox"/>

TOTAL BENCHMARKS MET
6

RESOURCES

Total state pre-K spending	\$84,658,447
Local match required?	No
State Head Start spending	\$38,645,052
State spending per child enrolled	\$7,136
All reported spending per child enrolled*	\$7,136

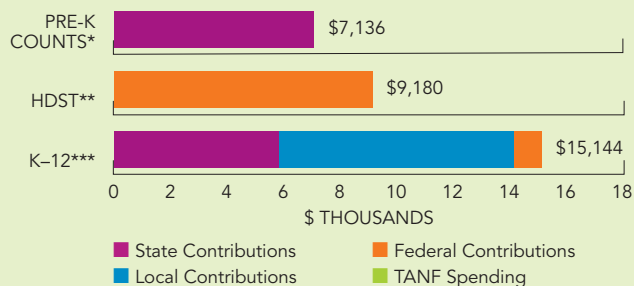
* Pre-K programs may receive additional funds from federal or local sources that are not included in this figure.

** Head Start per-child spending for the 2009-2010 year includes funding from the American Recovery and Reinvestment Act (ARRA).

*** K-12 expenditures include capital spending as well as current operating expenditures.

Data are for the '09-'10 school year, unless otherwise noted.

SPENDING PER CHILD ENROLLED



¹ Income is only one of the possible risk factors used to determine eligibility. Other risk factors are determined locally and could include low parental education level or other economic, language, and/or cultural disadvantages that put children at risk for school failure.

² All state-funded Head Start enrollment is through HSSAP, but the state could not break the enrollment figure into specific numbers of 3- and 4-year-olds. As a result, age breakdowns used in the Access pie charts were estimated using proportions of federal Head Start enrollees in each age category.

³ Teachers in child care and Head Start are required to have at least an AA in early childhood education. Teachers in nursery schools are required to have ECE certification or 18 credits in ECE. Beginning in December 2011, all lead teachers will be required to have a BA and ECE certification.

⁴ Beginning with the 2009-2010 school year, all assistant teachers are required to meet NCLB requirements. This requires completing at least two years of postsecondary education, possessing an AA or higher, or passing a rigorous state or local assessment of knowledge of and ability to assist in instruction.

⁵ Vision, hearing, health, dental, and developmental screenings and referrals are determined locally. Support services required of all programs include parent involvement activities and transition to kindergarten activities.

⁶ Half-day programs are required to provide a snack. Full-day programs are required to provide a snack and one meal.