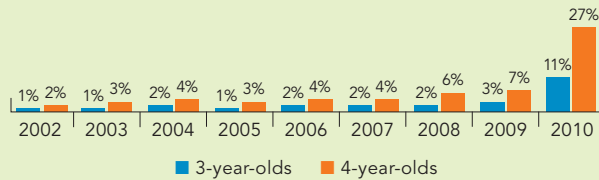
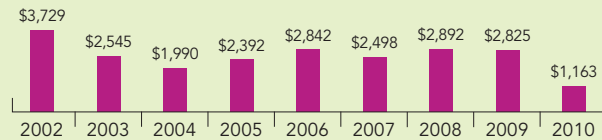


Nebraska

PERCENT OF STATE POPULATION ENROLLED



STATE SPENDING PER CHILD ENROLLED
(2010 DOLLARS)



The Nebraska Early Childhood Education Grant Program began as a pilot program in 1992, and expanded in 2001. The program provides educational services primarily to at-risk 3- and 4-year-olds. At least 70 percent of grant funding received by each participating preschool program must be used to serve children with one of the following four risk factors: eligibility for free or reduced-price lunch, having teen parents or parents who have not completed high school, living in a home in which English is not the primary language, or being born prematurely or with a low birth weight. A goal of the program is to integrate children of diverse economic and social characteristics.

Public schools and educational service units receive state funding directly and partner with human service agencies, child care centers, or Head Start agencies to provide services. In their first year, grantees may use up to half of their grant amount for start-up costs. Each year, grantees receive funding for up to half the cost of a classroom and are required to match 100 percent of the continuing operating cost of the classroom using local and/or federal sources. Through an annual process, this initiative is evaluated on both process quality and program impact/child outcomes.

In 2005, Nebraska moved to include 4-year-olds in the school district state-aid formula. School districts must be approved for three consecutive years before being eligible to include the 4-year-olds they serve in the state aid formula. This has resulted in a large increase in the number of children being served in state-funded prekindergarten programs. The 2009-2010 school year was the first time students in programs receiving state aid were included in the enrollment count; many programs began receiving state aid in the 2009-2010 year. Requirements included in state statute ensure that programs receiving state aid use the same types and levels of matching funding from federal and local sources as are used by the Nebraska Early Childhood Education Grant programs. However, the state does not track federal or local spending for programs that receive state aid.

ACCESS RANKINGS	
4-YEAR-OLDS	3-YEAR-OLDS
15	4

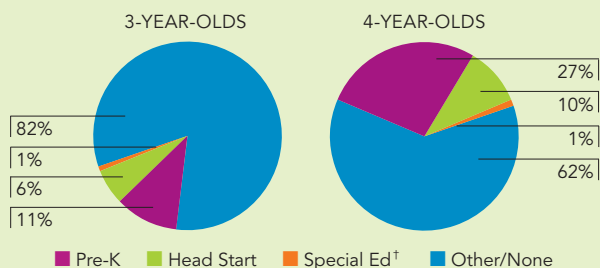
RESOURCES RANKINGS	
STATE SPENDING	ALL REPORTED SPENDING
39	39

NEBRASKA EARLY CHILDHOOD EDUCATION PROGRAM – AGES 3 TO 5

ACCESS

Total state program enrollment	10,248
School districts that offer state program	65%
Income requirement	185% FPL ¹
Hours of operation	Determined locally ²
Operating schedule	Academic year
Special education enrollment	2,949
Federally funded Head Start enrollment	4,416
State-funded Head Start enrollment	0

STATE PRE-K AND HEAD START ENROLLMENT AS PERCENTAGE OF TOTAL POPULATION



† This is an estimate of children in special education who are not enrolled in state-funded pre-K or Head Start.

QUALITY STANDARDS CHECKLIST

POLICY	STATE PRE-K REQUIREMENT	BENCHMARK	DOES REQUIREMENT MEET BENCHMARK?
Early learning standards	Comprehensive	Comprehensive	<input checked="" type="checkbox"/>
Teacher degree	BA	BA	<input checked="" type="checkbox"/>
Teacher specialized training	Certification and EC endorsement ³	Specializing in pre-K	<input checked="" type="checkbox"/>
Assistant teacher degree	12 semester hours in CD or ECE or equivalent	CDA or equivalent	<input checked="" type="checkbox"/>
Teacher in-service	12 clock hours	At least 15 hours/year	<input type="checkbox"/>
Maximum class size		20 or lower	<input checked="" type="checkbox"/>
3-year-olds	20		
4-year-olds	20		
Staff-child ratio		1:10 or better	<input checked="" type="checkbox"/>
3-year-olds		1:10	
4-year-olds		1:10	
Screening/referral and support services	Determined locally; support services only ⁴	Vision, hearing, health; and at least 1 support service	<input type="checkbox"/>
Meals	Snack	At least 1/day	<input type="checkbox"/>
Monitoring	Other monitoring ⁵	Site visits	<input type="checkbox"/>

TOTAL BENCHMARKS MET

6

RESOURCES

Total state pre-K spending	\$11,922,004
Local match required?	Yes, 100% ⁶
State spending per child enrolled	\$1,163
All reported spending per child enrolled*	\$2,070

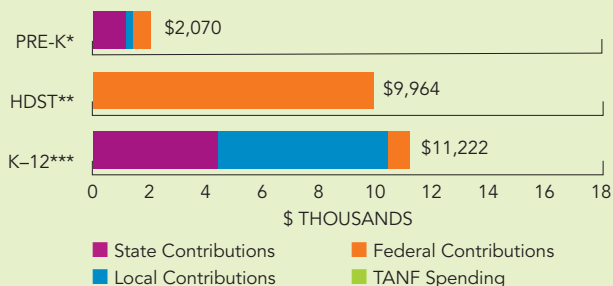
* Pre-K programs may receive additional funds from federal or local sources that are not included in this figure.

** Head Start per-child spending for the 2009-2010 year includes funding from the American Recovery and Reinvestment Act (ARRA).

*** K-12 expenditures include capital spending as well as current operating expenditures.

Data are for the '09-'10 school year, unless otherwise noted.

SPENDING PER CHILD ENROLLED



¹ Seventy percent of each program's funding must be used to serve children having at least one of four risk factors, only one of which is family income. The other risk factors are non-English speaking family members, teen parent, parents who have not completed high school, or low birth weight or premature birth.

² Most programs operate part-day, 3.5 to 4 hours per day, 4 or 5 days per week.

³ Certification types include ECE Birth-grade 3, EC Special Education Birth-grade 3, Preschool Disabilities Birth-K, ECE Unified Birth-grade 3.

⁴ Support services include two home visits, parent conferences, parent involvement activities, transition to kindergarten activities, and other locally determined services.

⁵ Starting in 2009, sites were no longer guaranteed site visits. Based on further clarification, this does not meet NIEER's requirement for monitoring.

⁶ There is a required 100 percent match of grant funds, although it is not required to come from a local source. The state does not track matching funds from local and federal sources for programs that receive state aid so these funds are not reflected in all reported spending.