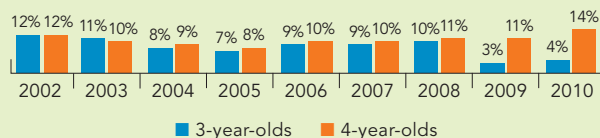
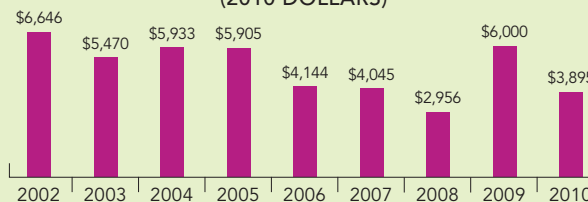


# Massachusetts

PERCENT OF STATE POPULATION ENROLLED



STATE SPENDING PER CHILD ENROLLED  
(2010 DOLLARS)



Massachusetts established its Department of Early Education and Care (EEC) in 2005 to improve affordability, access, and quality of preschool education services. Concurrently, the state launched the Universal Pre-kindergarten (UPK) initiative. UPK accepts children ages 2 years, 9 months until they reach the locally determined kindergarten eligibility age.

The UPK initiative awards grants to Head Start programs, public schools, family child care, private child care, and faith-based centers that promote school readiness and positive outcomes for students. UPK is available in 97 towns, and programs must operate or provide access to full-day, full-year services, as well as follow specific standards for child assessments. Programs must also use the Guidelines for Preschool Learning Experiences and the Early Childhood Program Standards. All children may enroll in participating UPK programs regardless of income, though programs must serve or be willing to serve children from families with income levels at or below 85 percent of the state median income (SMI).

The UPK initiative receives funding from two streams. The majority is child subsidy money, with a UPK add-on amount from the state to improve program quality. In its first year, the state distributed an additional \$1 million in planning grants to help programs meet eligibility to receive UPK funding. In FY 2008, the state increased UPK spending from \$4.7 million to \$7.1 million to expand services to additional children. Funding was increased again in FY 2009, to \$10.8 million, in order to target at-risk communities. In addition to this state funding, UPK received roughly \$44.8 million in CCDF subsidy funds in the 2008-2009 program year. However, in the 2009-2010 program year there was a \$2.9 million cut, reducing UPK grants by 37 percent.

This program was evaluated for process quality during the 2008-2009 and 2009-2010 school years. Starting in the 2010-2011 program year, UPK will require grantees to participate in its Quality Rating and Improvement System (QRIS) and grantees will be asked to submit child-level information to build a longitudinal data system within the Massachusetts state education agencies.

Another initiative, Grant 391, was established in 1985 to fund typically developing preschool children to match the number of students with disabilities served in inclusion classrooms. Program grantees are located in public schools in 96 districts, and any child without disabilities is eligible.

The Massachusetts School Improvement Act of 1985 established the Community Partnerships for Children (CPC, also called Preschool Direct and Preschool Scholarships), which coordinates planning and delivery of services offered by all early education and care programs within a funded community. The initiative has served 3- and 4-year-olds with working parents since 1996, and continues to coordinate and expand services based on community resources and needs. Beginning in November 2008, the CPC program dissolved, although their programs still provide care to private paying families and families under the subsidy system. As a result of this change in program structure, CPC no longer fits NIEER's definition for a state-funded prekindergarten initiative.

In addition to the above programs, Massachusetts provides supplemental funding for the federal Head Start program. In the 2009-2010 program year, the state provided \$7.5 million to enhance teacher salaries as well as other quality improvements, and to serve an additional 304 Head Start children. This profile focuses on UPK and Grant 391, which are reported together because both programs have similar requirements and standards.

ACCESS RANKINGS	
4-YEAR-OLDS	3-YEAR-OLDS
28	14

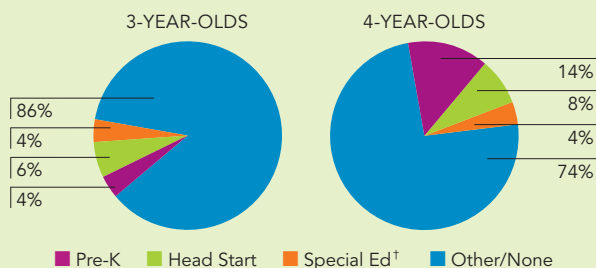
RESOURCES RANKINGS	
STATE SPENDING	ALL REPORTED SPENDING
24	26

# MASSACHUSETTS UNIVERSAL PRE-KINDERGARTEN (UPK) AND GRANT 391 PROGRAM

## ACCESS

Total state program enrollment	13,468
School districts that offer state program	28% (towns, UPK) 32% (Grant 391)
Income requirement	85% SMI (UPK); None (Grant 391) <sup>1</sup>
Hours of operation	Determined locally <sup>2</sup>
Operating schedule	Determined locally <sup>2</sup>
Special education enrollment	9,876
Federally funded Head Start enrollment	10,167
State-funded Head Start enrollment	264 <sup>3</sup>

STATE PRE-K AND HEAD START ENROLLMENT AS PERCENTAGE OF TOTAL POPULATION



<sup>†</sup> This is an estimate of children in special education who are not enrolled in state-funded pre-K or Head Start.

## QUALITY STANDARDS CHECKLIST

POLICY	STATE PRE-K REQUIREMENT	BENCHMARK	DOES REQUIREMENT MEET BENCHMARK?
Early learning standards	Comprehensive	Comprehensive	<input checked="" type="checkbox"/>
Teacher degree	BA (public); None (nonpublic) <sup>4</sup>	BA	<input type="checkbox"/>
Teacher specialized training	EC teachers of students with and without disabilities, Pre-K-2 (public); 3 credits (nonpublic) <sup>4</sup>	Specializing in pre-K	<input type="checkbox"/>
Assistant teacher degree	HSD (public); None (nonpublic) <sup>5</sup>	CDA or equivalent	<input type="checkbox"/>
Teacher in-service	20 clock hours (UPK); 150 clock hours/5 yrs (Grant 391)	At least 15 hours/year	<input checked="" type="checkbox"/>
Maximum class size		20 or lower	<input checked="" type="checkbox"/>
3-year-olds	20 (UPK); 15 (Grant 391)		
4-year-olds	20 (UPK); 15 (Grant 391)		
Staff-child ratio		1:10 or better	<input checked="" type="checkbox"/>
3-year-olds	1:10 (UPK); 1:7 (Grant 391)		
4-year-olds	1:10 (UPK); 1:7 (Grant 391)		
Screening/referral and support services	Vision, hearing, health; and support services <sup>6</sup>	Vision, hearing, health; and at least 1 support service	<input checked="" type="checkbox"/>
Meals	Depend on length of program day <sup>7</sup>	At least 1/day	<input type="checkbox"/>
Monitoring	Site visits and other monitoring <sup>8</sup>	Site visits	<input checked="" type="checkbox"/>

**TOTAL BENCHMARKS MET**

**6**

## RESOURCES

Total state pre-K spending	\$52,462,817 <sup>9</sup>
Local match required?	No
State Head Start spending	\$7,500,000
State spending per child enrolled	\$3,895
All reported spending per child enrolled*	\$3,895

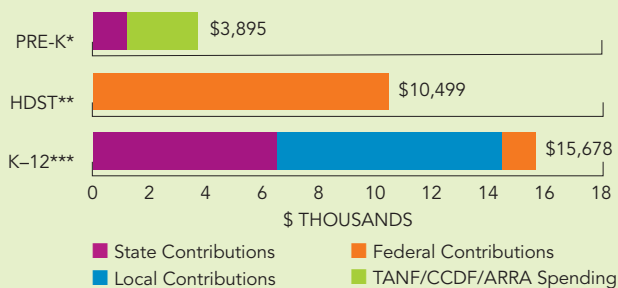
\* Pre-K programs may receive additional funds from federal or local sources that are not included in this figure.

\*\* Head Start per-child spending for the 2009-2010 year includes funding from the American Recovery and Reinvestment Act (ARRA).

\*\*\* K-12 expenditures include capital spending as well as current operating expenditures.

Data are for the '09-'10 school year, unless otherwise noted.

SPENDING PER CHILD ENROLLED



<sup>1</sup> In the UPK program, any child may enroll, yet programs are selected to receive UPK funding based on program and child characteristics. The income requirement is for children receiving subsidy money.

<sup>2</sup> Hours vary by type of program and setting and are determined locally. UPK grantees are required to offer or provide access to full-day and full-year services. For Grant 391, grantees follow the public school calendar which is determined locally.

<sup>3</sup> Massachusetts was not able to break its state-funded Head Start enrollment down by single year of age. As a result, this figure is an estimate based on the percentage of federal Head Start enrollees in Massachusetts who were 3 or 4 years old.

<sup>4</sup> All teachers must have an Early Childhood Certification. Public school teachers must have a pre-K to grade 2 certification. Nonpublic school teachers must be certified by the Department of Early Education and Care. Teachers must either be 21 years old or have a high school diploma, and must complete a 3-credit college course in child growth and development.

<sup>5</sup> Assistant teachers in nonpublic settings must complete a 3-credit child development course and be at least 18 years old. A CDA may be substituted for these requirements.

<sup>6</sup> Programs are not required to provide these services directly. However, all LEAs are required to provide screenings and referrals under "child find" and screenings and referrals are available to all children in non LEAs through services in the public schools. Required support services include two annual parent conferences or home visits. Additional support services are determined locally.

<sup>7</sup> Programs operating fewer than 4 hours per day must provide snacks, and programs operating between 4 and 9 hours must provide a regularly scheduled meal in addition to a snack. Programs operating more than 9 hours must provide two meals and two snacks.

<sup>8</sup> UPK conducts site visits approximately once a year and all sites are visited. Grant 391 programs are all visited within a six-year cycle.

<sup>9</sup> This figure includes \$31,564,596 in TANF/CCDF funds as well as \$3,997,690 in ARRA funds. Total spending, including federal and local funding, for UPK was \$39,564,596 and \$12,898,221 for Grant 391.