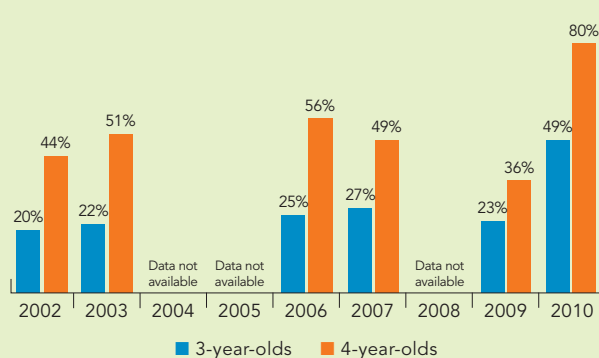
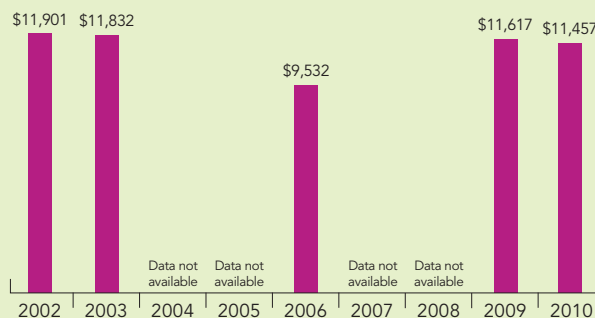


District of Columbia

PERCENT OF DISTRICT POPULATION ENROLLED



DISTRICT SPENDING PER CHILD ENROLLED
(2010 DOLLARS)



The District of Columbia has funded preschool education through the Public School Preschool (PSP) program since the 1960s. Funding for the PSP program is based on the school funding formula. All 3- and 4-year-olds in the District of Columbia are eligible to attend the PSP program, but the number of available slots limits actual enrollment.

The District of Columbia had a second preschool education program, the Pre-K Program (formerly called the Pre-K Incentive Program), that served 3- and 4-year-olds in community-based settings. This program led to the enactment of the Pre-Kindergarten Enhancement and Expansion Act of 2008 and the Pre-K Acceleration and Clarification Emergency Amendment Act of 2010, which united prekindergarten programs across sectors (public schools, public charter schools, and community-based organizations) under a common set of research-based, high-quality content standards and program requirements established by the Office of the State Superintendent of Education (OSSE). This program, now called the Pre-Kindergarten Enhancement and Expansion Program, began in the 2009-2010 school year. The District of Columbia Public Schools (DCPS) administers the programs in public schools, and the District of Columbia Public Charter School Board administers the D.C. Public Charter School Pre-K Program, and the OSSE administers the Pre-K Program in community-based settings. During the 2008-2009 school year, the Pre-Kindergarten Enhancement and Expansion Program was evaluated for both process quality and program impact/child outcomes.

In 2010, pre-K emergency legislation was issued that increased access for community-based providers by allowing for-profit community-based organization to participate.

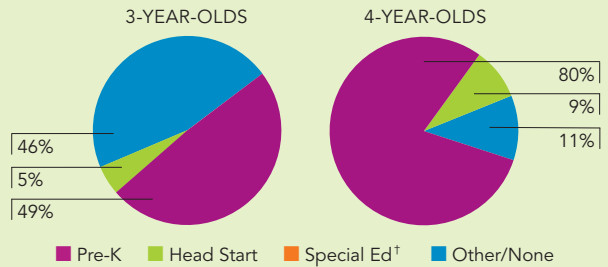
DCPS also collaborates with the Children's Literacy Initiative on a model literacy program for preschool education classrooms. This model literacy program was first implemented during the 2006-2007 school year and was expanded to additional classes during the 2007-2008 school year. In addition, the executive director of School Readiness and Early Childhood Programs has been working to develop a school readiness assessment instrument, build a comprehensive service system for children ages 3 to 5, and define school readiness.

The District of Columbia has the unique situation of being a city that is not within a state. This report includes information about the District's preschool initiatives because, unlike other cities, it has not been included in any state profile. Due to the differences between city-level and statewide programs, the District's preschool initiatives cannot be directly compared to state programs. Therefore, the District is not ranked among the states according to resources or enrollment. The D.C. Public Charter School Pre-K Program is profiled separately from the Pre-Kindergarten Enhancement and Expansion Program because they have great variability in their quality standards and requirements.

DISTRICT OVERVIEW

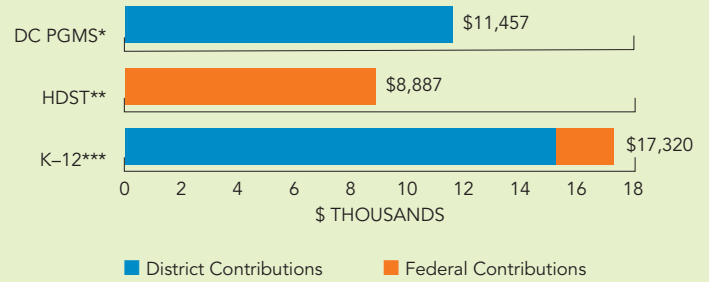
Total district program enrollment	8,867
Total district spending	\$101,587,577
District spending per child enrolled	\$11,457
All reported spending per child enrolled*	\$11,457

DISTRICT PRE-K AND HEAD DISTRICT ENROLLMENT AS PERCENTAGE OF TOTAL POPULATION



† All special education children are in district-funded pre-K.

SPENDING PER CHILD ENROLLED



* Pre-K programs may receive additional funds from federal or local sources that are not included in this figure.

** Head Start per-child spending for the 2009-2010 year includes funding from the American Recovery and Reinvestment Act (ARRA).

*** K-12 expenditures include capital spending as well as current operating expenditures.

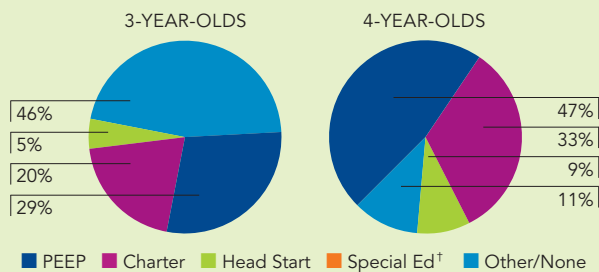
Data are for the '09-'10 school year, unless otherwise noted.

D.C. PRE-KINDERGARTEN ENHANCEMENT AND EXPANSION PROGRAM

ACCESS

Total district program enrollment	5,227 ¹
School districts that offer state program	100%
Income requirement	None
Hours of operation	6.5 hours/day, 5 days/week
Operating schedule	Academic year
Special education enrollment.....	364
Federally funded Head Start enrollment	2,753
District-funded Head Start enrollment	0

DISTRICT PRE-K AND HEAD DISTRICT ENROLLMENT AS PERCENTAGE OF TOTAL POPULATION



QUALITY STANDARDS CHECKLIST

POLICY	DISTRICT PRE-K REQUIREMENT	BENCHMARK	DOES REQUIREMENT MEET BENCHMARK?	<div style="border: 1px solid black; padding: 5px; text-align: center;"> TOTAL BENCHMARK MET </div>
Early learning standards	Comprehensive	Comprehensive	<input checked="" type="checkbox"/>	
Teacher degree	BA (public and nonpublic) ²	BA	<input checked="" type="checkbox"/>	
Teacher specialized training	EC certification (public); AA (nonpublic) ²	Specializing in pre-K	<input type="checkbox"/>	
Assistant teacher degree	AA, 48 credits, or para-pro exam (public); CDA (nonpublic) ³	CDA or equivalent	<input checked="" type="checkbox"/>	
Teacher in-service	90 hours/4 years (public); 1 day/month (nonpublic/CBO)	At least 15 hours/year	<input checked="" type="checkbox"/>	
Maximum class size	20 or lower	<input checked="" type="checkbox"/>	
3-year-olds16			
4-year-olds20			
Staff-child ratio	1:10 or better	<input checked="" type="checkbox"/>	
3-year-olds2:16			
4-year-olds1:10			
Screening/referral and support services	Health, dental; and support services ⁴	Vision, hearing, health; and at least 1 support service	<input type="checkbox"/>	
Meals	Breakfast and lunch	At least 1/day	<input checked="" type="checkbox"/>	
Monitoring	Site visits and other monitoring	Site visits	<input checked="" type="checkbox"/>	

RESOURCES

Total district pre-K spending	\$59,593,027 ⁵
Local match required?.....	NA
District spending per child enrolled	\$11,401 ⁵
All reported spending per child enrolled*.....	\$11,401 ⁵

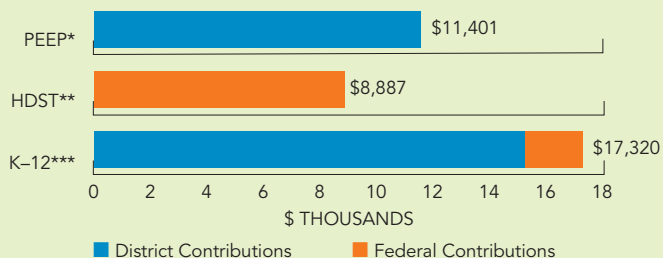
* Pre-K programs may receive additional funds from federal or local sources that are not included in this figure.

** Head Start per-child spending for the 2009-2010 year includes funding from the American Recovery and Reinvestment Act (ARRA).

*** K-12 expenditures include capital spending as well as current operating expenditures.

Data are for the '09-'10 school year, unless otherwise noted.

SPENDING PER CHILD ENROLLED



¹ Some duplication may exist in enrollment counts for the Pre-K Enhancement and Expansion Program and federal Head Start although that amount is unknown.

² Teachers in public settings are required to have a BA with early childhood certification. Teachers in nonpublic settings, community-based organizations (CBOs), are required to have at least an associate degree in child development, early childhood education, or child and family studies, and must be enrolled in a bachelor's degree program and on track to receive the degree by September 1, 2017.

³ Public school assistant teachers must have an associate degree or 48 college credit hours or have passed the paraprofessional exam, which is a basic skills test. It is not required that the degree be in ECE. Nonpublic assistant teachers must hold at least a Child Development Associate (CDA) credential and be enrolled in an associate degree program and on track to receive the degree by September 1, 2017.

⁴ Support services include four annual parent conferences (plus one annual home visit for Head Start programs). Other support services are determined locally.

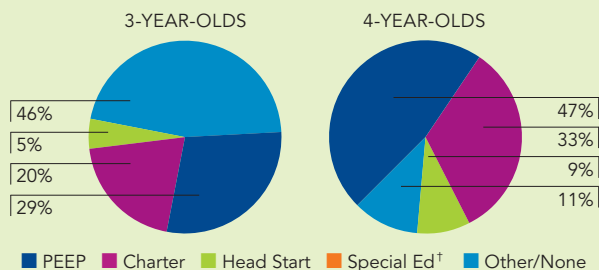
⁵ Spending data were not available and therefore spending was based on the pre-K per-pupil funding amount of \$11,401.

D.C. PUBLIC CHARTER SCHOOL PRE-K

ACCESS

Total district program enrollment	3,640
School districts that offer state program	100% ¹
Income requirement	None
Hours of operation	Determined locally ²
Operating schedule	Academic year
Special education enrollment	364
Federally funded Head Start enrollment	2,753
District-funded Head Start enrollment	0

DISTRICT PRE-K AND HEAD DISTRICT ENROLLMENT AS PERCENTAGE OF TOTAL POPULATION



QUALITY STANDARDS CHECKLIST

POLICY	DISTRICT PRE-K REQUIREMENT	BENCHMARK	DOES REQUIREMENT MEET BENCHMARK?
Early learning standards	Comprehensive	Comprehensive	<input checked="" type="checkbox"/>
Teacher degree	BA	BA	<input checked="" type="checkbox"/>
Teacher specialized training	None	Specializing in pre-K	<input type="checkbox"/>
Assistant teacher degree	AA	CDA or equivalent	<input checked="" type="checkbox"/>
Teacher in-service	Determined locally	At least 15 hours/year	<input type="checkbox"/>
Maximum class size		20 or lower	<input type="checkbox"/>
3-year-olds	Determined locally		
4-year-olds	Determined locally		
Staff-child ratio		1:10 or better	<input type="checkbox"/>
3-year-olds	Determined locally		
4-year-olds	Determined locally		
Screening/referral and support services	Health, dental	Vision, hearing, health; and at least 1 support service	<input type="checkbox"/>
Meals	Lunch ³	At least 1/day	<input checked="" type="checkbox"/>
Monitoring	Site visits and other monitoring	Site visits	<input checked="" type="checkbox"/>

TOTAL BENCHMARKS MET

5

RESOURCES

Total district pre-K spending	\$41,994,550 ⁴
Local match required?	No
District spending per child enrolled	\$11,537 ⁴
All reported spending per child enrolled*	\$11,537 ⁴

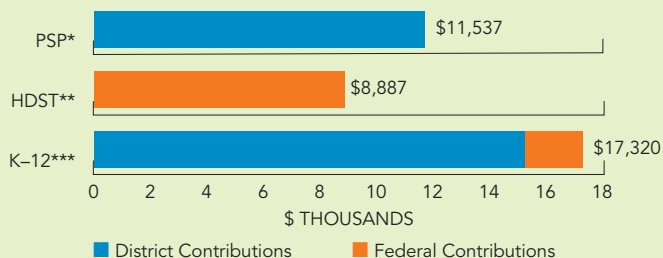
* Pre-K programs may receive additional funds from federal or local sources that are not included in this figure.

** Head Start per-child spending for the 2009-2010 year includes funding from the American Recovery and Reinvestment Act (ARRA).

*** K-12 expenditures include capital spending as well as current operating expenditures.

Data are for the '09-'10 school year, unless otherwise noted.

SPENDING PER CHILD ENROLLED



¹ D.C. Public Charter Schools must have approval by their charters from the D.C. Public Charter School Board to offer preschool.

² Programs must offer at least 180 days or 900 hours of instruction per year. Most programs are 5 days per week, although some offer a longer school day to accommodate a half day for professional development within a 4.5-day-per-week school schedule.

³ Most programs also provide breakfast and snack.

⁴ Spending data was based on the per-pupil funding amount of \$11,752 for 3-year-olds and \$11,401 for 4-year-olds. Charter schools receive an additional \$2,800 per pupil for facilities. This amount is not included in the total spending figure.