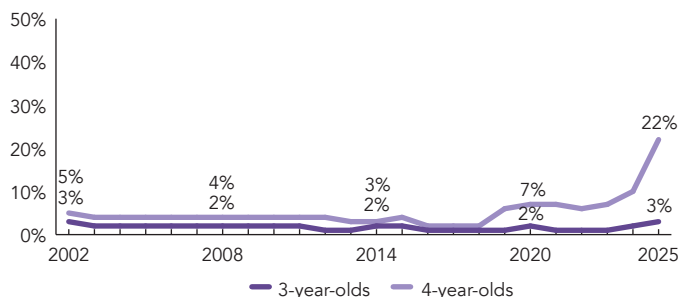
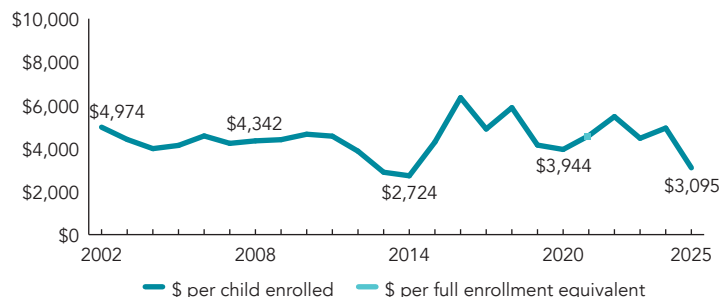


Missouri

PERCENT OF STATE POPULATION ENROLLED



STATE SPENDING PER CHILD ENROLLED (2025 DOLLARS)



OVERVIEW

During the 2024-2025 school year, Missouri preschool enrolled 18,264 children, an increase of 9,468 from the prior year. State spending totaled \$56,524,225, up \$13,124,189 (30%), adjusted for inflation, since last year. State spending per child equaled \$3,095 in 2024-2025 down \$1,839 from 2023-2024, adjusted for inflation. Missouri met an average of 5.1 of 10 quality standards benchmarks.

WHAT'S NEW

Missouri continues to fund the Pre-K Foundation Formula at the current rate; however, Local Education Agencies (LEAs) are able to claim 8% of their free- or reduced-price lunch eligible population for Pre-K students, an increase of 4% from the previous year. In 2024-2025, the Missouri Quality Prekindergarten (MOQPK) grant was in its second year and due to multiple rounds of funding there was an increase in participation by both LEAs and child care programs. Those participating in MOQPK must also participate in the Quality Assurance Report and demonstrate quality criteria within two years.

BACKGROUND

Beginning in the 2018-2019 school year, Missouri's LEAs were encouraged to use the Missouri Pre-K Foundation Formula fund for preschool. Most policy decisions are made by the LEAs, but programs must meet requirements around teacher to child ratios, teacher degrees and certification, and fiscal spending and reporting.

Previously, the Missouri Preschool Program (MPP), launched in 1998, served 3- and 4-year-olds in public schools, private child-care centers, and nonprofit agencies. Programs were required to work with the local Parents as Teachers program to provide parent education, family visits, group connections, health and development screenings, and services referrals. MPP was funded through the state's Tobacco Settlement Fund. Priority for funding was given to programs serving children with special needs or from low-income families. The 2020-2021 school year was the last year of operation for MPP.

In 2023-2024, the state implemented an additional preschool program, Missouri Quality Preschool (MOQPK), which provided funding for both public schools and licensed private child care centers and preschools, unlike the state's other pre-K program, Pre-K Foundation Formula that only operates in public schools. All MOQPK classrooms are observed every two years using CLASS. Lead teachers are required to have at least 18 college credits in early childhood education or child development and participate in coaching and complete 18 clock hours per year of professional development. Teaching assistants are required to have a CDA or nine college credit hours in ECE or child development.

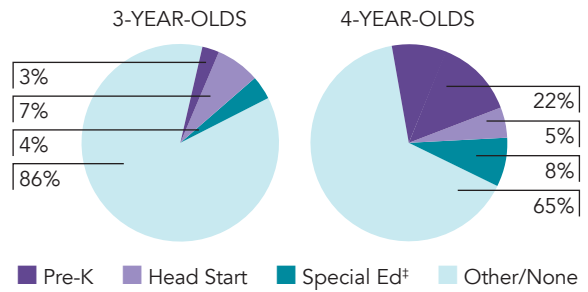
Missouri's overall support for state-funded preschool is depicted on the first two pages of this state profile. The third page focuses on the Missouri Pre-K Foundation Formula program and the fourth page focuses on the Missouri Quality Preschool Grant (MOQPK).

MISSOURI STATE OVERVIEW

ACCESS

Total state pre-K enrollment	18,264
Special education enrollment, ages 3 and 4	11,923
Federally funded Head Start enrollment, ages 3 and 4	8,797
State-funded Head Start enrollment, ages 3 and 4.....	0

PERCENT OF POPULATION ENROLLED IN PUBLIC ECE

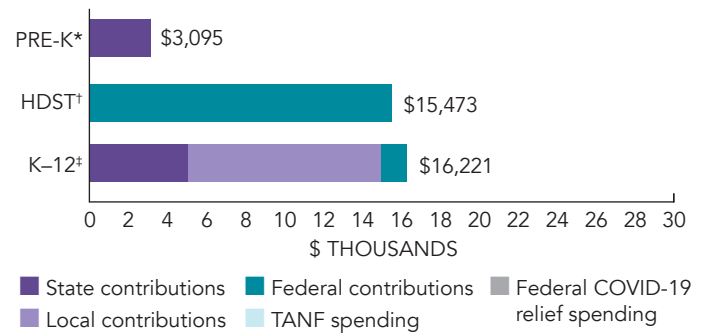


† Some Head Start children may also be counted in state pre-K.
 † Estimates children in special education not also enrolled in state pre-K or Head Start.

RESOURCES

Total state pre-K spending	\$56,524,225
State Head Start spending	\$0
State spending per child enrolled	\$3,095
All reported spending per child enrolled*	\$3,095

SPENDING PER CHILD ENROLLED



* Pre-K programs may receive additional funds from federal or local sources that are not included in this figure.
 † Head Start per-child spending includes funding only for 3- and 4-year-olds.
 ‡ K-12 expenditures include capital spending as well as current operating expenditures.

ACCESS RANKINGS	
4-YEAR-OLDS	3-YEAR-OLDS
30	28

RESOURCE RANKINGS	
STATE SPENDING	ALL REPORTED SPENDING
42	44

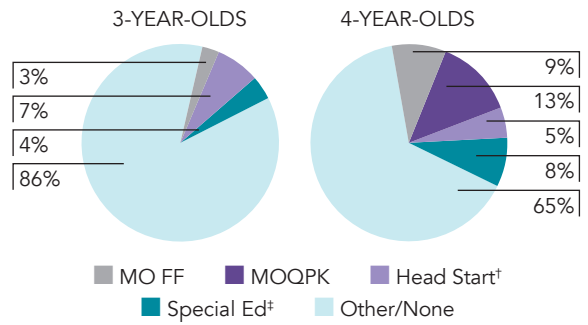
TOTAL BENCHMARKS MET
5.1

MISSOURI PRE-K FOUNDATION FORMULA

ACCESS

Total state pre-K enrollment 8,417
 School districts that offer state program38% (public school districts); 65% (charter schools)
 Income requirement185% FPL
 Minimum hours of operation..... Determined locally
 Operating schedule..... School or academic year

PERCENT OF POPULATION ENROLLED IN PUBLIC ECE



† Some Head Start children may also be counted in state pre-K.
 ‡ Estimates children in special education not also enrolled in state pre-K or Head Start.

QUALITY STANDARDS CHECKLIST

POLICY	MO FF REQUIREMENT	BENCHMARK	REQUIREMENT MEETS BENCHMARK?
Early learning & development standards	Comprehensive, aligned, supported, culturally sensitive	Comprehensive, aligned, supported, culturally sensitive	<input checked="" type="checkbox"/>
Curriculum supports	Approval process	Approval process & supports	<input type="checkbox"/>
Teacher degree	BA	BA	<input checked="" type="checkbox"/>
Teacher specialized training	ECE, ECE SpEd	Specializing in pre-K	<input checked="" type="checkbox"/>
Assistant teacher degree	Other	CDA or equivalent	<input type="checkbox"/>
Staff professional development	30 hours/year (teachers years 1-4); 15 hours/year (teachers year 5 until exempt); PD plans and Coaching (some teachers)	For teachers & assistants: At least 15 hours/year; individual PD plans; Coaching	<input type="checkbox"/>
Maximum class size	No limit (3- & 4-year-olds)	20 or lower	<input type="checkbox"/>
Staff-child ratio	1:10 (3- & 4-year-olds)	1:10 or better	<input checked="" type="checkbox"/>
Screening & referral	None	Vision, hearing & health screenings; & referral	<input type="checkbox"/>
Continuous quality improvement system	None	Structured classroom observations; data used for program improvement	<input type="checkbox"/>

For more information about the benchmarks, see the Executive Summary and Roadmap to State Profile Pages.

4

RESOURCES

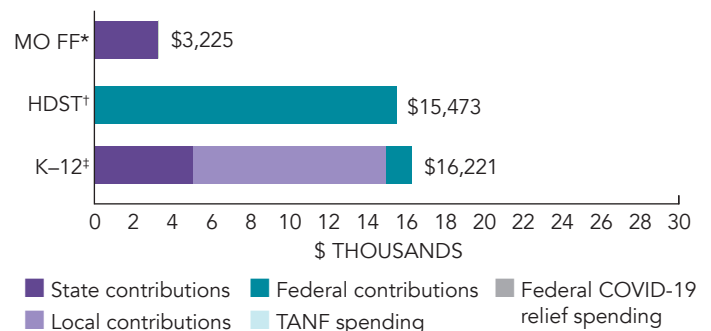
Total state pre-K spending \$27,145,256
 Local match required? No
 State Head Start spending \$0
 State spending per child enrolled \$3,225
 All reported spending per child enrolled* \$3,225

* Pre-K programs may receive additional funds from federal or local sources that are not included in this figure.

† Head Start per-child spending includes funding only for 3- and 4-year-olds.

‡ K-12 expenditures include capital spending as well as current operating expenditures.

SPENDING PER CHILD ENROLLED

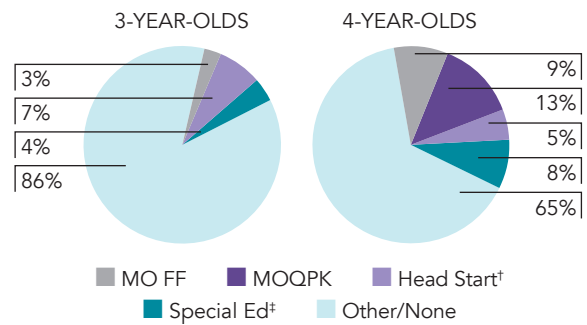


MISSOURI QUALITY PRESCHOOL GRANT (MOQPK)

ACCESS

Total state pre-K enrollment.....	9,847
School districts that offer state program.....	34% (LEAs)
Income requirement.....	No income requirement
Minimum hours of operation.....	3 hours/day
Operating schedule.....	School or academic year

PERCENT OF POPULATION ENROLLED IN PUBLIC ECE



† Some Head Start children may also be counted in state pre-K.
‡ Estimates children in special education not also enrolled in state pre-K or Head Start.

QUALITY STANDARDS CHECKLIST

POLICY	MOQPK REQUIREMENT	BENCHMARK	REQUIREMENT MEETS BENCHMARK?
Early learning & development standards	Comprehensive, aligned, supported, culturally sensitive	Comprehensive, aligned, supported, culturally sensitive	<input checked="" type="checkbox"/>
Curriculum supports	Approval process	Approval process & supports	<input type="checkbox"/>
Teacher degree	AA	BA	<input type="checkbox"/>
Teacher specialized training	18 ECE/CD credits	Specializing in pre-K	<input checked="" type="checkbox"/>
Assistant teacher degree	CDA or 9 ECE/CD credit hours	CDA or equivalent	<input checked="" type="checkbox"/>
Staff professional development	18 hours/year; Coaching	For teachers & assistants: At least 15 hours/year; individual PD plans; Coaching	<input type="checkbox"/>
Maximum class size	20 (4-year-olds)	20 or lower	<input checked="" type="checkbox"/>
Staff-child ratio	1:10 (4-year-olds)	1:10 or better	<input checked="" type="checkbox"/>
Screening & referral	Developmental; Referrals not required	Vision, hearing & health screenings; & referral	<input type="checkbox"/>
Continuous quality improvement system	Structured classroom observations; Data used for program improvement	Structured classroom observations; data used for program improvement	<input checked="" type="checkbox"/>

For more information about the benchmarks, see the Executive Summary and Roadmap to State Profile Pages.

6

RESOURCES

Total state pre-K spending.....	\$29,378,969
Local match required?.....	No
State Head Start spending.....	\$0
State spending per child enrolled.....	\$2,984
All reported spending per child enrolled*.....	\$2,984

* Pre-K programs may receive additional funds from federal or local sources that are not included in this figure.

† Head Start per-child spending includes funding only for 3- and 4-year-olds.

‡ K-12 expenditures include capital spending as well as current operating expenditures.

SPENDING PER CHILD ENROLLED

