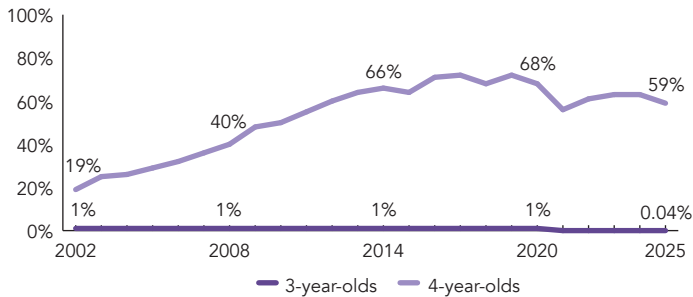
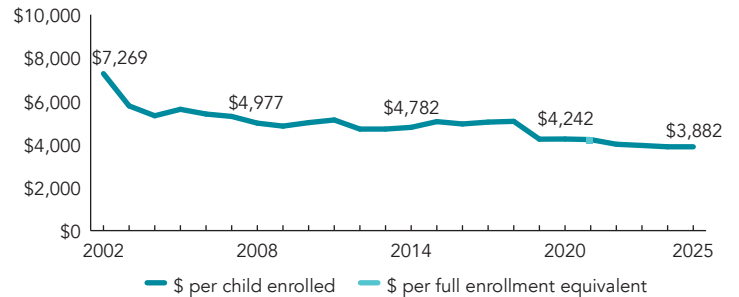


# Wisconsin

PERCENT OF STATE POPULATION ENROLLED



STATE SPENDING PER CHILD ENROLLED (2025 DOLLARS)



## OVERVIEW

During the 2024-2025 school year, Wisconsin preschool enrolled 42,723 children, a decrease of 1,687 from the prior year. Funding for Wisconsin Four-Year-Old Kindergarten (4K) is based on a formula that results in varying spending amounts per child; However, Wisconsin could not report 2024-2025 spending, and it is estimated in this report. Wisconsin met 1 of 10 quality standards benchmarks.

## WHAT'S NEW

In the winter of 2023, the Wisconsin Act 20 was passed related to requirements to support reading development in young learners. Schools are now required to conduct the Fundamental Skills Screening Assessment two times a year. However, due to funding delays for the 2024-25 school year, the screening is only required once per year. The single mandatory administration must occur after January 1, 2025, and no later than 45 days before the last day of the school term. In addition to screening, communications with families, screening training, and reporting elements will have an impact on 4K programming, especially with community partners. Act 20 provides funding for the purchase of the statewide screening tool, as well as partial funding for purchasing approved reading curricula (5K-3rd grade). Additional funding for the implementation of Act 20 within school districts was not provided.

## BACKGROUND

Since becoming a state in 1848, Wisconsin's Constitution has included a promise to provide free, voluntary education for 4-year-olds. School districts are not required to offer a 4K program, but if they do, it must be open to all age-eligible children within the school district.

Funding for 4K is part of the overall school funding formula. For state aid purposes, 4K students are counted as either .5 or .6 full time equivalent (FTE), depending on the services the school provides. Districts provide either 437 hours of instruction or 349.5 hours of instruction and 87.5 hours of family outreach (for .5 FTE membership aid) or 437 hours of instruction and 87.5 hours of family outreach (for .6 FTE membership aid). Funds for 4K are distributed to public schools, which may subcontract and collaborate with community providers per guidance of public education funding and state requirements. Operating schedules are locally determined with most programs operating part-day, four or five days per week and some programs operating full-day, two or three days per week.

The Wisconsin Head Start State Supplement Grant is a separate budgetary item that offers state funding, via an application, to federal Head Start grantees in Wisconsin. Funding is used to supplement the provision of comprehensive early childhood education services for children and families enrolled in Early Head Start and Head Start. Awarded grantees continue to follow the federal Head Start Performance Standards. Ongoing collaborative efforts bring together Head Start technical assistance and training with other professional development efforts at both the state and local levels. The Wisconsin Head Start State Supplement Grant data is no longer included in this report beginning with the 2020-2021 school year since supplemental funds do not substantially expand the number of children served.

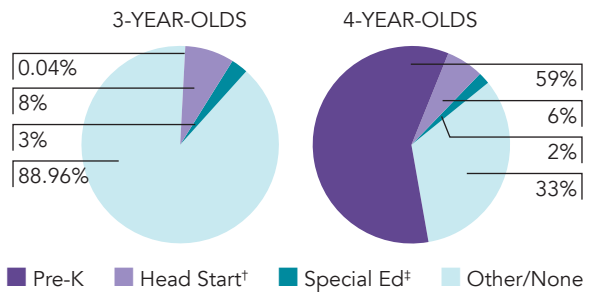
ACCESS RANKINGS		RESOURCE RANKINGS		TOTAL BENCHMARKS MET
4-YEAR-OLDS	3-YEAR-OLDS	STATE SPENDING	ALL REPORTED SPENDING	
8	37	41	31	1

# WISCONSIN FOUR-YEAR-OLD KINDERGARTEN (4K)

## ACCESS

Total state pre-K enrollment .....	42,723
School districts that offer state program .....	99.5%
Income requirement .....	No income requirement
Minimum hours of operation .....	2.5 hours/day
Operating schedule .....	Determined locally
Special education enrollment, ages 3 and 4 .....	8,977
Federally funded Head Start enrollment, ages 3 and 4 .....	8,593
State-funded Head Start enrollment, ages 3 and 4 .....	138

## PERCENT OF POPULATION ENROLLED IN PUBLIC ECE



† Some Head Start children may also be counted in state pre-K.  
‡ Estimates children in special education not also enrolled in state pre-K or Head Start.

## QUALITY STANDARDS CHECKLIST

POLICY	WI PRE-K REQUIREMENT	BENCHMARK	REQUIREMENT MEETS BENCHMARK?
Early learning & development standards	Comprehensive, aligned with other state standards, supported, culturally sensitive	<b>Comprehensive, aligned, supported, culturally sensitive</b>	<input type="checkbox"/>
Curriculum supports	Approval process	<b>Approval process &amp; supports</b>	<input type="checkbox"/>
Teacher degree	BA	<b>BA</b>	<input checked="" type="checkbox"/>
Teacher specialized training	B-3, K-9	<b>Specializing in pre-K</b>	<input type="checkbox"/>
Assistant teacher degree	HSD (public); Other (nonpublic)	<b>CDA or equivalent</b>	<input type="checkbox"/>
Staff professional development	PD plans (public teachers); Coaching (some nonpublic)	<b>For teachers &amp; assistants: At least 15 hours/year; individual PD plans; Coaching</b>	<input type="checkbox"/>
Maximum class size	Determined locally (3- & 4-year-olds)	<b>20 or lower</b>	<input type="checkbox"/>
Staff-child ratio	Determined locally (3- & 4-year-olds)	<b>1:10 or better</b>	<input type="checkbox"/>
Screening & referral	Vision & immunizations	<b>Vision, hearing &amp; health screenings; &amp; referral</b>	<input type="checkbox"/>
Continuous quality improvement system	Structured classroom observations determined locally; Data used for program improvement at local level only	<b>Structured classroom observations; data used for program improvement</b>	<input type="checkbox"/>

For more information about the benchmarks, see the Executive Summary and Roadmap to State Profile Pages.

**1**

## RESOURCES

Total state pre-K spending .....	\$165,861,752
Local match required? .....	No
State Head Start spending .....	\$6,264,100
State spending per child enrolled .....	\$3,882
All reported spending per child enrolled* .....	\$7,047

\* Pre-K programs may receive additional funds from federal or local sources that are not included in this figure.

† Head Start per-child spending includes funding only for 3- and 4-year-olds.

‡ K-12 expenditures include capital spending as well as current operating expenditures.

## SPENDING PER CHILD ENROLLED

