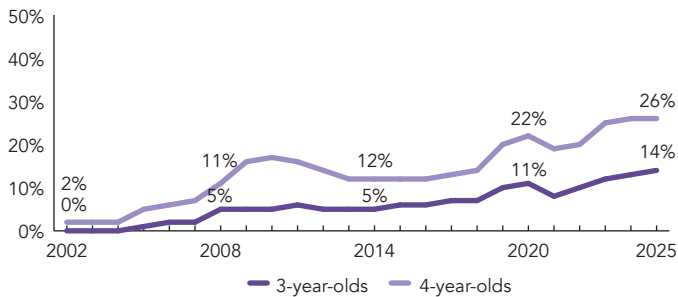
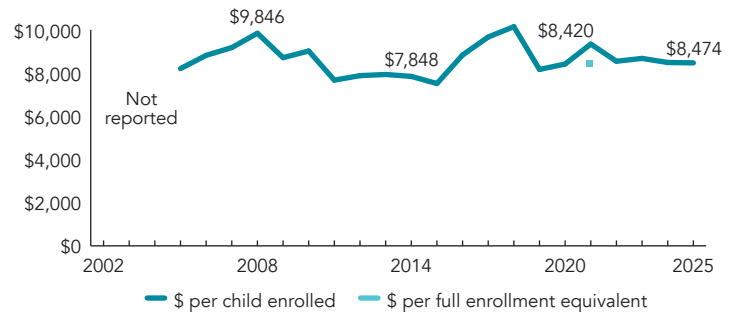


Pennsylvania

PERCENT OF STATE POPULATION ENROLLED



STATE SPENDING PER CHILD ENROLLED (2025 DOLLARS)



OVERVIEW

During the 2024-2025 school year, Pennsylvania preschool enrolled 56,609 children, an increase of 1,426 from the prior year. State spending totaled \$479,719,969, up \$11,175,084 (2%), adjusted for inflation, since last year. State spending per child equaled \$8,474 in 2024-2025, down \$17 from 2023-2024, adjusted for inflation. Pennsylvania met 6.6 of 10 quality standards benchmarks.

WHAT'S NEW

Beginning in the 2024-2025 school year, additional funding was allocated to increase the spending per child amount from \$10,000 to \$10,500 for full-time Pre-K Count (PAPKC) slots, and Head Start Supplemental Assistance Program (PAHSSAP) grantees received a 3.01% cost per child increase. PAHSSAP began implementing the revised Head Start performance standards. New statutory reporting requirements were implemented for PAPKC, requiring that programs provide updated enrollment information within 15 days of participation or ending participation in the program.

BACKGROUND

The PDE oversees and conducts fiscal monitoring for four pre-kindergarten programs: PA Ready to Learn Block Grant (RTL), PA Head Start Supplemental Assistance Program (PAHSSAP), PA Kindergarten for Four-Year-Olds and School-Based Pre-K (K4 and SBPK), and PA Pre-K Counts (PAPKC).

RTL (formerly known as the Education Accountability Block Grant Program) was launched in 2004 and is funded through the school aid formula, with 75% of funds targeted to children who have not achieved proficiency on the PA System for School Assessment test. School districts may opt to offer this program or choose from a list of other services.

PAHSSAP, launched in 2004, provides extended-day services for children attending federally funded Head Start programs, as well as additional Head Start slots. Programs must meet federal Head Start Performance Standards and programs in child care centers must participate in the Pennsylvania quality rating and improvement system (QRIS). PAHSSAP programs are required to use CLASS, ECERS, or another locally selected tool to annually conduct structured observations of classroom quality. The program is monitored and administered by the Office of Child Development and Early Learning (OCDEL), which is accountable to the Pennsylvania Departments of Education and Human Services.

K4 and SBPK, the longest running of the state's pre-K programs, are financed through the state's general fund. K4 launched in the 1990s as "kindergarten for 4-year-olds" and funding is now available to any districts wishing to offer the programs, but enrollment is low. Policy decisions are decentralized to the local school district level.

PAPKC enrolls the most children of the four state pre-K programs and operates in most school districts statewide. The PAPKC program operated in 99% of the state's 500 school districts during the 2024-2025 school year. Launched in 2007, specifically to expand access to high-quality pre-K, programs can enroll children up to two years before they are eligible for kindergarten. Children living in households with incomes up to 300% FPL are eligible for PAPKC. A variety of programs — Head Start, child care, licensed private academic schools, and public school districts — are eligible to apply for funding awarded through competitive grants every five years. Site monitoring is conducted annually by program specialists, and programs are required to have an annual assessment of the learning environment, which may include self-assessments.

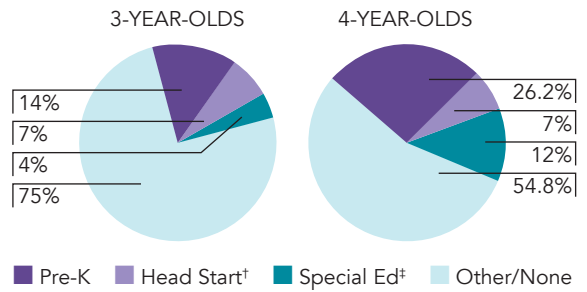
Pennsylvania's overall support for state-funded preschool, including enrollment and funding for all programs, is depicted in the first two pages of this state profile. The third page focuses on RTL, the fourth on PAHSSAP, the fifth on K4/SBPK, and the sixth on PAPKC.

PENNSYLVANIA STATE OVERVIEW

ACCESS

Total state pre-K enrollment	56,609
Special education enrollment, ages 3 and 4	29,169
Federally funded Head Start enrollment, ages 3 and 4	19,216
State-funded Head Start enrollment, ages 3 and 4	7,086

PERCENT OF POPULATION ENROLLED IN PUBLIC ECE

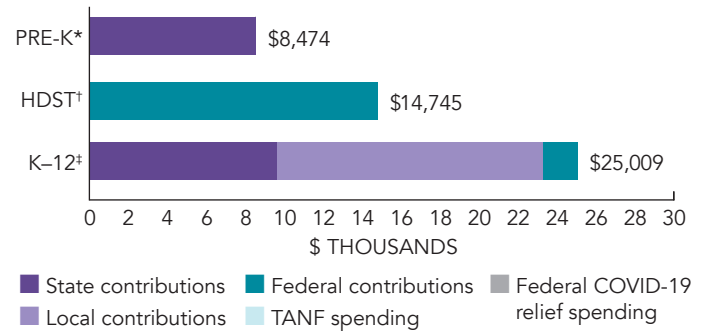


† Some Head Start children may also be counted in state pre-K (RTL, HSSAP, K4 & SBPK).
‡ Estimates children in special education not also enrolled in state pre-K or Head Start.

RESOURCES

Total state pre-K spending	\$479,719,969
State Head Start spending	\$90,875,472
State spending per child enrolled	\$8,474
All reported spending per child enrolled*	\$8,474

SPENDING PER CHILD ENROLLED



* Pre-K programs may receive additional funds from federal or local sources that are not included in this figure.
† Head Start per-child spending includes funding only for 3- and 4-year-olds.
‡ K-12 expenditures include capital spending as well as current operating expenditures.

ACCESS RANKINGS	
4-YEAR-OLDS	3-YEAR-OLDS
27	13

RESOURCE RANKINGS	
STATE SPENDING	ALL REPORTED SPENDING
15	27

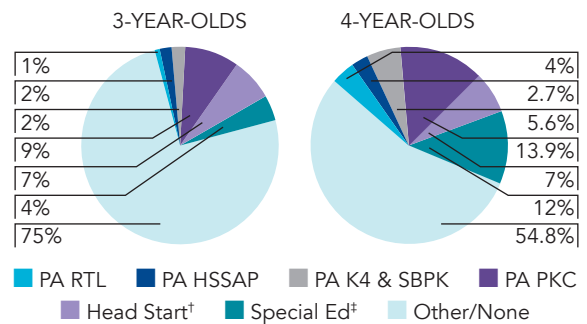
TOTAL BENCHMARKS MET
6.6*

PENNSYLVANIA READY TO LEARN BLOCK GRANT (RTL)

ACCESS

Total state pre-K enrollment.....	7,554
School districts that offer state program.....	7%
Income requirement.....	No income requirement
Minimum hours of operation.....	2.5 hours/day; 5 days/week
Operating schedule.....	School or academic year

PERCENT OF POPULATION ENROLLED IN PUBLIC ECE



† Some Head Start children may also be counted in state pre-K (RTL, HSSAP, K4 & SBPK).
‡ Estimates children in special education not also enrolled in state pre-K or Head Start.

QUALITY STANDARDS CHECKLIST

POLICY	PA RTL REQUIREMENT	BENCHMARK	REQUIREMENT MEETS BENCHMARK?
Early learning & development standards	Comprehensive, aligned, supported, culturally sensitive	Comprehensive, aligned, supported, culturally sensitive	<input checked="" type="checkbox"/>
Curriculum supports	Approval process	Approval process & supports	<input type="checkbox"/>
Teacher degree	BA (public); AA (nonpublic)	BA	<input type="checkbox"/>
Teacher specialized training	PK-4, B-3 (public); ECE (nonpublic)	Specializing in pre-K	<input checked="" type="checkbox"/>
Assistant teacher degree	Other	CDA or equivalent	<input type="checkbox"/>
Staff professional development	180 hours/5 years (teachers only); PD plans (new public teachers); Coaching (new public teachers)	For teachers & assistants: At least 15 hours/year; individual PD plans; Coaching	<input type="checkbox"/>
Maximum class size	20 (3- & 4-year-olds)	20 or lower	<input checked="" type="checkbox"/>
Staff-child ratio	1:10 (3- & 4-year-olds)	1:10 or better	<input checked="" type="checkbox"/>
Screening & referral	Determined locally	Vision, hearing & health screenings; & referral	<input type="checkbox"/>
Continuous quality improvement system	Observation required for Instructional I certified teachers only; Data used for program improvement	Structured classroom observations; data used for program improvement	<input type="checkbox"/>

For more information about the benchmarks, see the Executive Summary and Roadmap to State Profile Pages.



RESOURCES

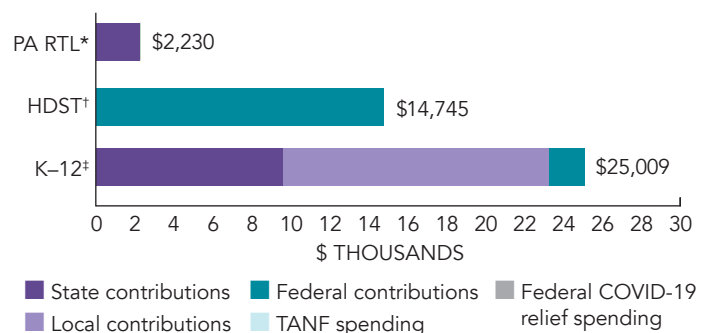
Total state pre-K spending	\$16,848,252
Local match required?.....	No
State spending per child enrolled	\$2,230
All reported spending per child enrolled*	\$2,230

* Pre-K programs may receive additional funds from federal or local sources that are not included in this figure.

† Head Start per-child spending includes funding only for 3- and 4-year-olds.

‡ K-12 expenditures include capital spending as well as current operating expenditures.

SPENDING PER CHILD ENROLLED

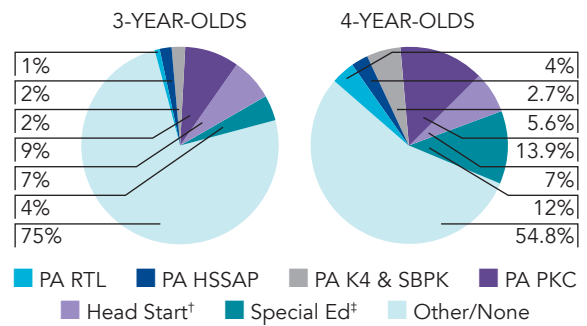


PENNSYLVANIA HEAD START SUPPLEMENTAL ASSISTANCE PROGRAM

ACCESS

Total state pre-K enrollment.....	7,086
School districts that offer state program.....	26%
Income requirement.....	Per Federal Head Start: 100% FPL
Minimum hours of operation.....	3.5 hours/day
Operating schedule.....	Determined locally

PERCENT OF POPULATION ENROLLED IN PUBLIC ECE



† Some Head Start children may also be counted in state pre-K (RTL, HSSAP, K4 & SBPK).
‡ Estimates children in special education not also enrolled in state pre-K or Head Start.

QUALITY STANDARDS CHECKLIST

POLICY	PA HSSAP REQUIREMENT	BENCHMARK	REQUIREMENT MEETS BENCHMARK?
Early learning & development standards	Comprehensive, aligned, supported, culturally sensitive	Comprehensive, aligned, supported, culturally sensitive	<input checked="" type="checkbox"/>
Curriculum supports	Approval process & supports	Approval process & supports	<input checked="" type="checkbox"/>
Teacher degree	AA	BA	<input type="checkbox"/>
Teacher specialized training	ECE, CD	Specializing in pre-K	<input checked="" type="checkbox"/>
Assistant teacher degree	CDA	CDA or equivalent	<input checked="" type="checkbox"/>
Staff professional development	15 hours/year; PD plans; Coaching	For teachers & assistants: At least 15 hours/year; individual PD plans; Coaching	<input checked="" type="checkbox"/>
Maximum class size	20 (3- & 4-year-olds)	20 or lower	<input checked="" type="checkbox"/>
Staff-child ratio	1:10 (3- & 4-year-olds)	1:10 or better	<input checked="" type="checkbox"/>
Screening & referral	Vision, hearing, health & more	Vision, hearing & health screenings; & referral	<input checked="" type="checkbox"/>
Continuous quality improvement system	Structured classroom observations; Data used for program improvement at the local level only	Structured classroom observations; data used for program improvement	<input type="checkbox"/>

For more information about the benchmarks, see the Executive Summary and Roadmap to State Profile Pages.



RESOURCES

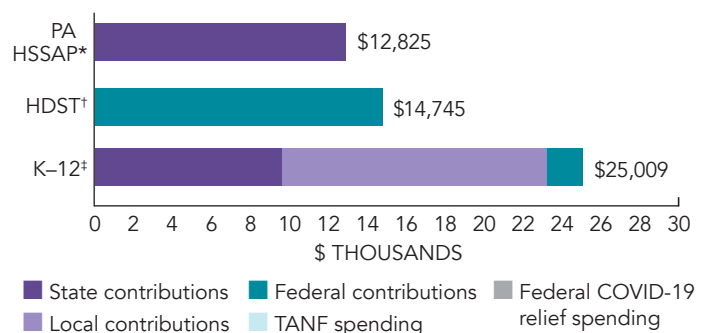
Total state pre-K spending	\$90,875,472
Local match required?.....	No
State spending per child enrolled	\$12,825
All reported spending per child enrolled*	\$12,825

* Pre-K programs may receive additional funds from federal or local sources that are not included in this figure.

† Head Start per-child spending includes funding only for 3- and 4-year-olds.

‡ K-12 expenditures include capital spending as well as current operating expenditures.

SPENDING PER CHILD ENROLLED

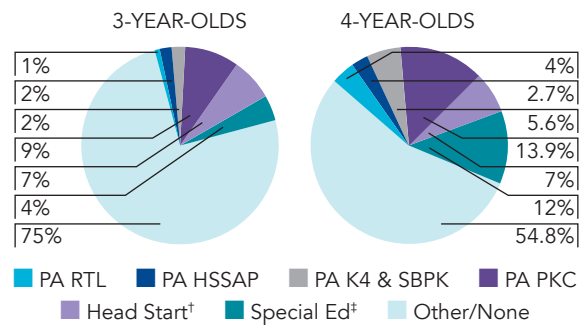


PENNSYLVANIA KINDERGARTEN FOR FOUR-YEAR-OLDS AND SCHOOL-BASED PRE-K

ACCESS

Total state pre-K enrollment.....	10,140
School districts that offer state program.....	22%
Income requirement.....	No income requirement
Minimum hours of operation.....	2.5 hours/day; 5 days/week
Operating schedule.....	School or academic year

PERCENT OF POPULATION ENROLLED IN PUBLIC ECE



† Some Head Start children may also be counted in state pre-K (RTL, HSSAP, K4 & SBPK).
 ‡ Estimates children in special education not also enrolled in state pre-K or Head Start.

QUALITY STANDARDS CHECKLIST

POLICY	PA K4 & SBPK REQUIREMENT	BENCHMARK	REQUIREMENT MEETS BENCHMARK?
Early learning & development standards	Comprehensive, aligned, supported, culturally sensitive	Comprehensive, aligned, supported, culturally sensitive	<input checked="" type="checkbox"/>
Curriculum supports	Approval process & supports	Approval process & supports	<input checked="" type="checkbox"/>
Teacher degree	BA (public); AA (nonpublic)	BA	<input type="checkbox"/>
Teacher specialized training	PK-4, B-3, K-6 (public); PK-4, B-3 (nonpublic)	Specializing in pre-K	<input type="checkbox"/>
Assistant teacher degree	Other	CDA or equivalent	<input type="checkbox"/>
Staff professional development	180 hours/5 years (SBPK public teachers only); PD plans (new public teachers & some nonpublic teachers & assistants); Coaching (new public teachers & some nonpublic teachers)	For teachers & assistants: At least 15 hours/year; individual PD plans; Coaching	<input type="checkbox"/>
Maximum class size	SBPK: 20 (3- & 4-year-olds); K4: No limit	20 or lower	<input type="checkbox"/>
Staff-child ratio	SBPK: 1:10 (3- & 4-year-olds); K4: No limit	1:10 or better	<input type="checkbox"/>
Screening & referral	Vision, hearing, health & more	Vision, hearing & health screenings; & referral	<input checked="" type="checkbox"/>
Continuous quality improvement system	Observation required for Instructional I certified teachers only; Data used for program improvement	Structured classroom observations; data used for program improvement	<input type="checkbox"/>

For more information about the benchmarks, see the Executive Summary and Roadmap to State Profile Pages.

3

RESOURCES

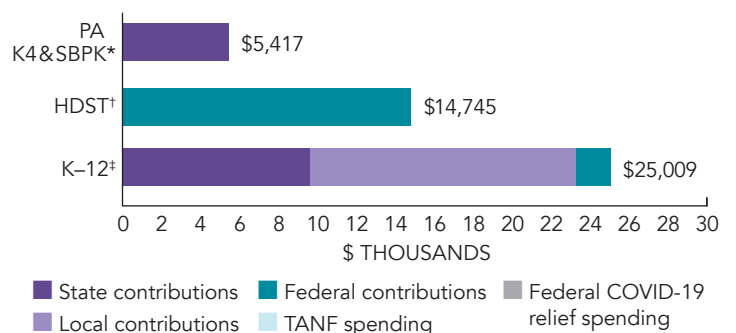
Total state pre-K spending	\$54,925,486
Local match required?.....	No
State spending per child enrolled	\$5,417
All reported spending per child enrolled*	\$5,417

* Pre-K programs may receive additional funds from federal or local sources that are not included in this figure.

† Head Start per-child spending includes funding only for 3- and 4-year-olds.

‡ K-12 expenditures include capital spending as well as current operating expenditures.

SPENDING PER CHILD ENROLLED

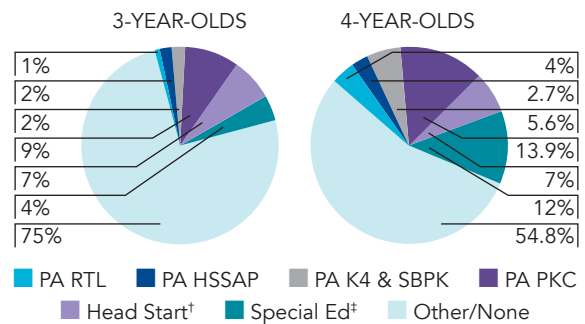


PENNSYLVANIA PRE-K COUNTS (PKC)

ACCESS

Total state pre-K enrollment.....	31,829
School districts that offer state program.....	99%
Income requirement.....	300% FPL
Minimum hours of operation.....	2.5 hours/day; 5 days/week
Operating schedule.....	School or academic year

PERCENT OF POPULATION ENROLLED IN PUBLIC ECE



† Some Head Start children may also be counted in state pre-K (RTL, HSSAP, K4 & SBPK).
‡ Estimates children in special education not also enrolled in state pre-K or Head Start.

QUALITY STANDARDS CHECKLIST

POLICY	PA PKC REQUIREMENT	BENCHMARK	REQUIREMENT MEETS BENCHMARK?
Early learning & development standards	Comprehensive, aligned, supported, culturally sensitive	Comprehensive, aligned, supported, culturally sensitive	<input checked="" type="checkbox"/>
Curriculum supports	Approval process & supports	Approval process & supports	<input checked="" type="checkbox"/>
Teacher degree	BA	BA	<input checked="" type="checkbox"/> *
Teacher specialized training	PK-4, B-3	Specializing in pre-K	<input checked="" type="checkbox"/>
Assistant teacher degree	Other	CDA or equivalent	<input type="checkbox"/>
Staff professional development	180 hours/5 years (teachers); 24 hours/year (assistants); PD plans (some teachers & assistants); Coaching (new teachers)	For teachers & assistants: At least 15 hours/year; individual PD plans; Coaching	<input type="checkbox"/>
Maximum class size	20 (3- & 4-year-olds)	20 or lower	<input checked="" type="checkbox"/>
Staff-child ratio	1:10 (3- & 4-year-olds)	1:10 or better	<input checked="" type="checkbox"/>
Screening & referral	Vision, hearing, health & more	Vision, hearing & health screenings; & referral	<input checked="" type="checkbox"/>
Continuous quality improvement system	Structured classroom observations; Data used for program improvement	Structured classroom observations; data used for program improvement	<input checked="" type="checkbox"/>

For more information about the benchmarks, see the Executive Summary and Roadmap to State Profile Pages.

* Indicates that while policy meets the benchmark, it is not being implemented fully.

8*

RESOURCES

Total state pre-K spending	\$317,070,759
Local match required?.....	No
State spending per child enrolled	\$9,962
All reported spending per child enrolled*	\$9,962

* Pre-K programs may receive additional funds from federal or local sources that are not included in this figure.

† Head Start per-child spending includes funding only for 3- and 4-year-olds.

‡ K-12 expenditures include capital spending as well as current operating expenditures.

SPENDING PER CHILD ENROLLED

