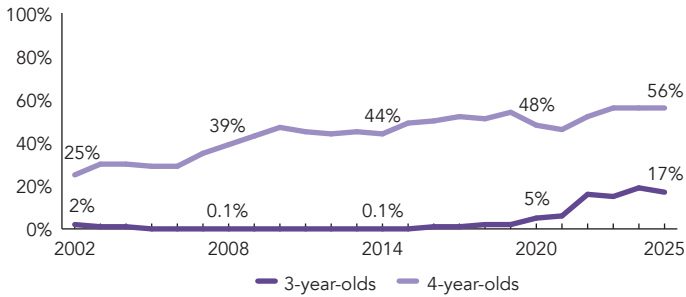
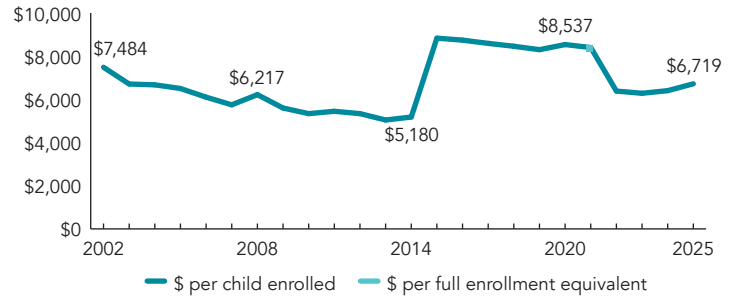


New York

PERCENT OF STATE POPULATION ENROLLED



STATE SPENDING PER CHILD ENROLLED (2025 DOLLARS)



OVERVIEW

During the 2024-2025 school year, New York preschool enrolled 153,004 children, a decrease of 5,952 from the prior year. However, a higher percentage of children enrolled in full-day preschool. State spending totaled \$1,028,061,297, an increase of \$10,409,156 (1%), adjusted for inflation, since last year. State spending per child equaled \$6,719 in 2024-2025, up \$317 from 2023-2024, adjusted for inflation. New York met 7 of 10 quality standards benchmarks.

WHAT'S NEW

Federal recovery funds ended for New York in 2023-2024. These funds rolled into State Universal PreK allocations to further enhance prekindergarten services across NY. Designed with equity at its core, New York's Universal Prekindergarten (UPK) program is free to all families based solely on age and residency, creating an expansive and inclusive educational landscape.

Purposeful Move Toward PreK Universality: The New York State Board of Regents priority is to provide truly universal prekindergarten for 3- and 4-year-old children by 2035. Starting in the 2024-2025 school year, an annual review of school district curriculum and instructional practices in reading for students in prekindergarten through grade three is required. All NYS public school districts must ensure that curriculum and instruction are aligned with the literacy instructional best practices provided.

Steps to Align UPK and Childcare Systems: To better understand the relationship between district and community-based partners who collaborate to deliver prekindergarten services, NY State Education Department's (NYSED) Office of Early Learning (OEL) and NYS's Office of Children and Family Services (OCFS) Division of Child Care Services convened a UPK Collaboration Council.

BACKGROUND

In 1998, NY began its UPK with the goal of making prekindergarten education available to all 4-year-olds in the state. In 2007, the Targeted Prekindergarten Program merged with UPK. In 2013-2014, the state continued targeting its PreK funding, launching the New York State Priority Prekindergarten Program (NYSPPK), offering competitive grants for new full- and half-day slots for high-need children in low-income school districts and enabling districts to convert half-day slots to full-day. In 2014-2015, the SUFDPK competitive grant for full-day pre-K was launched. Most of this funding (\$300 million) went to New York City; \$40 million was used to expand full-day pre-K in the rest of the state. In 2015-2016, the Expanded Prekindergarten for 3- and 4-Year-Old Students grant began, creating new slots for 3- and 4-year-olds. NYS shifted focus to full-day programs and 95% of children were in full-day programs in 2024-2025.

The NY Board of Regents adopted revised comprehensive, multi-domain early learning standards in 2021, which are aligned with state's K-3 Learning Standards, state college and career ready standards, and the NY State Common Core Learning Standards. In 2012, the state also implemented a voluntary QRIS (QUALITYstarsNY). In 2017-2018, all districts receiving state pre-K funds were required to adopt approved quality indicators within two years, such as valid and reliable measures of environmental quality, quality of teacher-student interactions, and child outcomes. The NYS Pre-K Self-Assessment documents districts' progress in implementing the approved quality indicators. Districts develop Quality Improvement Action Plans to assess strengths and weaknesses. SED staff review plans and provide feedback to inform technical assistance and monitoring. All prekindergarten programs are required to adopt and implement curricula that contain key skill areas for 21st Century Learners that align with the full articulation of the NYS P-12 Next Generation Learning Standards. All districts are required to submit action plans to outline their Prekindergarten programming for the current school year in annual applications.

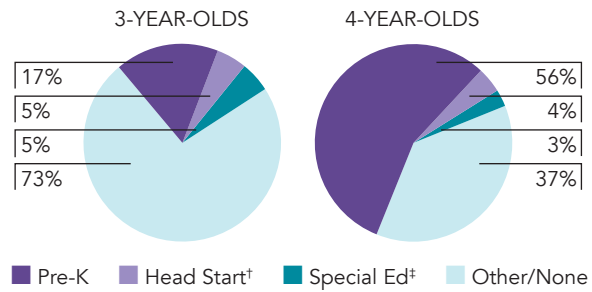
ACCESS RANKINGS		RESOURCE RANKINGS		TOTAL BENCHMARKS MET
4-YEAR-OLDS	3-YEAR-OLDS	STATE SPENDING	ALL REPORTED SPENDING	
9	9	21	4	7*

NEW YORK STATE ADMINISTERED PREKINDERGARTEN PROGRAM

ACCESS

Total state pre-K enrollment	153,004
School districts that offer state program	93%
Income requirement	No income requirement
Minimum hours of operation	2.5 hours/day; 5 days/week
Operating schedule	School or academic year
Special education enrollment, ages 3 and 4	49,732
Federally funded Head Start enrollment, ages 3 and 4	23,408
State-funded Head Start enrollment, ages 3 and 4	0

PERCENT OF POPULATION ENROLLED IN PUBLIC ECE



† Estimates children in Head Start not also enrolled in state pre-K.
 † Estimates children in special education not also enrolled in state pre-K or Head Start.

QUALITY STANDARDS CHECKLIST

POLICY	NY PRE-K REQUIREMENT	BENCHMARK	REQUIREMENT MEETS BENCHMARK?
Early learning & development standards	Comprehensive, aligned, supported, culturally sensitive	Comprehensive, aligned, supported, culturally sensitive	<input checked="" type="checkbox"/>
Curriculum supports	Approval process & supports	Approval process & supports	<input checked="" type="checkbox"/>
Teacher degree	BA	BA	<input checked="" type="checkbox"/> *
Teacher specialized training	ECE	Specializing in pre-K	<input checked="" type="checkbox"/>
Assistant teacher degree	Level I Teaching Assistant Certificate (public); HSD (nonpublic)	CDA or equivalent	<input type="checkbox"/>
Staff professional development	175 hours/5 years (teachers only); Coaching (first year public school teachers only)	For teachers & assistants: At least 15 hours/year; individual PD plans; Coaching	<input type="checkbox"/>
Maximum class size	20 (3- & 4-year-olds)	20 or lower	<input checked="" type="checkbox"/>
Staff-child ratio	1:9 (3- & 4-year-olds)	1:10 or better	<input checked="" type="checkbox"/>
Screening & referral	Vision, hearing, health & more	Vision, hearing & health screenings; & referral	<input checked="" type="checkbox"/>
Continuous quality improvement system	Annual structured classroom observations; Data used at the local level only	Structured classroom observations; data used for program improvement	<input type="checkbox"/>

For more information about the benchmarks, see the Executive Summary and Roadmap to State Profile Pages.

* Indicates that while policy meets the benchmark, it is not being implemented fully.

7*

RESOURCES

Total state pre-K spending	\$1,028,061,297
Local match required?	No
State Head Start spending	\$0
State spending per child enrolled	\$6,719
All reported spending per child enrolled*	\$16,940

* Pre-K programs may receive additional funds from federal or local sources that are not included in this figure.

† Head Start per-child spending includes funding only for 3- and 4-year-olds.

‡ K-12 expenditures include capital spending as well as current operating expenditures.

SPENDING PER CHILD ENROLLED

