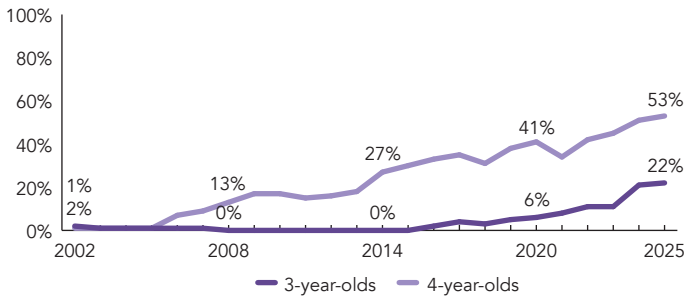
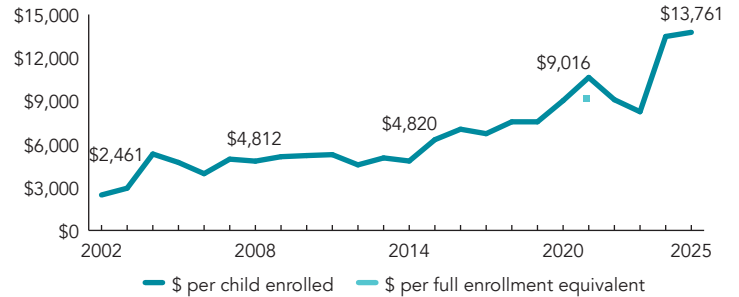


New Mexico

PERCENT OF STATE POPULATION ENROLLED



STATE SPENDING PER CHILD ENROLLED (2025 DOLLARS)



OVERVIEW

During the 2024-2025 school year, New Mexico PreK programs enrolled 16,429 children, an increase of 334 from the prior year. State spending totaled \$226,084,608, up \$9,246,573 (4%), adjusted for inflation, from the prior year. State spending per child equaled \$13,761 in 2024-2025, up \$289 from 2023-2024, adjusted for inflation. New Mexico met 9 of 10 quality standards benchmarks.

WHAT'S NEW

The New Mexico Early Childhood Education and Care Department (ECECD) funded 255 school-based and 330 community-based sites (home- and center-based), for a total of 585 NM PreK sites throughout the state. Additionally, ECECD awarded PreK funds to Head Start and Tribal Head Start grantees that blend these funding streams to provide early care and education to 3- and 4-year-olds in their communities.

ECECD piloted the NM PreK Executive Function Program in the spring of 2025 utilizing the Minnesota Executive Function Scale. The pilot assessment was administered in 50 NM PreK classrooms, with 617 children across 19 programs during March and April 2025. During the pilot period, NM PreK administrators and educators also received professional development training in executive function and strategies to support developing these skills in their classrooms. Full implementation of the Executive Function Program in NM PreK began in the 2025-2026 school year.

BACKGROUND

NM PreK launched in the 2005-2006 school year with the enactment of the Pre-Kindergarten Act. With the passage of the Early Childhood Education and Care Department Act in 2019, the program is now administered by ECECD, which funds and monitors NM PreK programs in both school-and community based settings. In the 2024-2025 school year, 94% of school districts, 10 charter schools, and 6 Tribal Programs offered NM PreK.

NM PreK funding is awarded through a competitive grant process, with priority given to programs in communities with public elementary schools designated as Title I. Two-thirds of enrolled children at each program site must live in the attendance zone of a Title I elementary school, though eligibility is not determined by family income.

The number of hours and days per week varies by program, with a minimum of 540 hours per year. In 2023-2024, the minimum hours for full-day NM PreK increased from 900 to 1,080 and the extended-plus program option provided a minimum of 1,380 hours over the full calendar year. In 2024-2025, 97% of all children enrolled were in a full-day Pre-K program. Some families access child care assistance funding to support wraparound care.

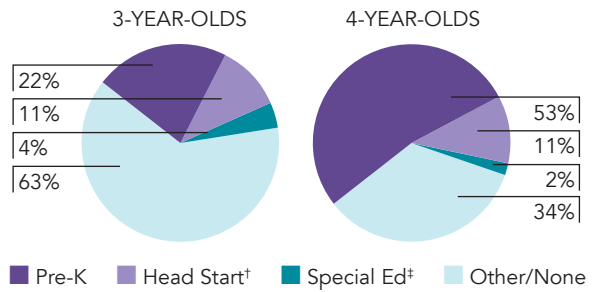
ACCESS RANKINGS		RESOURCE RANKINGS		TOTAL BENCHMARKS MET
4-YEAR-OLDS	3-YEAR-OLDS	STATE SPENDING	ALL REPORTED SPENDING	
11	7	5	7	9

NEW MEXICO PREK

ACCESS

Total state pre-K enrollment.....	16,429
School districts that offer.....	94%, 10 Charter state program Schools, & 6 Tribal Programs
Income requirement.....	No income requirement
Minimum hours of operation.....	3 hours/day
Operating schedule.....	Determined locally
Special education enrollment, ages 3 and 4.....	3,754
Federally funded Head Start enrollment, ages 3 and 4.....	5,570
State-funded Head Start enrollment, ages 3 and 4.....	0

PERCENT OF POPULATION ENROLLED IN PUBLIC ECE



† Estimates children in Head Start not also enrolled in state pre-K.
‡ Estimates children in special education not also enrolled in state pre-K or Head Start.

QUALITY STANDARDS CHECKLIST

POLICY	NM PRE-K REQUIREMENT	BENCHMARK	REQUIREMENT MEETS BENCHMARK?
Early learning & development standards	Comprehensive, aligned, supported, culturally sensitive	Comprehensive, aligned, supported, culturally sensitive	<input checked="" type="checkbox"/>
Curriculum supports	Approval process & supports	Approval process & supports	<input checked="" type="checkbox"/>
Teacher degree	BA in ECE (public); Working toward BA in ECE (nonpublic)	BA	<input type="checkbox"/>
Teacher specialized training	ECE, CD, ECE SpEd (public); ECE, CD (nonpublic)	Specializing in pre-K	<input checked="" type="checkbox"/>
Assistant teacher degree	AA in ECE	CDA or equivalent	<input checked="" type="checkbox"/>
Staff professional development	24 hours/year; PD plans; Coaching	For teachers & assistants: At least 15 hours/year; individual PD plans; Coaching	<input checked="" type="checkbox"/>
Maximum class size	16 (3-year-olds); 20 (4-year-olds)	20 or lower	<input checked="" type="checkbox"/>
Staff-child ratio	1:8 (3-year-olds); 1:10 (4-year-olds)	1:10 or better	<input checked="" type="checkbox"/>
Screening & referral	Vision, hearing, health & more	Vision, hearing & health screenings; & referral	<input checked="" type="checkbox"/>
Continuous quality improvement system	Structured classroom observations; Data used for program improvement	Structured classroom observations; data used for program improvement	<input checked="" type="checkbox"/>

For more information about the benchmarks, see the Executive Summary and Roadmap to State Profile Pages.

9

RESOURCES

Total state pre-K spending.....	\$226,084,608
Local match required?.....	No
State Head Start spending.....	\$4,791,968
State spending per child enrolled.....	\$13,761
All reported spending per child enrolled*.....	\$13,761

* Pre-K programs may receive additional funds from federal or local sources that are not included in this figure.

† Head Start per-child spending includes funding only for 3- and 4-year-olds.

‡ K-12 expenditures include capital spending as well as current operating expenditures.

SPENDING PER CHILD ENROLLED

