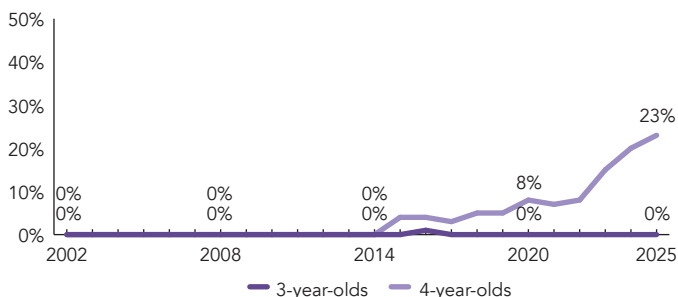
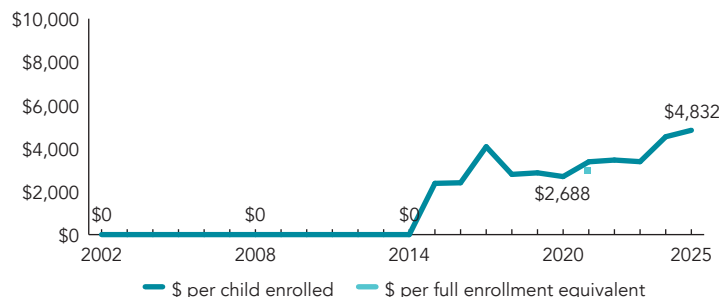


Mississippi

PERCENT OF STATE POPULATION ENROLLED



STATE SPENDING PER CHILD ENROLLED
(2025 DOLLARS)



OVERVIEW

During the 2024-2025 school year, Mississippi preschool enrolled 8,076 children, an increase of 931 from the prior year. State spending totaled \$39,017,901, and an additional \$4,394 in federal recovery funds supported the program, up \$6,638,190 (20%), adjusted for inflation, since last year. State spending per child (including federal recovery funds) equaled \$4,832 in 2024-2025, up \$299 from 2023-2024 adjusted for inflation. Mississippi met an average of 10 of 10 quality standards benchmarks.

WHAT'S NEW

In 2024, Mississippi shifted funding from SIP to ELC, with level funding overall across the two programs. The funding was shifted because the ELC program reaches more children due to the mixed delivery model, while SIP is based only in public school classrooms. With the additional funding, the ELC program increased the funding per seat from \$2,500 to \$3,500 during the 2024-25 school year. However, despite the decrease in funding for SIP, program quality standards remained consistent.

During the 2024-2025 school year, the state changed the requirements for teacher assistants to assist with recruitment and retention. Going forward, teacher assistants must possess a high school diploma/GED, verification of WorkKeys scores, and 12 hours early childhood credit hours, or they must have a certificate of completion of an early childhood training program, pre-K Child Development Associate (CDA) credential, a Montessori certification, or an equivalent certification.

BACKGROUND

The Early Learning Collaborative (ELC) Act of 2013 established Mississippi's first state-funded, voluntary pre-K program. The ELC Act provides funding to local communities to establish, expand, support, and facilitate the successful implementation of quality early childhood education and development services. Implementation began in January 2014, with the capacity to serve 1,774 children. The program was initially funded at \$3 million per year and has expanded with additional funding to serve more children. As long as the ELC Act of 2013 is funded, current Collaboratives that meet program requirements will continue to be funded. Pre-K programs in Head Start centers, licensed child-care facilities, and public, parochial, or private schools formed and maintained stakeholder councils called ELCs, involving at least two program auspices.

During the 2022 legislative session, \$20 million was appropriated to fund additional preschool programs in school settings, specifically in the new State Invested Pre-K (SIP) Program. SIP classrooms are in public schools; however, these classrooms can include children who are dually enrolled in Head Start. Although this funding was received during the 2022-2023 program year, children were served in classrooms beginning in August 2023.

SIP provides funding per classroom rather than funding per student. Each SIP classroom receives \$100,000 to create or improve PreK-4 classrooms. In addition, for each SIP program that chooses to dually enroll students with a Head Start program, these programs receive an additional \$25,000 per classroom, totaling \$125,000 per classroom. Thus, the total funding per child, as presented in this report, may demonstrate an inflated per child funding amount. Classrooms in SIP programs vary in size; thus, if a classroom meets the standard operating requirements and is a part of SIP, that classroom receives the qualified amount of funding regardless of class enrollment. This is a unique feature of the SIP program that is different from the ELC, which is funded per child.

ELC and SIP intend to improve quality, increase access to high-quality pre-K programs for 4-year-olds, and prepare more children to enter kindergarten ready to succeed in school. These programs also support local programs in their efforts to improve pre-K quality and access. Pre-K programs also implement an integrated, effective system of early childhood curriculum, instruction, assessment, and program evaluation, which includes the utilization of evidence-based curricula aligned with the Mississippi Department of Education's Early Learning Standards for Classrooms Serving Infants through Four-Year-Old Children.

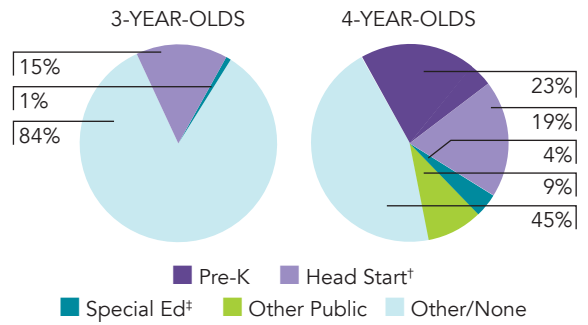
Mississippi's overall support for state-funded preschool is depicted in the first two pages of this state profile. The third page focuses on ELC and the fourth on SIP.

MISSISSIPPI STATE OVERVIEW

ACCESS

Total state pre-K enrollment	8,076
Special education enrollment, ages 3 and 4	3,702
Federally funded Head Start enrollment, ages 3 and 4	12,411
State-funded Head Start enrollment, ages 3 and 4.....	0

PERCENT OF POPULATION ENROLLED IN PUBLIC ECE

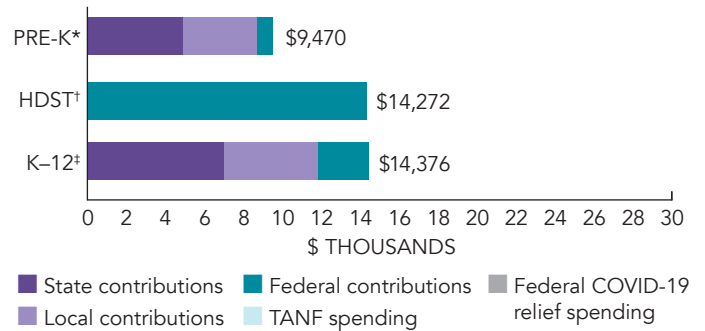


† Estimates children in Head Start not also enrolled in state pre-K.
 ‡ Estimates children in special education not also enrolled in state pre-K or Head Start.

RESOURCES

Total state pre-K spending	\$39,022,295
State Head Start spending	\$0
State spending per child enrolled	\$4,832
All reported spending per child enrolled*	\$9,470

SPENDING PER CHILD ENROLLED



* Pre-K programs may receive additional funds from federal or local sources that are not included in this figure.
 † Head Start per-child spending includes funding only for 3- and 4-year-olds.
 ‡ K-12 expenditures include capital spending as well as current operating expenditures.

ACCESS RANKINGS	
4-YEAR-OLDS	3-YEAR-OLDS
29	None Served

RESOURCE RANKINGS	
STATE SPENDING	ALL REPORTED SPENDING
35	22

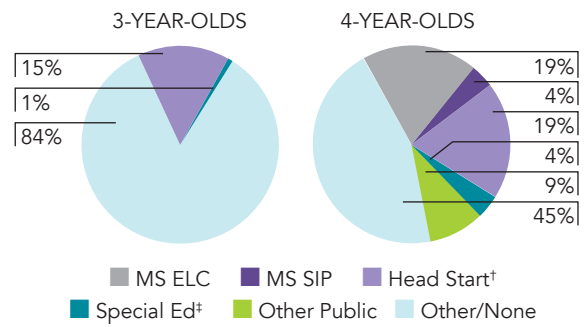
TOTAL BENCHMARKS MET
10

MISSISSIPPI EARLY LEARNING COLLABORATIVE (ELC)

ACCESS

Total state pre-K enrollment 6,733
 School districts that offer state program 34%
 Income requirement No income requirement
 Minimum hours of operation 4 hours/day; 5 days/week
 Operating schedule School or academic year

PERCENT OF POPULATION ENROLLED IN PUBLIC ECE



† Estimates children in Head Start not also enrolled in state pre-K.
 ‡ Estimates children in special education not also enrolled in state pre-K or Head Start.

QUALITY STANDARDS CHECKLIST

POLICY	MS ELC REQUIREMENT	BENCHMARK	REQUIREMENT MEETS BENCHMARK?
Early learning & development standards	Comprehensive, aligned, supported, culturally sensitive	Comprehensive, aligned, supported, culturally sensitive	<input checked="" type="checkbox"/>
Curriculum supports	Approval process & supports	Approval process & supports	<input checked="" type="checkbox"/>
Teacher degree	BA	BA	<input checked="" type="checkbox"/>
Teacher specialized training	ECE, CD	Specializing in pre-K	<input checked="" type="checkbox"/>
Assistant teacher degree	CDA or 12 ECE credits	CDA or equivalent	<input checked="" type="checkbox"/>
Staff professional development	15 hours/year; PD plans; Coaching	For teachers & assistants: At least 15 hours/year; individual PD plans; Coaching	<input checked="" type="checkbox"/>
Maximum class size	20 (4-year-olds)	20 or lower	<input checked="" type="checkbox"/>
Staff-child ratio	1:10 (4-year-olds)	1:10 or better	<input checked="" type="checkbox"/>
Screening & referral	Vision, hearing, health & more	Vision, hearing & health screenings; & referral	<input checked="" type="checkbox"/>
Continuous quality improvement system	Structured classroom observations; Data used for program improvement	Structured classroom observations; data used for program improvement	<input checked="" type="checkbox"/>

For more information about the benchmarks, see the Executive Summary and Roadmap to State Profile Pages.



RESOURCES

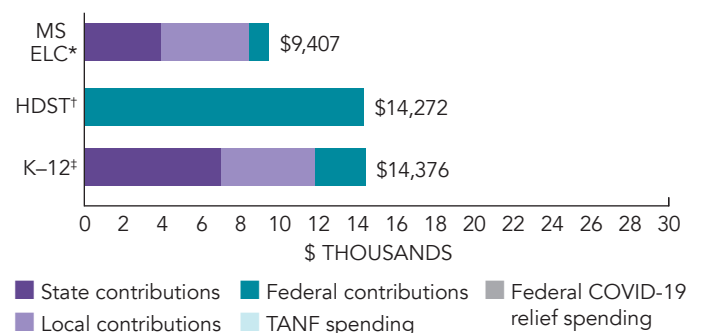
Total state pre-K spending \$26,022,295
 Local match required? Yes
 State spending per child enrolled \$3,865
 All reported spending per child enrolled* \$9,407

* Pre-K programs may receive additional funds from federal or local sources that are not included in this figure.

† Head Start per-child spending includes funding only for 3- and 4-year-olds.

‡ K-12 expenditures include capital spending as well as current operating expenditures.

SPENDING PER CHILD ENROLLED

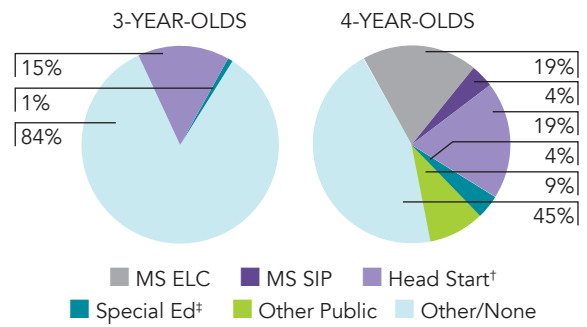


MISSISSIPPI STATE INVESTED PRE-KINDERGARTEN (SIP)

ACCESS

Total state pre-K enrollment.....	1,343
School districts that offer state program.....	17%
Income requirement.....	No income requirement
Minimum hours of operation.....	4 hours/day; 5 days/week
Operating schedule.....	School or academic year

PERCENT OF POPULATION ENROLLED IN PUBLIC ECE



* Estimates children in Head Start not also enrolled in state pre-K.
 † Estimates children in special education not also enrolled in state pre-K or Head Start.

QUALITY STANDARDS CHECKLIST

POLICY	MS SIP REQUIREMENT	BENCHMARK	REQUIREMENT MEETS BENCHMARK?
Early learning & development standards	Comprehensive, aligned, supported, culturally sensitive	Comprehensive, aligned, supported, culturally sensitive	<input checked="" type="checkbox"/>
Curriculum supports	Approval process & supports	Approval process & supports	<input checked="" type="checkbox"/>
Teacher degree	BA	BA	<input checked="" type="checkbox"/>
Teacher specialized training	ECE, CD	Specializing in pre-K	<input checked="" type="checkbox"/>
Assistant teacher degree	CDA or 12 ECE credits	CDA or equivalent	<input checked="" type="checkbox"/>
Staff professional development	15 hours/year; PD plans; Coaching	For teachers & assistants: At least 15 hours/year; individual PD plans; Coaching	<input checked="" type="checkbox"/>
Maximum class size	20 (4-year-olds)	20 or lower	<input checked="" type="checkbox"/>
Staff-child ratio	1:10 (4-year-olds)	1:10 or better	<input checked="" type="checkbox"/>
Screening & referral	Vision, hearing, health & more	Vision, hearing & health screenings; & referral	<input checked="" type="checkbox"/>
Continuous quality improvement system	Structured classroom observations; Data used for program improvement	Structured classroom observations; data used for program improvement	<input checked="" type="checkbox"/>

For more information about the benchmarks, see the Executive Summary and Roadmap to State Profile Pages.

10

RESOURCES

Total state pre-K spending	\$13,000,000
Local match required?.....	No
State spending per child enrolled	\$9,680
All reported spending per child enrolled*	\$9,783

* Pre-K programs may receive additional funds from federal or local sources that are not included in this figure.

† Head Start per-child spending includes funding only for 3- and 4-year-olds.

‡ K-12 expenditures include capital spending as well as current operating expenditures.

SPENDING PER CHILD ENROLLED

