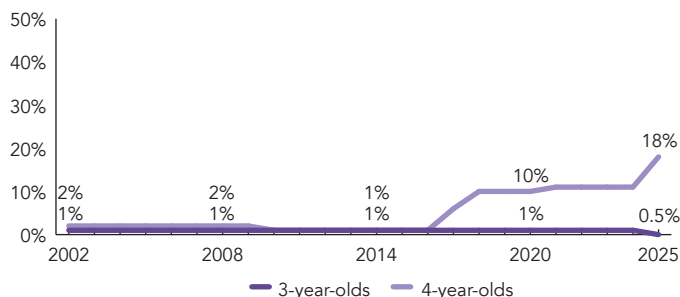
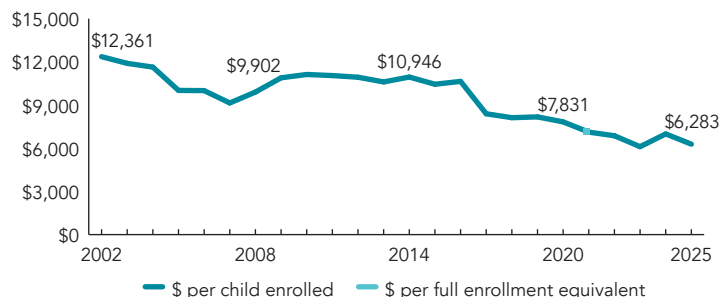


Minnesota

PERCENT OF STATE POPULATION ENROLLED



STATE SPENDING PER CHILD ENROLLED
(2025 DOLLARS)



OVERVIEW

During the 2024-2025 school year, Minnesota preschool enrolled 12,615 children, an increase of 4,747 children from the prior year. State spending totaled \$79,260,540, up \$24,220,975 (44%), adjusted for inflation, since last year. State spending per child equaled \$6,283 in 2024-2025, down \$712 from 2023-2024, adjusted for inflation. Minnesota met an average of 5.2 of 10 quality standards benchmarks.

WHAT'S NEW

Administration of early childhood programs transitioned to a new state agency as of July 1, 2024, The Minnesota Department of Children, Youth, and Families (DCYF), a new agency designed to embrace a "whole family approach". In 2024-2025 the legislature increased the investment in Voluntary Prekindergarten (VPK), adding an additional 5,200 seats, bringing the total to 12,360. Beginning with the 2025-2026 school year, new eligibility criteria for VPK require all students to meet age eligibility and at least one identified risk factor.

Additional legislative changes for VPK include new teacher licensure requirements by 2028 and a focus on Grow Your Own programs to create on the job professional development and institute of higher education opportunities.

In September 2024, Minnesota was one of 10 states and D.C. awarded a 3-year federal renewal Preschool Development Grant B-5 (PDG B-5) totaling \$8 million annually. The PDG B-5 renewal grant is intended to carry out the strategic plans developed with the 2023 planning grants including: developing a mixed delivery coaching network framework, evaluating competencies for the wage scale, increasing EC mental health consultation workforce, as well as expanding and modernizing data collection systems.

BACKGROUND

Minnesota financially supplements federally designated Head Start and Early Head Start programs to increase access to early childhood education for children birth to age five. All state-supported Head Start programs are required to follow the Early Childhood Indicators of Progress (ECIPs), Minnesota's early learning standards birth to kindergarten entrance as well as the federal Head Start Performance Standards. Total state funding for Head Start was \$35.1 million and programs decide at the local level if funds are used for Head Start or Early Head Start. Recently there has been a shift towards more funding being used for Early Head Start.

A second state-funded preschool program, Voluntary Prekindergarten (VPK), was established in 2016-2017 and funded through general education funds as a new grade level with children funded at 0.6 ADM. In 2017-2018, the state legislature created the School Readiness Plus (SRP) program, a variation of VPK. Districts could apply to be a VPK or SRP district; most chose to offer VPK. The SRP program sunsetted at the end of FY25 but the seats were renewed under a single public Voluntary Prekindergarten Program (VPK).

Across VPK/SRP, more than 12,000 seats were allocated to 216 school districts (including charter schools) through an application and ranking process based on free and reduced-price lunch percentages of each elementary school in the state. The program operates a minimum of 350 hours per year and serves children who are 4 years old by September 1.

VPK standards build on existing School Readiness standards by requiring the use of a defined list of curriculum and assessment tools aligned with the early learning standards and Commissioner approved prekindergarten assessment tools, paying knowledgeable teaching staff wages comparable to local K-12 teachers, observing teacher-child interactions to guide professional development using an approved instrument, involving parents in transition planning, and measuring the impact of the program through either a self- or state-designed tool.

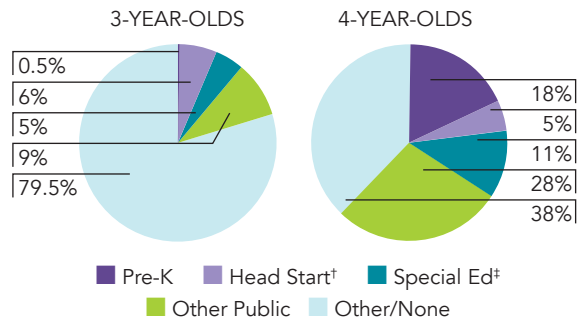
Minnesota invests state funding in several early childhood initiatives for children ages 3- and 4-years-old that are not included in this report: Early Learning Scholarship (ELS) funding provides \$78.3 million in scholarships to eligible families of 3- to 5-year-olds to offset
(continued)

MINNESOTA STATE OVERVIEW

ACCESS

Total state pre-K enrollment	12,615
Special education enrollment, ages 3 and 4	13,521
Federally funded Head Start enrollment, ages 3 and 4	7,147
State-funded Head Start enrollment, ages 3 and 4.....	617

PERCENT OF POPULATION ENROLLED IN PUBLIC ECE

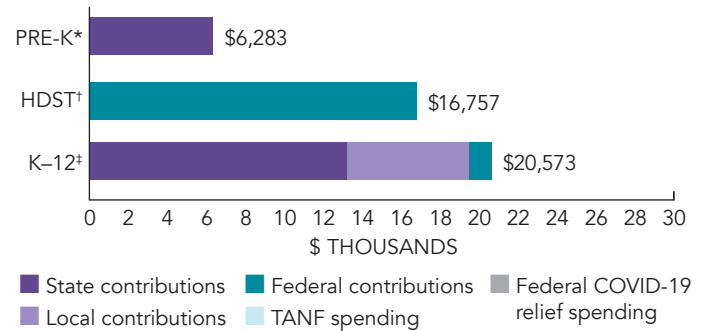


† Some Head Start children may also be counted in state pre-K (VPK/SRP).
‡ Estimates children in special education not also enrolled in state pre-K or Head Start.

RESOURCES

Total state pre-K spending	\$79,260,540
State Head Start spending	\$12,053,618
State spending per child enrolled	\$6,283
All reported spending per child enrolled*	\$6,283

SPENDING PER CHILD ENROLLED



* Pre-K programs may receive additional funds from federal or local sources that are not included in this figure.
† Head Start per-child spending includes funding only for 3- and 4-year-olds.
‡ K-12 expenditures include capital spending as well as current operating expenditures.

ACCESS RANKINGS		RESOURCE RANKINGS		TOTAL BENCHMARKS MET
4-YEAR-OLDS	3-YEAR-OLDS	STATE SPENDING	ALL REPORTED SPENDING	
35	35	25	35	5.2

the cost of enrollment in early childhood programs in public pre-k, Head Start, licensed child care centers, or family child care settings participating in Parent Aware. Additionally, the state invests \$33.6 million in district-controlled School Readiness programs with widespread access and instructional standards similar to VPK/SRP for preschool aged children. The state also spends \$39.3 million on district-based Early Childhood Family Education (ECFE) programs providing family education and home visits with a focus on health and developmental screening, parent engagement, and community services. Additionally, Minnesota has invested in ECFE by hiring and supporting two full time positions that provide program guidance and technical assistance for ECFE programs across the state.

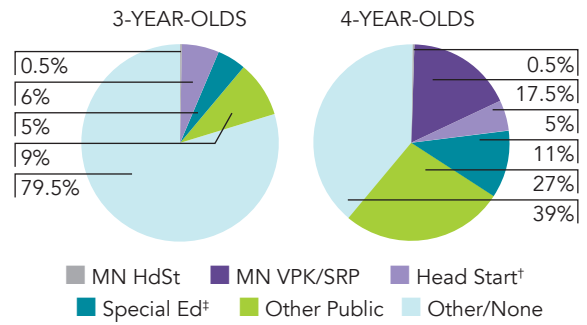
Minnesota’s overall support for state-funded preschool, including enrollment and funding for both Minnesota Head Start and VPK/SRP, is depicted in the first two pages of this state profile. The third page focuses solely on Minnesota Head Start and the fourth page provides information on VPK/SRP.

MINNESOTA HEAD START

ACCESS

Total state pre-K enrollment.....	617
School districts that offer state program.....	100% (counties/parishes)
Income requirement.....	Per Federal Head Start: 100% FPL
Minimum hours of operation.....	Per Federal Head Start Program Performance Standards
Operating schedule.....	Determined locally

PERCENT OF POPULATION ENROLLED IN PUBLIC ECE



† Some Head Start children may also be counted in state pre-K (VPK/SRP).
‡ Estimates children in special education not also enrolled in state pre-K or Head Start.

QUALITY STANDARDS CHECKLIST

POLICY	MN HDST REQUIREMENT	BENCHMARK	REQUIREMENT MEETS BENCHMARK?
Early learning & development standards	Comprehensive, aligned, supported, culturally sensitive	Comprehensive, aligned, supported, culturally sensitive	<input checked="" type="checkbox"/>
Curriculum supports	Approval process & supports	Approval process & supports	<input checked="" type="checkbox"/>
Teacher degree	BA (public); AA (nonpublic)	BA	<input type="checkbox"/>
Teacher specialized training	ECE, CD, ECE SpEd	Specializing in pre-K	<input checked="" type="checkbox"/>
Assistant teacher degree	CDA	CDA or equivalent	<input checked="" type="checkbox"/>
Staff professional development	15 hours/year; PD plans; Coaching	For teachers & assistants: At least 15 hours/year; individual PD plans; Coaching	<input checked="" type="checkbox"/>
Maximum class size	15 (3-year-olds); 20 (4-year-olds)	20 or lower	<input checked="" type="checkbox"/>
Staff-child ratio	2:15 (3-year-olds); 1:10 (4-year-olds)	1:10 or better	<input checked="" type="checkbox"/>
Screening & referral	Vision, hearing, health & more	Vision, hearing & health screenings; & referral	<input checked="" type="checkbox"/>
Continuous quality improvement system	Structured classroom observations; Data used for program improvement	Structured classroom observations; data used for program improvement	<input checked="" type="checkbox"/>

For more information about the benchmarks, see the Executive Summary and Roadmap to State Profile Pages.

9

RESOURCES

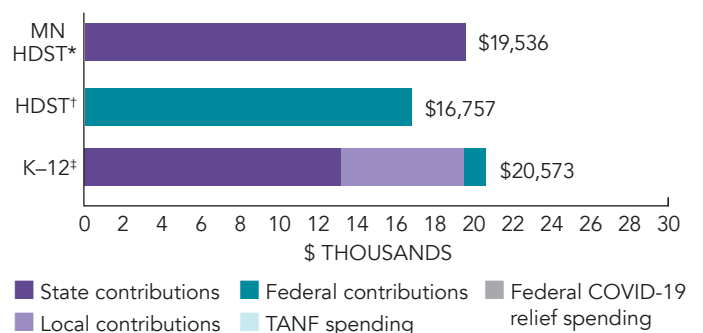
Total state pre-K spending	\$12,053,618
Local match required?.....	No
State spending per child enrolled	\$19,536
All reported spending per child enrolled*	\$19,536

* Pre-K programs may receive additional funds from federal or local sources that are not included in this figure.

† Head Start per-child spending includes funding only for 3- and 4-year-olds.

‡ K-12 expenditures include capital spending as well as current operating expenditures.

SPENDING PER CHILD ENROLLED

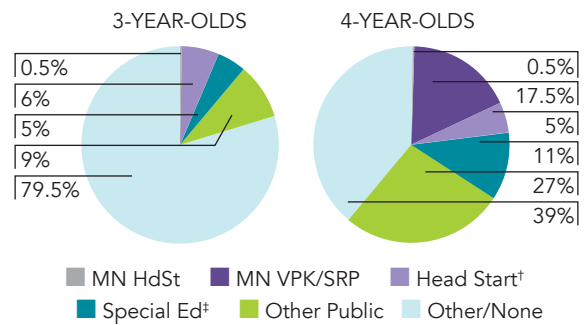


MINNESOTA VOLUNTARY PREKINDERGARTEN (VPK) AND SCHOOL READINESS PLUS (SRP)

ACCESS

Total state pre-K enrollment 11,998
 School districts that offer state program 56% & 52% (charter schools with pre-K authorization)
 Income requirement 185% FPL (required for SRP; encouraged for VPK)
 Minimum hours of operation 350 instructional hours/school year
 Operating schedule School or academic year

PERCENT OF POPULATION ENROLLED IN PUBLIC ECE



† Some Head Start children may also be counted in state pre-K (VPK/SRP).
 ‡ Estimates children in special education not also enrolled in state pre-K or Head Start.

QUALITY STANDARDS CHECKLIST

POLICY	MN VPK/SRP REQUIREMENT	BENCHMARK	REQUIREMENT MEETS BENCHMARK?
Early learning & development standards	Comprehensive, aligned, supported, culturally sensitive	Comprehensive, aligned, supported, culturally sensitive	<input checked="" type="checkbox"/>
Curriculum supports	Approval process & supports	Approval process & supports	<input checked="" type="checkbox"/>
Teacher degree	Other	BA	<input type="checkbox"/>
Teacher specialized training	Other	Specializing in pre-K	<input type="checkbox"/>
Assistant teacher degree	Determined locally	CDA or equivalent	<input type="checkbox"/>
Staff professional development	10 hours/year (all teachers & assistants); 125 hours/5 years (licensed teachers only); PD plans (teachers only); Coaching	For teachers & assistants: At least 15 hours/year; individual PD plans; Coaching	<input type="checkbox"/>
Maximum class size	20 (4-year-olds)	20 or lower	<input checked="" type="checkbox"/>
Staff-child ratio	1:10 (4-year-olds)	1:10 or better	<input checked="" type="checkbox"/>
Screening & referral	Vision, hearing, health & more	Vision, hearing & health screenings; & referral	<input checked="" type="checkbox"/>
Continuous quality improvement system	Structured classroom observations; Data used for program improvement at the local level only	Structured classroom observations; data used for program improvement	<input type="checkbox"/>

For more information about the benchmarks, see the Executive Summary and Roadmap to State Profile Pages.

5

RESOURCES

Total state pre-K spending \$67,206,922
 Local match required? No
 State spending per child enrolled \$5,602
 All reported spending per child enrolled* \$5,602

* Pre-K programs may receive additional funds from federal or local sources that are not included in this figure.

† Head Start per-child spending includes funding only for 3- and 4-year-olds.

‡ K-12 expenditures include capital spending as well as current operating expenditures.

SPENDING PER CHILD ENROLLED

