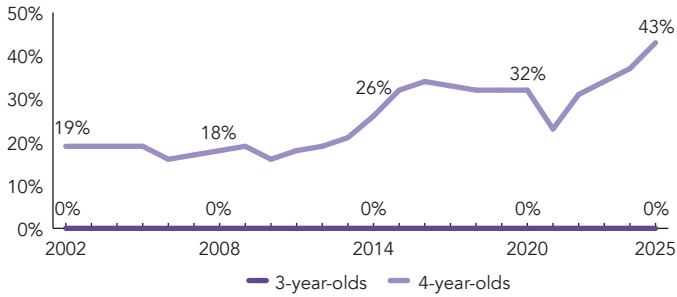
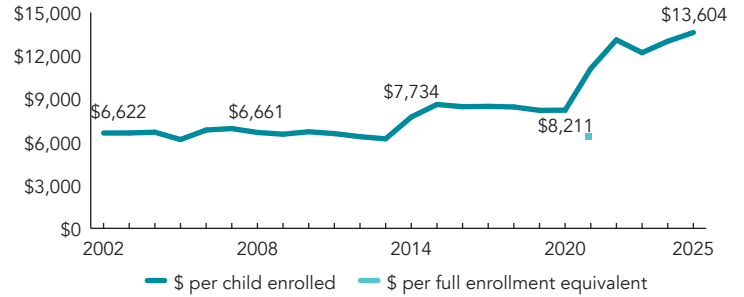


Michigan

PERCENT OF STATE POPULATION ENROLLED



STATE SPENDING PER CHILD ENROLLED (2025 DOLLARS)



OVERVIEW

During the 2024-2025 school year, Michigan Great Start School Readiness (GSRP) enrolled 47,981 children, an increase of 6,861 from the prior year. State spending totaled \$652,720,000, up \$118,264,216 (22%), adjusted for inflation, since last year. State spending per child equaled \$13,604 in 2024-2025, up \$606 from 2023-2024, adjusted for inflation. Michigan met 10 of 10 quality standards benchmarks.

WHAT'S NEW

As of December 1, 2023, GSRP moved to the newly created Michigan Department of Lifelong Education, Advancement, and Potential (MiLEAP) created by the Governor under Executive Order 2023-6. Michigan also created a PreK for All Initiative, which includes GSRP, Head Start, Developmental Kindergarten, and Early Childhood Special Education, and aims to provide free prekindergarten to 75% of 4-year-olds by 2027. In 2024-2025, the income requirement for GSRP eligibility was removed.

In September 2024, Michigan was one of 10 states and D.C. awarded a 3-year federal renewal Preschool Development Grant B-5 (PDG B-5) totaling \$8,999,241 annually. The PDG B-5 renewal grant is intended to carry out the strategic plans developed with the 2023 planning grants which focused on addressing the workforce, social-emotional well-being, and sustainable infrastructure in the state's early childhood system.

BACKGROUND

Established in 1985, the GSRP, formerly known as Michigan School Readiness Program, provides preschool education for at-risk 4-year-olds, and is associated with the state's early childhood initiative. Starting in 2013-2014, 90% of families had to be at or below 250% FPL with some exceptions for up to 300% FPL. Beginning in 2024-2025, children at or below 400% FPL are prioritized for enrollment over those from families that exceed 400%.

GSRP serves the majority of children in school-day programs. Intermediate School Districts (ISDs) serve as program grantees, but they may distribute funds to local school districts and to providers in community-based settings to offer GSRP. GSRP providers must attain an enhancing quality or higher level in Michigan's Great Start to Quality (GSQ) tiered rating and improvement system.

Overall ISD funding is determined by the level of poverty in each ISD and a funding formula, with final grantee awards based on a community needs assessment and a formula component. State funding includes a transportation fund, a curriculum/training fund, a Start Up Grant Fund, and funding to recruit families and increase public awareness of GSRP; as well as \$600,000 for ongoing statewide evaluation activities.

Michigan's Developmental Kindergarten (DK, not included in this report) is the first year of a planned two-year kindergarten program sequence for children who turn five between September 2 and December 1 or whose parents and/or schools feel they are "not ready" for kindergarten, usually those with birthdays between July and September 1. It is funded in the same way as kindergarten, using the school funding formula and follows kindergarten requirements, which are based on local district control. DK enrolled 6,740 four-year-olds with \$64,757,920 in total spending in 2024-2025. Michigan's Strong Beginnings is a pilot state-funded center-based preschool program for three-year-olds. In 2024-2025, 398 three-year-olds participated in the program with \$5,692,327 in state school aid funding.

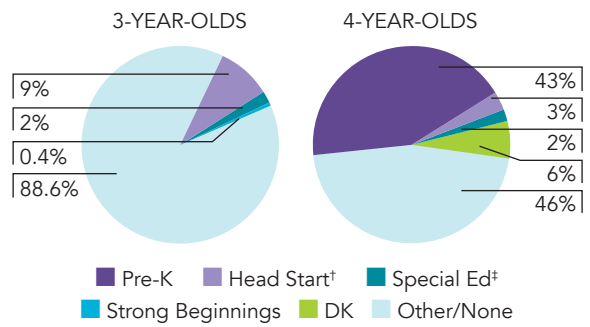
ACCESS RANKINGS		RESOURCE RANKINGS		TOTAL BENCHMARKS MET
4-YEAR-OLDS	3-YEAR-OLDS	STATE SPENDING	ALL REPORTED SPENDING	
17	None Served	6	9	10*

MICHIGAN GREAT START READINESS PROGRAM

ACCESS

Total state pre-K enrollment	47,981
School districts that offer state program	98% (counties)
Income requirement	No income requirement
Minimum hours of operation	3 hours/day; 4 days/week
Operating schedule	Determined locally
Special education enrollment, ages 3 and 4	10,391
Federally funded Head Start enrollment, ages 3 and 4	16,751
State-funded Head Start enrollment, ages 3 and 4	0

PERCENT OF POPULATION ENROLLED IN PUBLIC ECE



† Estimates children in Head Start not also enrolled in state pre-K.
‡ Estimates children in special education not also enrolled in state pre-K or Head Start.

QUALITY STANDARDS CHECKLIST

POLICY	MI PRE-K REQUIREMENT	BENCHMARK	REQUIREMENT MEETS BENCHMARK?
Early learning & development standards	Comprehensive, aligned, supported, culturally sensitive	Comprehensive, aligned, supported, culturally sensitive	<input checked="" type="checkbox"/>
Curriculum supports	Approval process & supports	Approval process & supports	<input checked="" type="checkbox"/>
Teacher degree	BA	BA	<input checked="" type="checkbox"/> *
Teacher specialized training	ECE, CD, ECE SpEd	Specializing in pre-K	<input checked="" type="checkbox"/>
Assistant teacher degree	CDA or AA in ECE/CD	CDA or equivalent	<input checked="" type="checkbox"/>
Staff professional development	16 hours/year; PD plans; Coaching	For teachers & assistants: At least 15 hours/year; individual PD plans; Coaching	<input checked="" type="checkbox"/>
Maximum class size	20 (4-year-olds)	20 or lower	<input checked="" type="checkbox"/>
Staff-child ratio	1:10 (4-year-olds)	1:10 or better	<input checked="" type="checkbox"/>
Screening & referral	Vision, hearing, health & more	Vision, hearing & health screenings; & referral	<input checked="" type="checkbox"/>
Continuous quality improvement system	Structured classroom observations; Data used for program improvement	Structured classroom observations; data used for program improvement	<input checked="" type="checkbox"/>

For more information about the benchmarks, see the Executive Summary and Roadmap to State Profile Pages.

* Indicates that while policy meets the benchmark, it is not being implemented fully.

10*

RESOURCES

Total state pre-K spending	\$652,720,000
Local match required?	No
State Head Start spending	\$0
State spending per child enrolled	\$13,604
All reported spending per child enrolled*	\$13,604

* Pre-K programs may receive additional funds from federal or local sources that are not included in this figure.

† Head Start per-child spending includes funding only for 3- and 4-year-olds.

‡ K-12 expenditures include capital spending as well as current operating expenditures.

SPENDING PER CHILD ENROLLED

