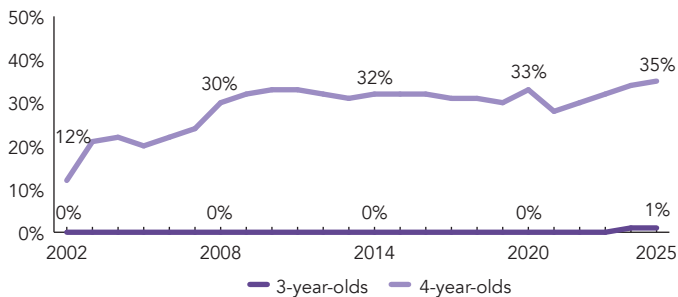
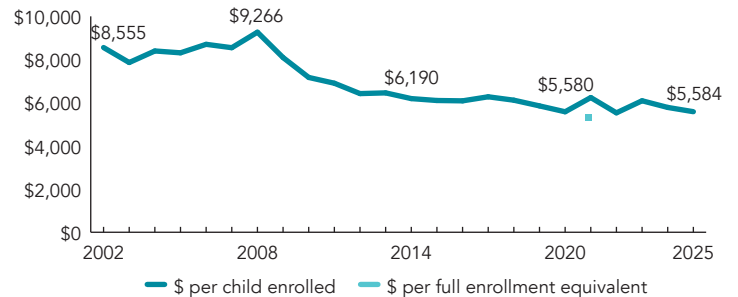


Louisiana

PERCENT OF STATE POPULATION ENROLLED



STATE SPENDING PER CHILD ENROLLED
(2025 DOLLARS)



OVERVIEW

During the 2024-2025 school year, Louisiana preschool enrolled 19,884 children, an increase of 369 from the prior year. State spending totaled \$91,116,479 and an additional \$19,907,428 in TANF funds supported preschool, down \$1,796,638 (2%), adjusted for inflation, since last year. State spending per child (including TANF) equaled \$5,584 in 2024-2025, down \$198 from 2023-2024, adjusted for inflation. Louisiana met an average of 8.8 of 10 quality standards benchmarks.

WHAT'S NEW

Starting in August 2025, all Louisiana pre-kindergarten programs must adhere to the Child Safety and Welfare Minimum Standards as outlined in "Charlie's Law," R.S. 17:407.41.

In March 2025, there was a special election that introduced an amendment to provide a permanent teacher salary increase in the state and eliminate the 8(g) preschool program. The amendment did not pass, but will be reintroduced for a vote in April 2026.

In December 2025, Louisiana was awarded a federal PDG B-5 Systems Building Grant totaling \$13,723,445 to support system building and strengthen ECE programs in a mixed-delivery system, improve system efficiency and collaboration, and raise the overall quality of programs.

BACKGROUND

Louisiana has three distinct state-funded preschool programs: the 8(g) Student Enhancement Block Grant Program, the Cecil J. Picard LA 4 Early Childhood Program (LA 4), and the Nonpublic Schools Early Childhood Development Program (NSECD). Many school districts also use federal Title I funding to provide high-quality pre-K to 4-year-olds in public schools, typically adopting the same standards as LA 4.

The first of Louisiana's state-funded pre-K programs, initially established in 1988, is the 8(g) program. It was created to compensate for the loss of the Model Early Childhood Program when matching annual appropriations for that program ended. The 8(g) program serves 4-year-old children, and priority is given to students living at or below 200% FPL. However, if all income-eligible children are served, additional students may be served if they are deemed "developmentally unprepared."

The largest of the three state-funded pre-K programs, the LA 4 program (formerly LA 4 and Starting Points), was established in 2001 and serves 4-year-old children in public schools and independent LEA charter schools. Programs can subcontract with Head Start, Type III licensed child care centers, and non-independent LEA charter schools to deliver the LA 4 program. Teachers in LA 4 are required to have a minimum of a bachelor's degree and meet all the qualifications required for public school teachers, regardless of where the program is located. Eligibility for this program is based on income: all children must be at or below 200% FPL to enroll.

Also established in 2001, the NSECD program supports high-quality pre-K for 3- and 4-year-olds in nonpublic settings. Teachers in 4-year-old classrooms in the NSECD program are required to have a bachelor's degree and assistant teachers are required to have at least a CDA. NSECD has the same eligibility requirements as the LA 4 program, and funding is available for this program on a competitive basis.

During the 2012 session, the Louisiana Legislature passed Act 3, unifying multiple early childhood initiatives under the Department of Education and in collaboration with other state agencies. This system contains aligned program standards, a quality rating and improvement accountability system in which all programs receiving state and/or federal funds are required to participate, a unified professional development system, birth-through-five early learning and development standards, and a cross-agency integrated data system.

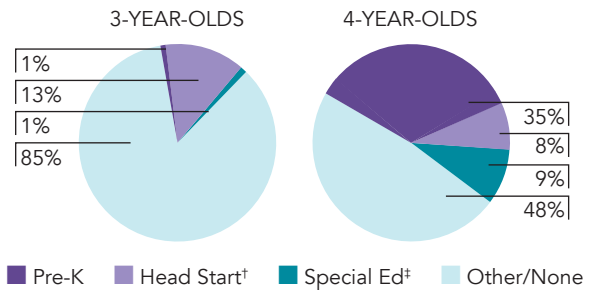
(continued)

LOUISIANA STATE OVERVIEW

ACCESS

| | |
|--|--------|
| Total state pre-K enrollment | 19,884 |
| Special education enrollment, ages 3 and 4 | 8,803 |
| Federally funded Head Start enrollment, ages 3 and 4 | 12,239 |
| State-funded Head Start enrollment, ages 3 and 4..... | 0 |

PERCENT OF POPULATION ENROLLED IN PUBLIC ECE

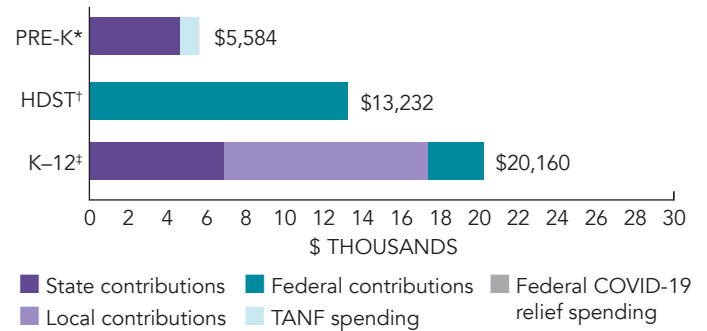


† Estimates children in Head Start not also enrolled in state pre-K.
‡ Estimates children in special education not also enrolled in state pre-K or Head Start.

RESOURCES

| | |
|---|---------------|
| Total state pre-K spending | \$111,023,907 |
| State Head Start spending | \$0 |
| State spending per child enrolled | \$5,584 |
| All reported spending per child enrolled* | \$5,584 |

SPENDING PER CHILD ENROLLED



* Pre-K programs may receive additional funds from federal or local sources that are not included in this figure.
† Head Start per-child spending includes funding only for 3- and 4-year-olds.
‡ K-12 expenditures include capital spending as well as current operating expenditures.

| ACCESS RANKINGS | | RESOURCE RANKINGS | | TOTAL BENCHMARKS MET |
|-----------------|-------------|-------------------|-----------------------|----------------------|
| 4-YEAR-OLDS | 3-YEAR-OLDS | STATE SPENDING | ALL REPORTED SPENDING | |
| 22 | 33 | 31 | 38 | 8.8 |

During the 2016-2017 school year, Louisiana completed its first full year of the unified quality rating and improvement system for all publicly funded childcare, Head Start and pre-K sites. The state shared information for all programs serving children birth to age five via a family friendly website, www.louisianaschools.com, which provides comparable information about program quality.

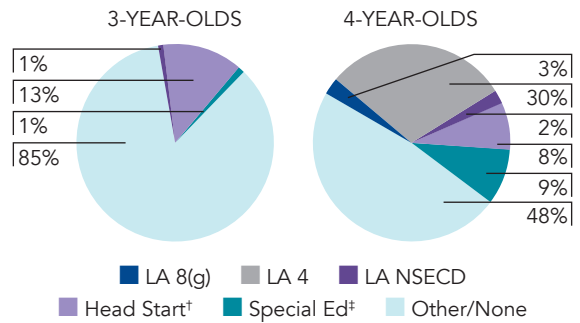
Louisiana’s overall support for state-funded preschool, including enrollment and funding for 8(g), LA 4, and NSECD, is depicted in the first two pages of this state profile. The third page focuses on 8(g), the fourth page on LA 4, and the fifth page on NSECD.

LOUISIANA 8(G) STUDENT ENHANCEMENT BLOCK GRANT PROGRAM

ACCESS

| | |
|--|--------------------------|
| Total state pre-K enrollment..... | 1,677 |
| School districts that offer state program..... | 88% (LEAs) |
| Income requirement..... | 200% FPL |
| Minimum hours of operation..... | 6 hours/day; 5 days/week |
| Operating schedule..... | School or academic year |

PERCENT OF POPULATION ENROLLED IN PUBLIC ECE



† Estimates children in Head Start not also enrolled in state pre-K.
 † Estimates children in special education not also enrolled in state pre-K or Head Start.

QUALITY STANDARDS CHECKLIST

| POLICY | LA 8(G) REQUIREMENT | BENCHMARK | REQUIREMENT MEETS BENCHMARK? |
|--|--|---|-------------------------------------|
| Early learning & development standards | Comprehensive, aligned, supported, culturally sensitive | Comprehensive, aligned, supported, culturally sensitive | <input checked="" type="checkbox"/> |
| Curriculum supports | Approval process & supports | Approval process & supports | <input checked="" type="checkbox"/> |
| Teacher degree | BA | BA | <input checked="" type="checkbox"/> |
| Teacher specialized training | Pre-K–3, ECE SpEd | Specializing in pre-K | <input checked="" type="checkbox"/> |
| Assistant teacher degree | Other | CDA or equivalent | <input type="checkbox"/> |
| Staff professional development | 18 hours/year; PD plans (teachers only) | For teachers & assistants: At least 15 hours/year; individual PD plans; Coaching | <input type="checkbox"/> |
| Maximum class size | 20 (4-year-olds) | 20 or lower | <input checked="" type="checkbox"/> |
| Staff-child ratio | 1:10 (4-year-olds) | 1:10 or better | <input checked="" type="checkbox"/> |
| Screening & referral | Referrals | Vision, hearing & health screenings; & referral | <input type="checkbox"/> |
| Continuous quality improvement system | Structured classroom observations; Data used for program improvement | Structured classroom observations; data used for program improvement | <input checked="" type="checkbox"/> |

For more information about the benchmarks, see the Executive Summary and Roadmap to State Profile Pages.

7

RESOURCES

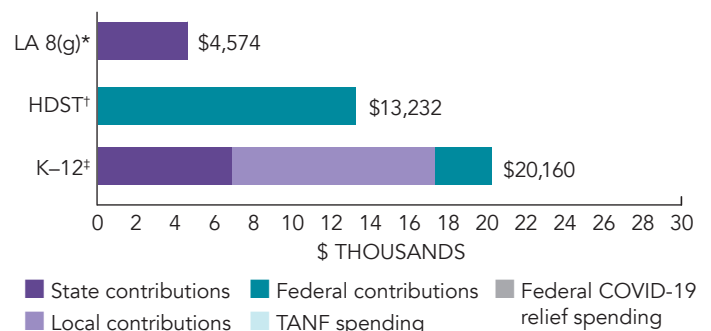
| | |
|---|-------------|
| Total state pre-K spending | \$7,670,115 |
| Local match required? | No |
| State spending per child enrolled | \$4,574 |
| All reported spending per child enrolled* | \$4,574 |

* Pre-K programs may receive additional funds from federal or local sources that are not included in this figure.

† Head Start per-child spending includes funding only for 3- and 4-year-olds.

‡ K–12 expenditures include capital spending as well as current operating expenditures.

SPENDING PER CHILD ENROLLED

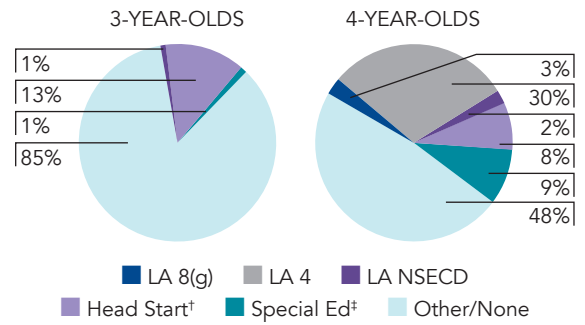


CECIL J. PICARD LA 4 EARLY CHILDHOOD PROGRAM

ACCESS

| | |
|--|--------------------------|
| Total state pre-K enrollment..... | 16,840 |
| School districts that offer state program..... | 97% (parishes) |
| Income requirement..... | 200% FPL |
| Minimum hours of operation..... | 6 hours/day; 5 days/week |
| Operating schedule..... | School or academic year |

PERCENT OF POPULATION ENROLLED IN PUBLIC ECE



† Estimates children in Head Start not also enrolled in state pre-K.
 ‡ Estimates children in special education not also enrolled in state pre-K or Head Start.

QUALITY STANDARDS CHECKLIST

| POLICY | LA 4 REQUIREMENT | BENCHMARK | REQUIREMENT MEETS BENCHMARK? |
|--|--|---|-------------------------------------|
| Early learning & development standards | Comprehensive, aligned, supported, culturally sensitive | Comprehensive, aligned, supported, culturally sensitive | <input checked="" type="checkbox"/> |
| Curriculum supports | Approval process & supports | Approval process & supports | <input checked="" type="checkbox"/> |
| Teacher degree | BA | BA | <input checked="" type="checkbox"/> |
| Teacher specialized training | Pre-K–3, ECE SpEd | Specializing in pre-K | <input checked="" type="checkbox"/> |
| Assistant teacher degree | HSD | CDA or equivalent | <input type="checkbox"/> |
| Staff professional development | 18 hours/year; PD plans; Coaching | For teachers & assistants: At least 15 hours/year; individual PD plans; Coaching | <input checked="" type="checkbox"/> |
| Maximum class size | 20 (4-year-olds) | 20 or lower | <input checked="" type="checkbox"/> |
| Staff-child ratio | 1:10 (4-year-olds) | 1:10 or better | <input checked="" type="checkbox"/> |
| Screening & referral | Vision, hearing, health & more | Vision, hearing & health screenings; & referral | <input checked="" type="checkbox"/> |
| Continuous quality improvement system | Structured classroom observations; Data used for program improvement | Structured classroom observations; data used for program improvement | <input checked="" type="checkbox"/> |

For more information about the benchmarks, see the Executive Summary and Roadmap to State Profile Pages.

9

RESOURCES

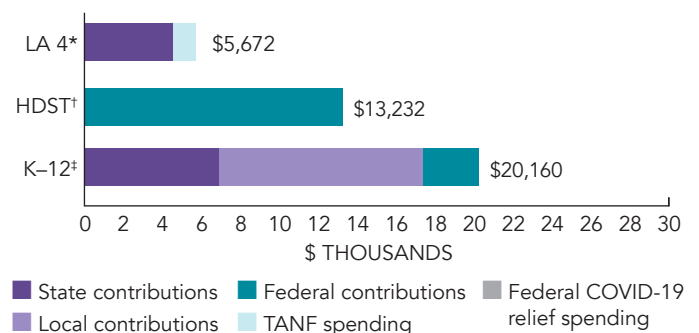
| | |
|---|--------------|
| Total state pre-K spending | \$95,512,860 |
| Local match required?..... | No |
| State spending per child enrolled | \$5,672 |
| All reported spending per child enrolled* | \$5,672 |

* Pre-K programs may receive additional funds from federal or local sources that are not included in this figure.

† Head Start per-child spending includes funding only for 3- and 4-year-olds.

‡ K-12 expenditures include capital spending as well as current operating expenditures.

SPENDING PER CHILD ENROLLED

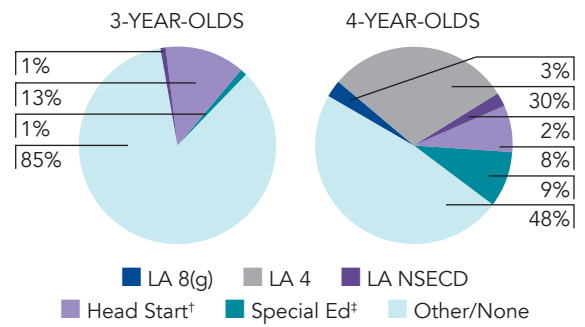


LOUISIANA NONPUBLIC SCHOOLS EARLY CHILDHOOD DEVELOPMENT PROGRAM (NSECD)

ACCESS

| | |
|--|--------------------------|
| Total state pre-K enrollment..... | 1,367 |
| School districts that offer state program..... | 19% (parishes) |
| Income requirement..... | 200% FPL |
| Minimum hours of operation..... | 6 hours/day; 5 days/week |
| Operating schedule..... | School or academic year |

PERCENT OF POPULATION ENROLLED IN PUBLIC ECE



† Estimates children in Head Start not also enrolled in state pre-K.
‡ Estimates children in special education not also enrolled in state pre-K or Head Start.

QUALITY STANDARDS CHECKLIST

| POLICY | LA NSECD REQUIREMENT | BENCHMARK | REQUIREMENT MEETS BENCHMARK? |
|--|--|---|-------------------------------------|
| Early learning & development standards | Comprehensive, aligned, supported, culturally sensitive | Comprehensive, aligned, supported, culturally sensitive | <input checked="" type="checkbox"/> |
| Curriculum supports | Approval process & supports | Approval process & supports | <input checked="" type="checkbox"/> |
| Teacher degree | BA (4-year-old classes); CDA (3-year-old classes) | BA | <input type="checkbox"/> |
| Teacher specialized training | Pre-K–3, ECE SpEd (4-year-old classes); CDA (3-year-old classes) | Specializing in pre-K | <input checked="" type="checkbox"/> |
| Assistant teacher degree | CDA (4-year-old classes); HSD (3-year-old classes) | CDA or equivalent | <input type="checkbox"/> |
| Staff professional development | 18 hours/year; PD plans; Coaching | For teachers & assistants: At least 15 hours/year; individual PD plans; Coaching | <input checked="" type="checkbox"/> |
| Maximum class size | 20 (3- & 4-year-olds) | 20 or lower | <input checked="" type="checkbox"/> |
| Staff-child ratio | 1:10 (3- & 4-year-olds) | 1:10 or better | <input checked="" type="checkbox"/> |
| Screening & referral | Vision, hearing, health & more | Vision, hearing & health screenings; & referral | <input checked="" type="checkbox"/> |
| Continuous quality improvement system | Structured classroom observations; Data used for program improvement | Structured classroom observations; data used for program improvement | <input checked="" type="checkbox"/> |

For more information about the benchmarks, see the Executive Summary and Roadmap to State Profile Pages.



RESOURCES

| | |
|---|-------------|
| Total state pre-K spending | \$7,840,932 |
| Local match required? | No |
| State spending per child enrolled | \$5,736 |
| All reported spending per child enrolled* | \$5,736 |

* Pre-K programs may receive additional funds from federal or local sources that are not included in this figure.

† Head Start per-child spending includes funding only for 3- and 4-year-olds.

‡ K–12 expenditures include capital spending as well as current operating expenditures.

SPENDING PER CHILD ENROLLED

