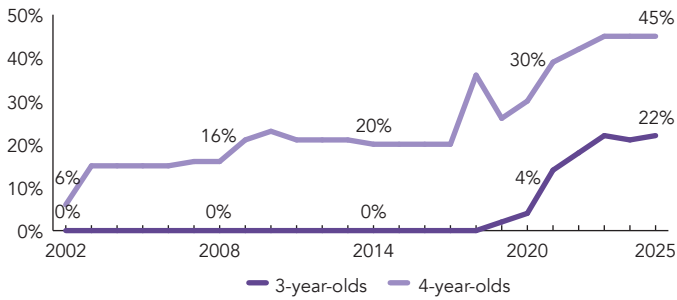
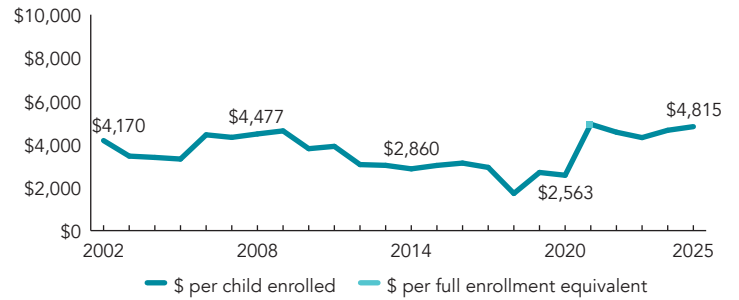


Kansas

PERCENT OF STATE POPULATION ENROLLED



STATE SPENDING PER CHILD ENROLLED (2025 DOLLARS)



OVERVIEW

During the 2024-2025 school year, Kansas preschool enrolled 24,805 children, an increase of 569 from the prior year. State spending totaled \$115,314,617, and an additional \$4,132,317 in TANF funds, up \$6,836,219 (6%), adjusted for inflation, since last year. State spending per child (including TANF) equaled \$4,815 in 2024-2025, up \$169 from 2023-2024, adjusted for inflation. Kansas met 6 of 10 quality standards benchmarks.

WHAT'S NEW

The Kansas State Board of Education and the Kansas Children's Cabinet and Trust Fund both adopted the fourth revision to the Kansas Early Learning Standards in February 2024. Also, 2024-2025 was the first year of an updated accreditation model for PreK-12 school systems. Preschool/early childhood is included in this work, which aligns nicely with preschool-specific quality improvement efforts related to high quality instructional materials adoption, supports for effective teaching and use of data to inform instruction, and the science of reading.

Beginning July 1, 2028, Kansas veteran educators serving in a number of positions, including general education and special education preschool teaching positions, will be required to demonstrate knowledge of the science of reading to renew their professional license. Kansas also has an exciting and growing Registered Teacher Apprenticeship Program.

The Kansas Education Funding Task Force is currently reviewing the current state school finance formula, which expires July 1, 2027.

BACKGROUND

Kansas supports two funding streams for state prekindergarten. The first, established in 1998 as part of the state school finance formula, is the Preschool-Aged At-Risk Program (formerly named the State Pre-K 4 Year Old At-Risk Program). The state school finance formula also includes funding to support the enrollment of preschool students with disabilities. The second is the Kansas Preschool Pilot (KPP), first offered in the 2006-2007 school year. Both funding streams are administered through the Kansas State Department of Education (KSDE) and are reported together due to their similar standards and overlapping enrollment.

Between the two funding streams, funding was available in all 286 school districts in Kansas, and 2024-2025 marks the fourth year that 3-year-olds are included in this report.

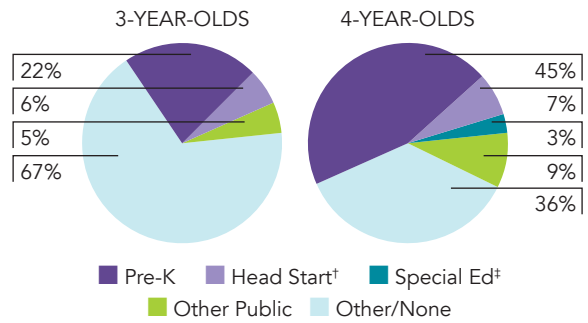
ACCESS RANKINGS		RESOURCE RANKINGS		TOTAL BENCHMARKS MET
4-YEAR-OLDS	3-YEAR-OLDS	STATE SPENDING	ALL REPORTED SPENDING	
16	6	36	40	6

PRESCHOOL OFFERED BY PUBLIC SCHOOL DISTRICTS

ACCESS

Total state pre-K enrollment	24,805
School districts that offer state program	100%
Income requirement	130% FPL
Minimum hours of operation	465 instructional hours/year
Operating schedule	School or academic year
Special education enrollment, ages 3 and 4	8,174
Federally funded Head Start enrollment, ages 3 and 4	4,337
State-funded Head Start enrollment, ages 3 and 4	0

PERCENT OF POPULATION ENROLLED IN PUBLIC ECE



† Some Head Start children may also be counted in state pre-K.
‡ Estimates children in special education not also enrolled in state pre-K or Head Start.

QUALITY STANDARDS CHECKLIST

POLICY	KS PRE-K REQUIREMENT	BENCHMARK	REQUIREMENT MEETS BENCHMARK?
Early learning & development standards	Comprehensive, aligned, supported, culturally sensitive	Comprehensive, aligned, supported, culturally sensitive	<input checked="" type="checkbox"/>
Curriculum supports	Approval process & supports	Approval process & supports	<input checked="" type="checkbox"/>
Teacher degree	BA	BA	<input checked="" type="checkbox"/>
Teacher specialized training	ECE, CD, Elem. Ed.	Specializing in pre-K	<input type="checkbox"/>
Assistant teacher degree	Other	CDA or equivalent	<input type="checkbox"/>
Staff professional development	15 hours/year; PD plans (teachers only); Coaching (some teachers)	For teachers & assistants: At least 15 hours/year; individual PD plans; Coaching	<input type="checkbox"/>
Maximum class size	20 (3- & 4-year-olds)	20 or lower	<input checked="" type="checkbox"/>
Staff-child ratio	1:10 (3- & 4-year-olds)	1:10 or better	<input checked="" type="checkbox"/>
Screening & referral	Vision, hearing, health & more	Vision, hearing & health screenings; & referral	<input checked="" type="checkbox"/>
Continuous quality improvement system	None	Structured classroom observations; data used for program improvement	<input type="checkbox"/>

For more information about the benchmarks, see the Executive Summary and Roadmap to State Profile Pages.

6

RESOURCES

Total state pre-K spending	\$119,446,934
Local match required?	No
State Head Start spending	\$0
State spending per child enrolled	\$4,815
All reported spending per child enrolled*	\$4,815

* Pre-K programs may receive additional funds from federal or local sources that are not included in this figure.

† Head Start per-child spending includes funding only for 3- and 4-year-olds.

‡ K-12 expenditures include capital spending as well as current operating expenditures.

SPENDING PER CHILD ENROLLED

