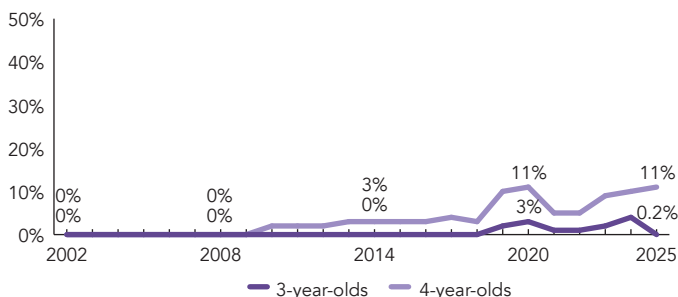
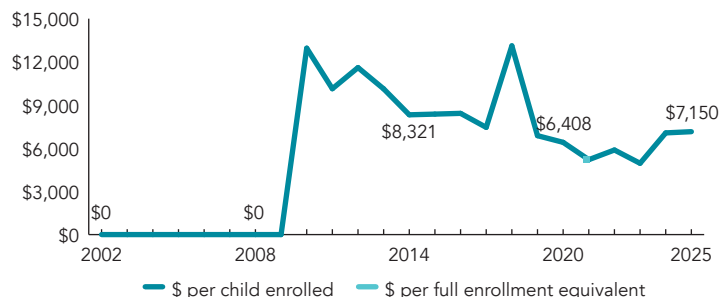


Alaska

PERCENT OF STATE POPULATION ENROLLED



STATE SPENDING PER CHILD ENROLLED (2025 DOLLARS)



OVERVIEW

During the 2024-2025 school year, Alaska preschool enrolled 1,141 children, a decrease of 176 from the prior year. State spending totaled \$8,158,561, down \$1,145,285 (12%), adjusted for inflation, since last year. State spending per child equaled \$7,150 in 2024-2025, up \$86 from 2023-2024, adjusted for inflation. Alaska met an average of 2.3 of 10 quality standards benchmarks.

WHAT'S NEW

The Governor's fiscal year 2026 budget includes funding for the Alaska Pre-Elementary program, so the preschool program will remain intact for the 2026-27 school year.

In December 2025, Alaska was awarded a federal PDG B-5 Systems Building Grant totaling \$4,917,000 to support system building and strengthen ECE programs in a mixed-delivery system, improve system efficiency and collaboration, and raise the overall quality of programs.

BACKGROUND

Since the 1980s, Alaska has supplemented federal funding for Head Start programs in an effort to enhance school readiness and professional development and expand opportunities for children and families. During the 2024-2025 program year, the state provided \$13 million to support Head Start and Early Head Start programs in Alaska.

In 2009-2010, the state launched the Alaska Pre-Kindergarten pilot program for school districts, now known as the Alaska Pre-Elementary program. In 2015, the state changed the way competitive grants were offered to include two types of grantees. Districts new to the program would apply for a 3-year Pre-Elementary Development Grant geared toward strategic planning to begin implementing or supporting existing Pre-Elementary goals. Previously funded grantees could apply for three-year renewal grants to support the program while the districts worked towards sustainability of the program once the state grant funding ended. Development grants were geared toward strategic planning to begin implementing or supporting existing Pre-Elementary goals until they could be switched to renewal grants.

Starting in the 2020-2021 school year, the Department posted a request for applications for a three-year Pre-Elementary Grant. Any school district was eligible to apply for this competitive grant. Seventeen districts were awarded a Pre-Elementary Grant for the three-year grant cycle starting on July 1, 2020, and ending June 30, 2023. A new application was posted in Spring of 2023, open to all school districts to either start a preschool program or continue and improve their existing program for children ages three to five years. Starting July 1, 2023, nine school districts were awarded the Pre-Elementary Grant. Dependent upon annual legislative funding of \$3.2 million, the districts will receive grant funding through June 30, 2027. The financial support is part of an effort to promote school readiness and positive outcomes for participating 3-to-5-year-old children. The funds also offer admission to additional children and families whenever possible.

Starting with the 2023-24 school year, the state awarded Early Education Program (EEP) Grants to seven districts, on a 3-year cycle. These districts are working towards meeting Alaska's Early Education Program Standards. One district, Anchorage, was included in the 0.5 ADM Approval Pre-K program, which includes stable funding through Alaska's base student allocation formula for 4- and 5-year-old pre-elementary students at 0.5 Average Daily Membership (ADM). In 2024-25, two EEP districts moved to the 0.5 ADM Approval Pre-K Program and two additional districts moved into EEP. EEP districts will continue to shift into the 0.5 ADM program as they meet all the quality components.

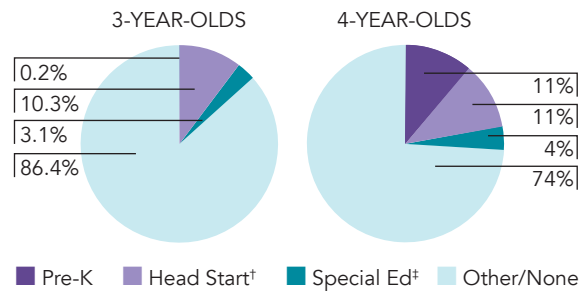
Alaska's overall support for state-funded preschool is depicted in the first two pages of this state profile. The third page focuses on Pre-Elementary, the fourth page on EEP, and the fifth page on 0.5 ADM.

ALASKA STATE OVERVIEW

ACCESS

Total state pre-K enrollment	1,141
Special education enrollment, ages 3 and 4	1,035
Federally funded Head Start enrollment, ages 3 and 4	1,963
State-funded Head Start enrollment, ages 3 and 4.....	Not reported

PERCENT OF POPULATION ENROLLED IN PUBLIC ECE

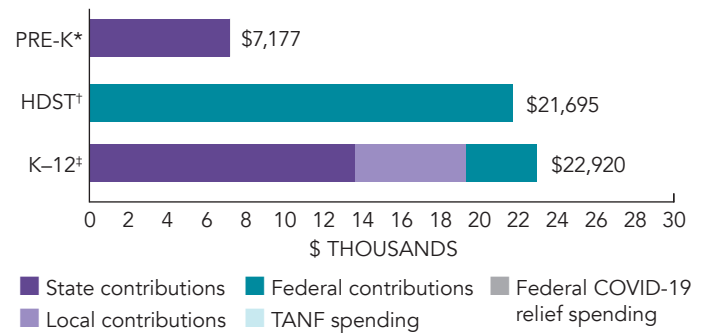


† Some Head Start children may also be counted in state pre-K.
‡ Estimates children in special education not also enrolled in state pre-K or Head Start.

RESOURCES

Total state pre-K spending	\$8,158,561
State Head Start spending	Not reported
State spending per child enrolled	\$7,150
All reported spending per child enrolled*	\$7,177

SPENDING PER CHILD ENROLLED



* Pre-K programs may receive additional funds from federal or local sources that are not included in this figure.
† Head Start per-child spending includes funding only for 3- and 4-year-olds.
‡ K-12 expenditures include capital spending as well as current operating expenditures.

ACCESS RANKINGS	
4-YEAR-OLDS	3-YEAR-OLDS
39	36

RESOURCE RANKINGS	
STATE SPENDING	ALL REPORTED SPENDING
20	30

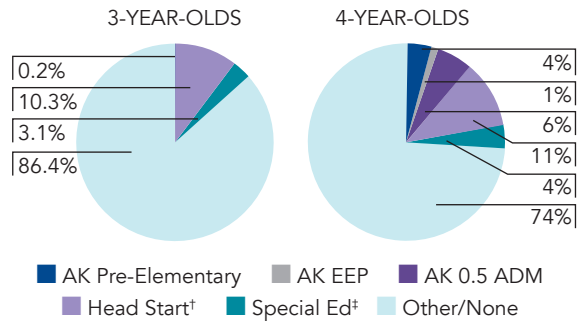
TOTAL BENCHMARKS MET
2.3

ALASKA PRE-ELEMENTARY PROGRAMS

ACCESS

Total state pre-K enrollment	363
School districts that offer state program	13%
Income requirement	No income requirement
Minimum hours of operation	Determined locally
Operating schedule	Determined locally

PERCENT OF POPULATION ENROLLED IN PUBLIC ECE



† Some Head Start children may also be counted in state pre-K.
‡ Estimates children in special education not also enrolled in state pre-K or Head Start.

QUALITY STANDARDS CHECKLIST

POLICY	AK PRE-ELEMENTARY REQUIREMENT	BENCHMARK	REQUIREMENT MEETS BENCHMARK?
Early learning & development standards	Comprehensive, aligned, supported, culturally sensitive	Comprehensive, aligned, supported, culturally sensitive	<input checked="" type="checkbox"/>
Curriculum supports	Approval process	Approval process & supports	<input type="checkbox"/>
Teacher degree	BA (lead teacher); HSD (classroom teacher)	BA	<input type="checkbox"/>
Teacher specialized training	Alaska Teaching Certificate	Specializing in pre-K	<input type="checkbox"/>
Assistant teacher degree	HSD	CDA or equivalent	<input type="checkbox"/>
Staff professional development	6 credit hours/5 year (lead teacher only); PD plans (some teachers)	For teachers & assistants: At least 15 hours/year; individual PD plans; Coaching	<input type="checkbox"/>
Maximum class size	Determined locally	20 or lower	<input type="checkbox"/>
Staff-child ratio	Determined locally	1:10 or better	<input type="checkbox"/>
Screening & referral	Immunizations, Developmental; Referrals recommended	Vision, hearing & health screenings; & referral	<input type="checkbox"/>
Continuous quality improvement system	None	Structured classroom observations; data used for program improvement	<input type="checkbox"/>

For more information about the benchmarks, see the Executive Summary and Roadmap to State Profile Pages.

1

RESOURCES

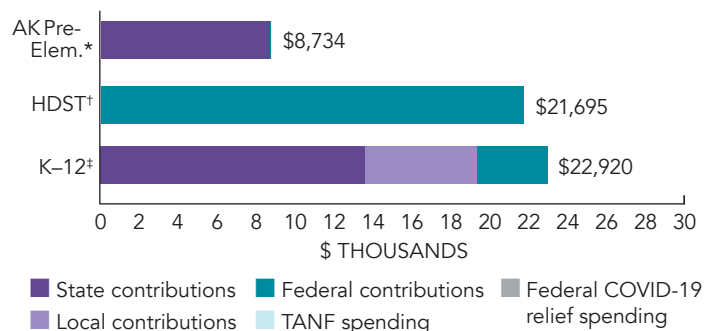
Total state pre-K spending	\$3,140,615
Local match required?	No
State spending per child enrolled	\$8,652
All reported spending per child enrolled*	\$8,734

* Pre-K programs may receive additional funds from federal or local sources that are not included in this figure.

† Head Start per-child spending includes funding only for 3- and 4-year-olds.

‡ K-12 expenditures include capital spending as well as current operating expenditures.

SPENDING PER CHILD ENROLLED

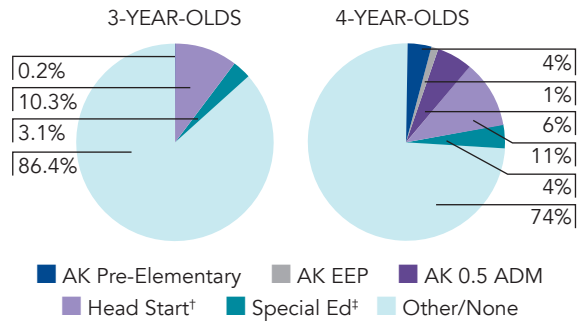


ALASKA EARLY EDUCATION PROGRAM GRANT (EEP)

ACCESS

Total state pre-K enrollment.....	197
School districts that offer state program.....	17%
Income requirement.....	No income requirement
Minimum hours of operation.....	2 hours/day; 5 days/week
Operating schedule.....	Determined locally

PERCENT OF POPULATION ENROLLED IN PUBLIC ECE



AK Pre-Elementary AK EEP AK 0.5 ADM
 Head Start† Special Ed‡ Other/None
 † Some Head Start children may also be counted in state pre-K.
 ‡ Estimates children in special education not also enrolled in state pre-K or Head Start.

QUALITY STANDARDS CHECKLIST

POLICY	AK EEP REQUIREMENT	BENCHMARK	REQUIREMENT MEETS BENCHMARK?
Early learning & development standards	Comprehensive, aligned, supported, culturally sensitive	Comprehensive, aligned, supported, culturally sensitive	<input checked="" type="checkbox"/>
Curriculum supports	Approval process	Approval process & supports	<input type="checkbox"/>
Teacher degree	BA (lead teacher); HSD (classroom teacher)	BA	<input type="checkbox"/>
Teacher specialized training	6 ECE credits within 2 years of hire (lead teacher only); None (classroom teacher)	Specializing in pre-K	<input type="checkbox"/>
Assistant teacher degree	HSD	CDA or equivalent	<input type="checkbox"/>
Staff professional development	6 credit hours/5 years (lead teacher only); PD plans (some teachers)	For teachers & assistants: At least 15 hours/year; individual PD plans; Coaching	<input type="checkbox"/>
Maximum class size	20 (4-year-olds)	20 or lower	<input checked="" type="checkbox"/>
Staff-child ratio	2:20 (4-year-olds)	1:10 or better	<input checked="" type="checkbox"/>
Screening & referral	Developmental; Referrals	Vision, hearing & health screenings; & referral	<input type="checkbox"/>
Continuous quality improvement system	None	Structured classroom observations; data used for program improvement	<input type="checkbox"/>

For more information about the benchmarks, see the Executive Summary and Roadmap to State Profile Pages.

3

RESOURCES

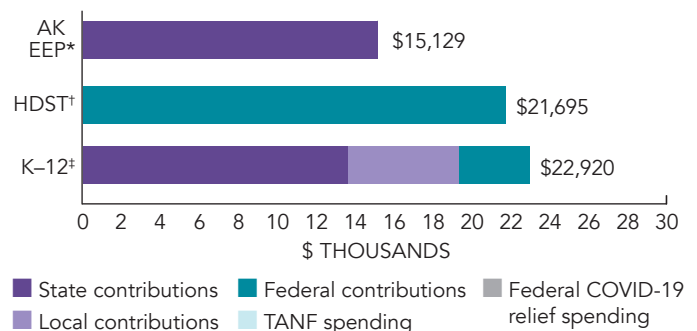
Total state pre-K spending	\$2,989,364
Local match required?.....	No
State spending per child enrolled	\$15,129
All reported spending per child enrolled*	\$15,129

* Pre-K programs may receive additional funds from federal or local sources that are not included in this figure.

† Head Start per-child spending includes funding only for 3- and 4-year-olds.

‡ K-12 expenditures include capital spending as well as current operating expenditures.

SPENDING PER CHILD ENROLLED

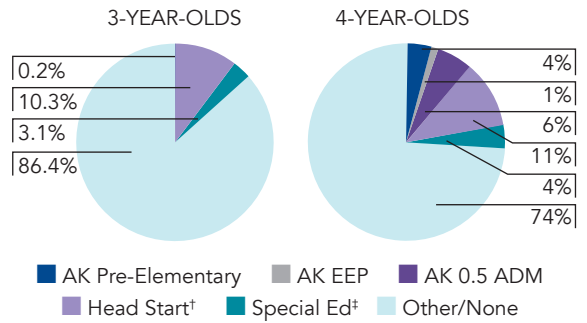


ALASKA 0.5 ADM APPROVED EARLY EDUCATION PROGRAM

ACCESS

Total state pre-K enrollment.....	581
School districts that offer state program.....	6%
Income requirement.....	No income requirement
Minimum hours of operation.....	2 hours/day; 5 days/week
Operating schedule.....	Determined locally

PERCENT OF POPULATION ENROLLED IN PUBLIC ECE



† Some Head Start children may also be counted in state pre-K.
‡ Estimates children in special education not also enrolled in state pre-K or Head Start.

QUALITY STANDARDS CHECKLIST

POLICY	AK 0.5 ADM REQUIREMENT	BENCHMARK	REQUIREMENT MEETS BENCHMARK?
Early learning & development standards	Comprehensive, aligned, supported, culturally sensitive	Comprehensive, aligned, supported, culturally sensitive	<input checked="" type="checkbox"/>
Curriculum supports	Approval process	Approval process & supports	<input type="checkbox"/>
Teacher degree	BA (lead teacher); HSD (classroom teacher)	BA	<input type="checkbox"/>
Teacher specialized training	6 ECE credits within 2 years of hire (lead teacher only); None (classroom teacher)	Specializing in pre-K	<input type="checkbox"/>
Assistant teacher degree	HSD	CDA or equivalent	<input type="checkbox"/>
Staff professional development	6 credit hours/5 years (lead teacher only); PD plans (some teachers)	For teachers & assistants: At least 15 hours/year; individual PD plans; Coaching	<input type="checkbox"/>
Maximum class size	20 (4-year-olds)	20 or lower	<input checked="" type="checkbox"/>
Staff-child ratio	2:20 (4-year-olds)	1:10 or better	<input checked="" type="checkbox"/>
Screening & referral	Developmental; Referrals	Vision, hearing & health screenings; & referral	<input type="checkbox"/>
Continuous quality improvement system	None	Structured classroom observations; data used for program improvement	<input type="checkbox"/>

For more information about the benchmarks, see the Executive Summary and Roadmap to State Profile Pages.

3

RESOURCES

Total state pre-K spending	\$2,037,583
Local match required?.....	No
State spending per child enrolled	\$3,507
All reported spending per child enrolled*	\$3,507

* Pre-K programs may receive additional funds from federal or local sources that are not included in this figure.

† Head Start per-child spending includes funding only for 3- and 4-year-olds.

‡ K-12 expenditures include capital spending as well as current operating expenditures.

SPENDING PER CHILD ENROLLED

