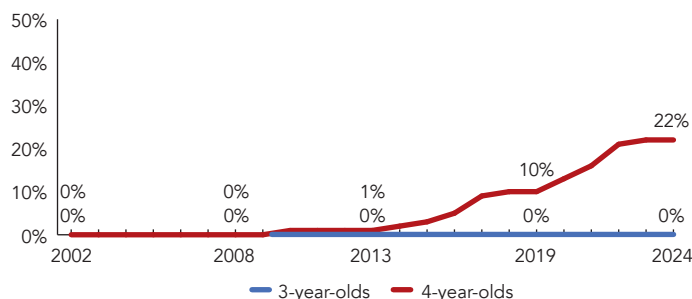
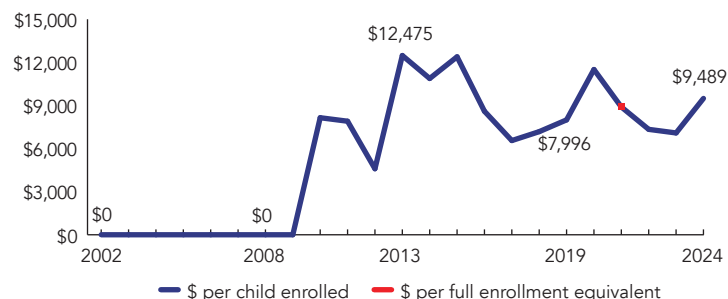


Rhode Island

PERCENT OF STATE POPULATION ENROLLED



STATE SPENDING PER CHILD ENROLLED
(2024 DOLLARS)



OVERVIEW

During the 2023-2024 school year, Rhode Island preschool enrolled 2,364 children, the same as in 2022-2023. State spending totaled \$22,430,859, up \$5,679,404 (34%), adjusted for inflation, since last year. State spending per child equaled \$9,489 in 2023-2024 up \$2,402 from 2022-2023, adjusted for inflation. Rhode Island met 10 of 10 quality standards benchmarks.

WHAT'S NEW

In 2024-2025, Rhode Island State Pre-Kindergarten Program received a \$7 million influx of state funds for expansion and teacher increases. The Governor has a goal to reach 5,000 seats by FY28. Rhode Island remains committed to the high-quality pre-K programming that the model was built on and is being thoughtful on expansion, developing relationships and coaching models with programs interested in applying for RI Pre-K. To that end, Rhode Island Pre-K increased the number of required hours of in-service professional development for lead and assistant teachers in public and nonpublic schools from 20 hours to 24 hours per year.

Additionally, in September 2024, Rhode Island was one of 10 states and D.C. awarded a 3-year federal renewal Preschool Development Grant B-5 (PDG B-5) totaling \$4,945,055 annually. The PDG B-5 renewal grant is intended to carry out the strategic plans developed with the 2023 planning grants, which focused on RI Pre-K Monitoring and Continuous Quality Improvement, RI Pre-K Lottery system enhancements, Enhancing the RI Start Early System (RISES) and Program Quality Improvements.

BACKGROUND

The Rhode Island State Pre-Kindergarten Program, launched in 2009, is provided in public schools, Head Start programs, and private childcare. All children who turn four years old by September 1 and are living in participating communities are eligible for the program, even though enrollment is determined by lottery.

The Rhode Island Department of Education (RIDE) oversees the pre-K program, funded through an Early Childhood Categorical line, created in 2010, within RIDE's state-budget. Using a phased-in approach, \$10 million was invested over ten years to expand access to high quality pre-K, commencing with communities containing a high proportion of children eligible for free or reduced-price lunch.

In 2014, Rhode Island received a \$19 million federal Preschool Development Grant (PDG) to expand access to its high-quality pre-K program. This funding was used to expand access in high-need communities and to enhance program monitoring, evaluation, and technical assistance. Enrollment nearly doubled between the 2015-2016 and 2016-2017 school years as a result of the PDG support which leveled off (as planned), in 2017-2018 and 2018-2019.

Teachers in the program must hold a bachelor's degree in early childhood. The Rhode Island Department of Elementary and Secondary Education provides training and technical assistance through a vendor to all staff on an ongoing basis. The Rhode Island Pre-Kindergarten Program has been assessed for both process quality and program impact/child outcomes, including classroom quality and child outcomes in literacy, arithmetic, and social-emotional development.

ACCESS RANKINGS	
4-YEAR-OLDS	3-YEAR-OLDS
29	None Served

RESOURCE RANKINGS	
STATE SPENDING	ALL REPORTED SPENDING
11	18

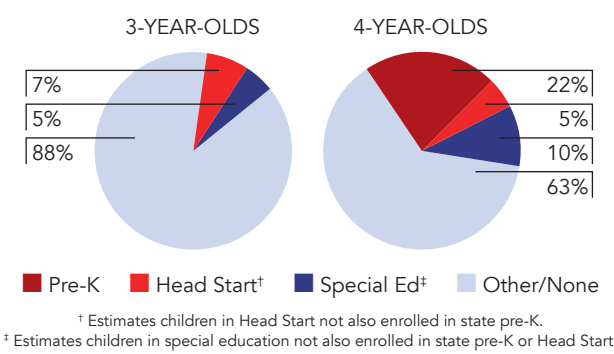
TOTAL BENCHMARKS MET
10

RHODE ISLAND STATE PRE-KINDERGARTEN PROGRAM

ACCESS

Total state pre-K enrollment.....	2,364
School districts that offer state program.....	49% (communities)
Income requirement.....	No income requirement
Minimum hours of operation.....	6 hours/day; 5 days/week
Operating schedule.....	School or academic year
Special education enrollment, ages 3 and 4	2,081
Federally funded Head Start enrollment, ages 3 and 4	1,502
State-funded Head Start enrollment, ages 3 and 4.....	130

PERCENT OF POPULATION ENROLLED IN PUBLIC ECE



QUALITY STANDARDS CHECKLIST

POLICY	RI PRE-K REQUIREMENT	BENCHMARK	REQUIREMENT MEETS BENCHMARK?
Early learning & development standards	Comprehensive, aligned, supported, culturally sensitive	Comprehensive, aligned, supported, culturally sensitive	✓
Curriculum supports	Approval process & supports	Approval process & supports	✓
Teacher degree	BA	BA	✓
Teacher specialized training	ECE	Specializing in pre-K	✓
Assistant teacher degree	HSD + 12 college credits in ECE/CD or a CDA	CDA or equivalent	✓
Staff professional development	24 hours/year; PD plans; Coaching	For teachers & assistants: At least 15 hours/year; individual PD plans; coaching	✓
Maximum class size	20 (4-year-olds)	20 or lower	✓
Staff-child ratio	1:10 (4-year-olds)	1:10 or better	✓
Screening & referral	Vision, hearing, health & more	Vision, hearing & health screenings; & referral	✓
Continuous quality improvement system	Structured classroom observations; Data used for program improvement	Structured classroom observations; data used for program improvement	✓

For more information about the benchmarks, see the Executive Summary and Roadmap to State Profile Pages.

10

RESOURCES

Total state pre-K spending	\$22,430,859
Local match required?	No
State Head Start spending	\$1,190,000
State spending per child enrolled	\$9,489
All reported spending per child enrolled*	\$10,039

* Pre-K programs may receive additional funds from federal or local sources that are not included in this figure.
† Head Start per-child spending includes funding only for 3- and 4-year-olds.
‡ K-12 expenditures include capital spending as well as current operating expenditures.

SPENDING PER CHILD ENROLLED

