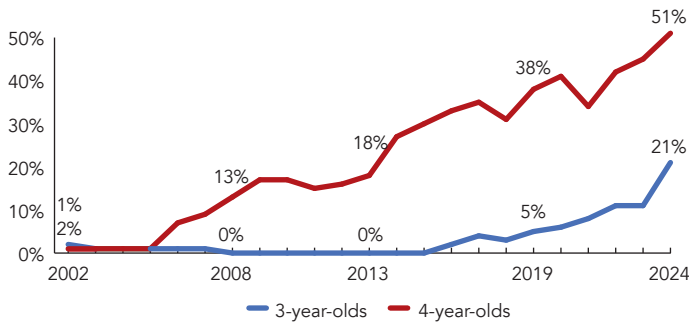
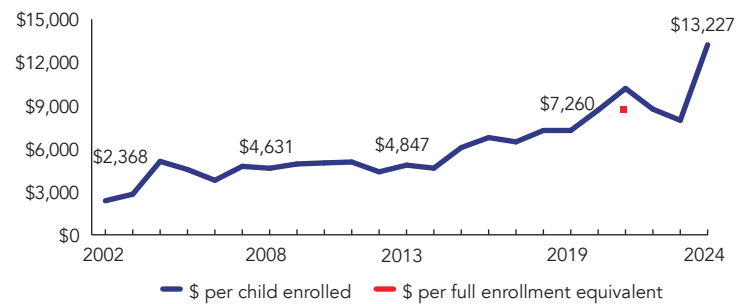


# New Mexico

PERCENT OF STATE POPULATION ENROLLED



STATE SPENDING PER CHILD ENROLLED  
(2024 DOLLARS)



## OVERVIEW

During the 2023-2024 school year, New Mexico PreK programs enrolled 16,095 children, an increase of 2,868 from the prior year. State spending totaled \$212,888,058, up \$107,488,625 (102%), adjusted for inflation, from the prior year. State spending per child equaled \$13,227 in 2023-2024, up \$5,258 from 2022-2023, adjusted for inflation. New Mexico met 9 of 10 quality standards benchmarks.

## WHAT'S NEW

During the 2023 New Mexico legislative session, nearly \$100 million from the Land Grant Permanent Fund was appropriated to the Early Childhood Education and Care Department (ECECD) to award a total of 279 NM PreK grants to 84 school district programs and 195 community-based programs, family child care providers, Tribal governments (funding 554 new Tribal PreK slots), and Head Start grantees. This was the largest expansion of NM PreK ever. The funding was also used to significantly expand instructional hours, including an extended plus option, and increased the wages of NM PreK teachers in the awarded programs.

In the 2023-2024 school year, NM PreK programs received a significant increase in the per-child rate to reflect higher salaries for teachers and assistant teachers and an increase in instructional hours. In addition, there were increases for transportation costs and funding for research-based curricula. The state also expanded enrollment of three-year olds in public schools.

## BACKGROUND

NM PreK launched in the 2005-2006 school year with the enactment of the Pre-Kindergarten Act. With the passage of the Early Childhood Education and Care Department Act in 2019, the program is now administered by ECECD, which funds and monitors NM PreK programs in both school-and community based settings. In the 2023-2024 school year, 94% of school districts offered NM PreK.

NM PreK funding is awarded through a competitive grant process, with priority given to programs in communities with public elementary schools designated as Title I. Two-thirds of enrolled children at each program site must live in the attendance zone of a Title I elementary school, though eligibility is not determined by family income.

The number of hours and days per week varies by program, with a minimum of 540 hours per year. In 2023-2024, the minimum hours for full-day NM PreK increased from 900 to 1,080 and the extended-plus program option provided a minimum of 1,380 hours over the full calendar year. In 2023-2024, nearly 96% of all children enrolled were in a full-day Pre-K program. Some families access child care assistance funding to support for wraparound care.

ACCESS RANKINGS	
4-YEAR-OLDS	3-YEAR-OLDS
12	6

RESOURCE RANKINGS	
STATE SPENDING	ALL REPORTED SPENDING
5	6

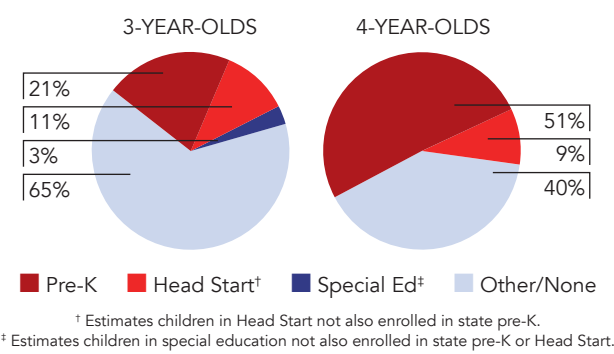
TOTAL BENCHMARKS MET
9

NEW MEXICO PREK

ACCESS

Total state pre-K enrollment.....	16,095
School districts that offer.....	94% + 10 Charter state program
Income requirement.....	No income requirement
Minimum hours of operation.....	3 hours/day
Operating schedule.....	Determined locally
Special education enrollment, ages 3 and 4 .....	Not reported
Federally funded Head Start enrollment, ages 3 and 4 .....	5,486
State-funded Head Start enrollment, ages 3 and 4.....	0

PERCENT OF POPULATION ENROLLED IN PUBLIC ECE



QUALITY STANDARDS CHECKLIST

POLICY	NM PRE-K REQUIREMENT	BENCHMARK	REQUIREMENT MEETS BENCHMARK?
Early learning & development standards	Comprehensive, aligned, supported, culturally sensitive	Comprehensive, aligned, supported, culturally sensitive	<input checked="" type="checkbox"/>
Curriculum supports	Approval process & supports	Approval process & supports	<input checked="" type="checkbox"/>
Teacher degree	BA (public); Working toward BA (nonpublic)	BA	<input type="checkbox"/>
Teacher specialized training	ECE, CD, ECE SpEd (public); ECE, CD (nonpublic)	Specializing in pre-K	<input checked="" type="checkbox"/>
Assistant teacher degree	AA in ECE	CDA or equivalent	<input checked="" type="checkbox"/>
Staff professional development	24 hours/year; PD plans; Coaching	For teachers & assistants: At least 15 hours/year; individual PD plans; coaching	<input checked="" type="checkbox"/>
Maximum class size	16 (3-year-olds); 20 (4-year-olds)	20 or lower	<input checked="" type="checkbox"/>
Staff-child ratio	1:8 (3-year-olds); 1:10 (4-year-olds)	1:10 or better	<input checked="" type="checkbox"/>
Screening & referral	Vision, hearing, health & more	Vision, hearing & health screenings; & referral	<input checked="" type="checkbox"/>
Continuous quality improvement system	Structured classroom observations; Data used for program improvement	Structured classroom observations; data used for program improvement	<input checked="" type="checkbox"/>

For more information about the benchmarks, see the Executive Summary and Roadmap to State Profile Pages.

9

RESOURCES

Total state pre-K spending .....	\$212,888,058
Local match required? .....	No
State Head Start spending .....	\$5,419,268
State spending per child enrolled .....	\$13,227
All reported spending per child enrolled* .....	\$13,227

\* Pre-K programs may receive additional funds from federal or local sources that are not included in this figure.  
† Head Start per-child spending includes funding only for 3- and 4-year-olds.  
‡ K-12 expenditures include capital spending as well as current operating expenditures.

SPENDING PER CHILD ENROLLED

