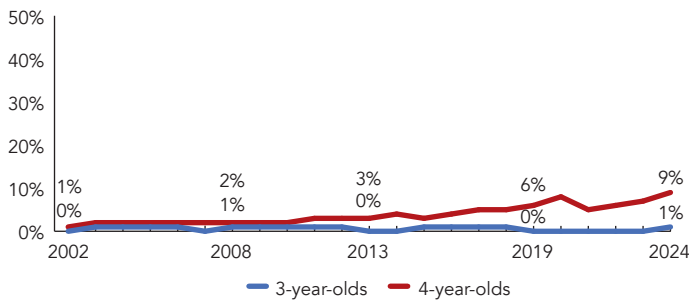
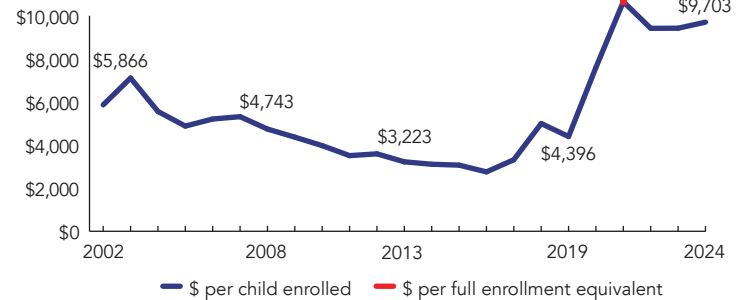


Nevada

PERCENT OF STATE POPULATION ENROLLED



STATE SPENDING PER CHILD ENROLLED
(2024 DOLLARS)



OVERVIEW

During the 2023-2024 school year, Nevada preschool enrolled 3,606 children, an increase of 1,125 from the prior year. State spending totaled \$31,825,701, and an additional \$3,162,160 in federal recovery funds supported the program, up \$11,615,598 (50%), adjusted for inflation, since last year. State spending per child (including federal recovery funds) equaled \$9,703 in 2023-2024, up \$282 from 2022-2023, adjusted for inflation. Nevada met 7 of 10 quality standards benchmarks.

WHAT'S NEW

The 2023 Legislative session passed the Early Childhood Innovation Literacy Program (ECILP) to expand and enhance a literacy program for children under the age of six. The \$70 million allocated funds were used to increase access to State Pre-K through expanding income eligibility and including 3-year-olds, early literacy related innovations and interventions, and funding for infrastructure needs related to serving students under 6-years-old.

In December 2022, Nevada was awarded a federal Preschool Development Grant Birth through Five (PDG B-5) renewal grant for \$10 million. Funds are being used for a variety of activities including funding a pilot program which will allow family child care homes to participate in state-funded preschool.

BACKGROUND

The Nevada Ready! State Pre-K (NR!PK) (formerly known as the Nevada State Pre-Kindergarten Program) began in 2001. Programs operate in both community-based organizations and school districts. During the 2023-2024 school year, NR!PK operated in 10 LEAs and 4 CBOs, and the state funded grant (ECILP) added two additional LEAs. In total, 13 of 17 counties offer State Pre-K. The Office of Early Learning and Development (OELD) within the Nevada Department of Education (NDE) is responsible for administering multiple early childhood state and federal funding sources including State Pre-K. Beginning in 2019- 2020, pre-K funds were no longer awarded through competitive grants but were instead distributed to existing school districts or programs based on the previous year's final expenditures.

Districts and programs determine eligibility based on highest need, which can include children from low-income families, those who are homeless, English Language Learners, or children receiving special education services. NR!PK eligibility is set at 200% of FPL based on previous Preschool Development Grant (PDG) requirements. Programs can serve other children that do not meet the income requirement if there are no income eligible children on the waiting list and/or if they are braiding funds.

ACCESS RANKINGS	
4-YEAR-OLDS	3-YEAR-OLDS
41	31

RESOURCE RANKINGS	
STATE SPENDING	ALL REPORTED SPENDING
10	21

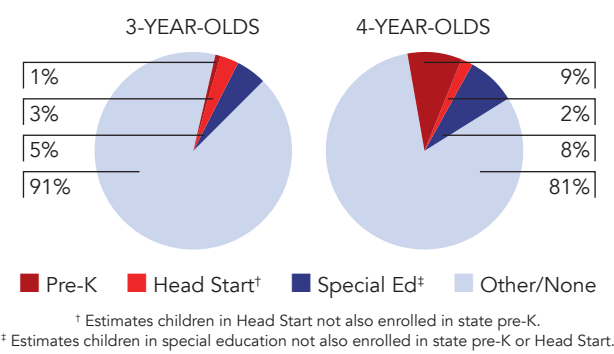
TOTAL BENCHMARKS MET
7

NEVADA READY! STATE PRE-K

ACCESS

Total state pre-K enrollment	3,606
School districts that offer state program	71% (LEAs) & 4 community-based organizations
Income requirement	200% FPL (NR!PK); 250% FPL (ECILP)
Minimum hours of operation	5 hours/day or 25 hours/week
Operating schedule	Determined locally
Special education enrollment, ages 3 and 4	4,899
Federally funded Head Start enrollment, ages 3 and 4	2,068
State-funded Head Start enrollment, ages 3 and 4	0

PERCENT OF POPULATION ENROLLED IN PUBLIC ECE



QUALITY STANDARDS CHECKLIST

POLICY	NV PRE-K REQUIREMENT	BENCHMARK	REQUIREMENT MEETS BENCHMARK?
Early learning & development standards	Comprehensive, aligned, supported, culturally sensitive	Comprehensive, aligned, supported, culturally sensitive	<input checked="" type="checkbox"/>
Curriculum supports	Approval process & supports	Approval process & supports	<input checked="" type="checkbox"/>
Teacher degree	BA (public); BA (waiver if enrolled in TEACH, nonpublic)	BA	<input type="checkbox"/>
Teacher specialized training	ECE	Specializing in pre-K	<input checked="" type="checkbox"/>
Assistant teacher degree	HSD	CDA or equivalent	<input type="checkbox"/>
Staff professional development	6 credit hours/5 years (public); 24 hours/year (nonpublic)	For teachers & assistants: At least 15 hours/year; individual PD plans; coaching	<input type="checkbox"/>
Maximum class size	20 (3- & 4-year-olds)	20 or lower	<input checked="" type="checkbox"/>
Staff-child ratio	1:10 (3- & 4-year-olds)	1:10 or better	<input checked="" type="checkbox"/>
Screening & referral	Vision, hearing, health & more	Vision, hearing & health screenings; & referral	<input checked="" type="checkbox"/>
Continuous quality improvement system	Structured classroom observations; Data used for program improvement	Structured classroom observations; data used for program improvement	<input checked="" type="checkbox"/>

For more information about the benchmarks, see the Executive Summary and Roadmap to State Profile Pages.

7

RESOURCES

Total state pre-K spending	\$34,987,861
Local match required?	No
State Head Start spending	\$0
State spending per child enrolled	\$9,703
All reported spending per child enrolled*	\$9,703

* Pre-K programs may receive additional funds from federal or local sources that are not included in this figure.
† Head Start per-child spending includes funding only for 3- and 4-year-olds.
‡ K-12 expenditures include capital spending as well as current operating expenditures.

SPENDING PER CHILD ENROLLED

