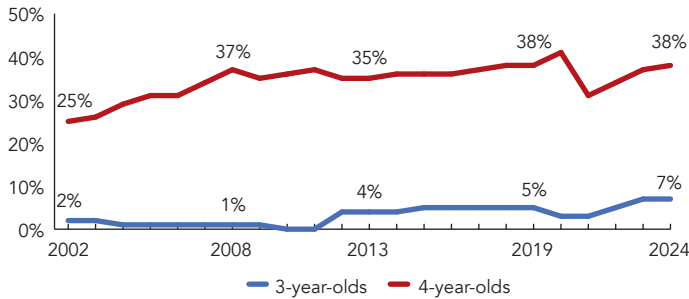
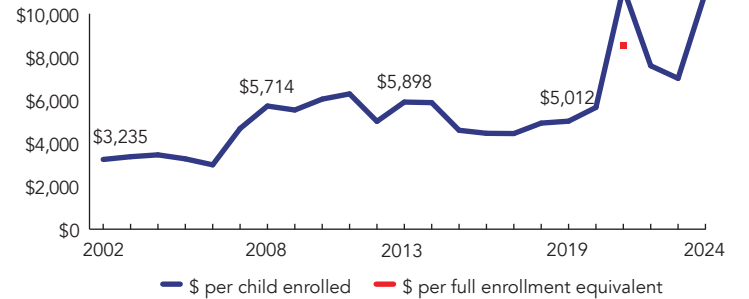


# Maryland

PERCENT OF STATE POPULATION ENROLLED



STATE SPENDING PER CHILD ENROLLED  
(2024 DOLLARS)



## OVERVIEW

During the 2023-2024 school year, Maryland preschool enrolled 32,972 children, an increase of 1,065 from the prior year. State spending totaled \$358,063,870 and an additional \$3,854,423 in federal recovery funds supported the program, up \$138,649,029 (62%), adjusted for inflation, since last year. State spending per child (including federal recovery funds) equaled \$10,977 in 2023-2024, up \$3,979 from 2022-2023, adjusted for inflation. Maryland met 8 of 10 quality standards benchmarks.

## WHAT'S NEW

During the 2023-2024 school year, Maryland increased efforts to include more programs in the Maryland Prekindergarten Program, specifically child care centers, family child care homes, and Head Start programs. Maryland has launched an awareness campaign entitled "Push to Pre-K" to provide information and support to programs seeking to participate in the state program, per the Blueprint for Maryland's Future. Targeted outreach and technical assistance are provided to support private providers to successfully enter the program.

Enrollment in the Maryland Prekindergarten Program also continues to increase. Legislative changes and enhancements that support the Blueprint for Maryland's Future have provided the opportunity for this growth. House Bills were passed to expand pathways to qualify as a lead teacher and assistant teacher allowing more programs to meet eligibility requirements. Additionally, a House Bill that ensures participating Head Start programs receive full per-child funding, increasing the opportunity to blend and braid Head Start and state Prekindergarten funds.

## BACKGROUND

Maryland created the Extended Elementary Education Program (EEEP) in 1980 as a pilot preschool program in Baltimore City and Prince George's County. The Maryland Prekindergarten Program was started in 2002, giving local boards of education until 2007 to provide pre-K in public schools to all 4-year-olds from families with incomes at or below 185% FPL. Maryland enacted the Prekindergarten Expansion Act in 2014, adding \$4.3 million per year to increase access to full-day public pre-K for 4-year-olds from families with household incomes up to 300% FPL.

The Division of Early Childhood (DEC) in the MSDE is responsible for early care and education. Funding for the Maryland Prekindergarten Program is provided through a school funding formula and is based on the K-12 per pupil amount, to support eligible children attending half-day programs. DEC staff monitor pre-K programs funded through the Prekindergarten Expansion Grants annually, using a self-developed checklist. Prekindergarten Expansion Grantees are required to participate in Maryland EXCELS, the state's QRIS, and are able to access targeted technical assistance.

Maryland also has "Judy Centers" located in Title 1 schools that work collaboratively with elementary schools and community-based providers to offer comprehensive, year-round early learning services for children birth to age five.

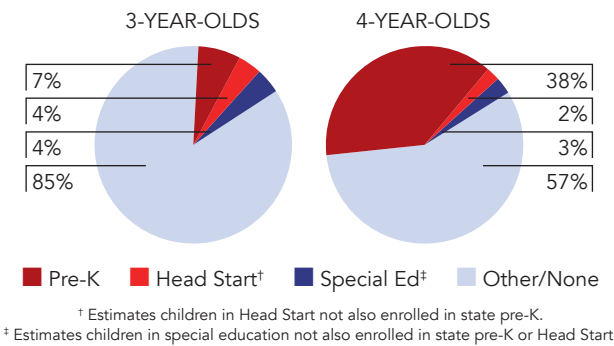
ACCESS RANKINGS		RESOURCE RANKINGS		TOTAL BENCHMARKS MET
4-YEAR-OLDS	3-YEAR-OLDS	STATE SPENDING	ALL REPORTED SPENDING	
18	20	9	4	8

MARYLAND PREKINDERGARTEN PROGRAM

ACCESS

Total state pre-K enrollment .....	32,972
School districts that offer state program .....	100%
Income requirement .....	185% FPL (part-day); 300% FPL (full-day)
Minimum hours of operation .....	2.5 hours/day; 5 days/week
Operating schedule .....	School or academic year
Special education enrollment, ages 3 and 4 .....	10,962
Federally funded Head Start enrollment, ages 3 and 4 .....	5,174
State-funded Head Start enrollment, ages 3 and 4 .....	0

PERCENT OF POPULATION ENROLLED IN PUBLIC ECE



QUALITY STANDARDS CHECKLIST

POLICY	MD PRE-K REQUIREMENT	BENCHMARK	REQUIREMENT MEETS BENCHMARK?
Early learning & development standards	Comprehensive, aligned, supported, culturally sensitive	Comprehensive, aligned, supported, culturally sensitive	<input checked="" type="checkbox"/>
Curriculum supports	Approval process & supports	Approval process & supports	<input checked="" type="checkbox"/>
Teacher degree	BA	BA	<input checked="" type="checkbox"/>
Teacher specialized training	ECE	Specializing in pre-K	<input checked="" type="checkbox"/>
Assistant teacher degree	HSD	CDA or equivalent	<input type="checkbox"/>
Staff professional development	6 credit hours/5 years (teachers); 24 hours/year (assistants); PD plans	For teachers & assistants: At least 15 hours/year; individual PD plans; coaching	<input type="checkbox"/>
Maximum class size	20 (3- & 4-year-olds)	20 or lower	<input checked="" type="checkbox"/>
Staff-child ratio	1:10 (3- & 4-year-olds)	1:10 or better	<input checked="" type="checkbox"/>
Screening & referral	Vision, hearing, health & more	Vision, hearing & health screenings; & referral	<input checked="" type="checkbox"/>
Continuous quality improvement system	Structured classroom observations; Data used for program improvement	Structured classroom observations; data used for program improvement	<input checked="" type="checkbox"/>

For more information about the benchmarks, see the Executive Summary and Roadmap to State Profile Pages.

RESOURCES

Total state pre-K spending .....	\$361,918,293
Local match required? .....	No
State Head Start spending .....	\$2,440,960
State spending per child enrolled .....	\$10,977
All reported spending per child enrolled* .....	\$17,262

\* Pre-K programs may receive additional funds from federal or local sources that are not included in this figure.  
† Head Start per-child spending includes funding only for 3- and 4-year-olds.  
‡ K-12 expenditures include capital spending as well as current operating expenditures.

SPENDING PER CHILD ENROLLED

