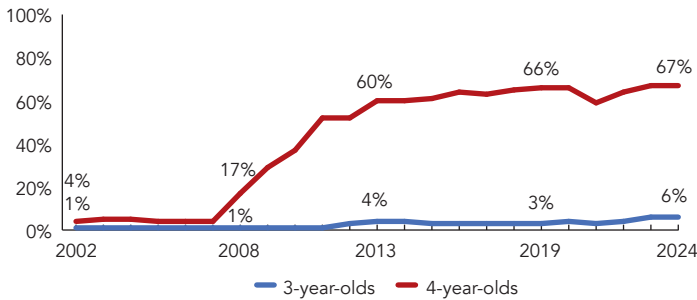
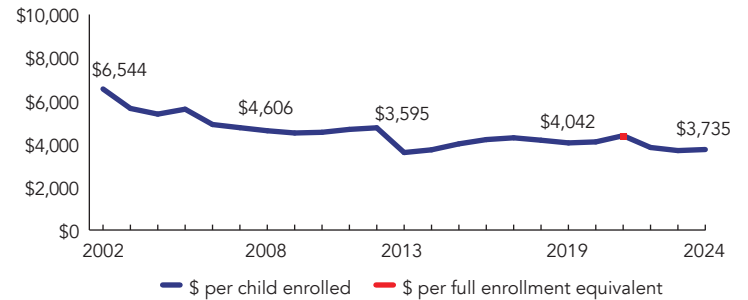


Iowa

PERCENT OF STATE POPULATION ENROLLED



STATE SPENDING PER CHILD ENROLLED
(2024 DOLLARS)



OVERVIEW

During the 2023-2024 school year, Iowa preschool enrolled 28,189 children, a decrease of 5 from the prior year. State spending totaled \$96,606,841, up \$746,282 (1%), adjusted for inflation, since last year. State spending per child equaled \$3,735 in 2023-2024, up \$49 from 2022-2023, adjusted for inflation. Iowa met an average of 8 of 10 quality standard benchmarks.

WHAT'S NEW

During the 2023-2024 school year, Shared Visions (SV) modified its income eligibility guidelines from a family income at or below 130% FPL to 185% FPL, resulting in more children eligible for services.

During the 2023-2024 school year, the Statewide Voluntary Preschool Program (SWVPP) offered LETRS for Early Childhood Educators professional development opportunity to all preschool teachers at no cost. Additionally, during the 2024-2025 school year, state legislation required that literacy instruction for SWVPP include the science of reading concepts and methodologies.

BACKGROUND

Iowa has two state-funded preschool programs: Shared Visions (SV) and the Statewide Voluntary Preschool Program (SWVPP). The SV program has provided services to 3-, 4-, and 5-year-olds since 1989 through competitive grants to public schools, licensed non-profit childcare centers, other public non-profit agencies, and Head Start. SV serves children in part-, school-, or extended-day programs.

Iowa began the SWVPP in 2007 to increase 4-year-olds' access to preschool. All 4-year-olds in the state are eligible to attend SWVPP. Funding for the SWVPP is based on the state funding formula in which 4-year-olds are funded at 50% of the K-12 state aid amount. SWVPP classrooms operate at least 10 hours per week and programs may collaborate with Head Start, other preschool programs, or childcare programs to provide the SWVPP. Some collaborations offer full-day services.

Both SWVPP and SV have undergone formal evaluations. As part of the state longitudinal data system, all children enrolled in either program receive a unique state identification number.

An important difference between the two state-funded preschool programs pertains to child eligibility. SV is a targeted program where at least 80% of children are required to meet income eligibility guidelines (family income at or below 185% FPL). Children can also qualify for the program based on other risk factors but may be required to pay a fee based on a sliding scale. Services within this program are provided in 29 of Iowa's 99 counties through 48 awarded grants. Programming is offered in 23 school district locations (within 16 school districts), representing less than 5% of school districts. In addition, services are provided in 26 other community-based locations, representing 11 organizations. In contrast, SWVPP, is available in 99% of school districts and all resident children who turn four by September 15 are eligible to attend.

SV lead teachers are required to meet the educational qualifications as outlined in the program standards selected within the awarded application. While requirements within selected program standards vary, 66% of lead teachers hold a BA degree or higher in early childhood, child development, or a related field, while another 26% hold an AA degree in early childhood or a related field. All SWVPP lead teachers must have at least a BA and an Iowa teaching license with an early childhood endorsement.

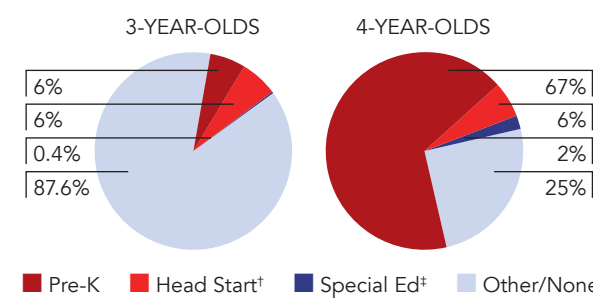
Iowa's overall support for state-funded preschool, including enrollment and funding for SV and SWVPP, is depicted in the first two pages of this state profile. The third page focuses on SV and the fourth page provides information on SWVPP.

IOWA STATE OVERVIEW

ACCESS

Total state pre-K enrollment	28,189
Special education enrollment, ages 3 and 4	4,106
Federally funded Head Start enrollment, ages 3 and 4	4,905
State-funded Head Start enrollment, ages 3 and 4.....	0

PERCENT OF POPULATION ENROLLED IN PUBLIC ECE

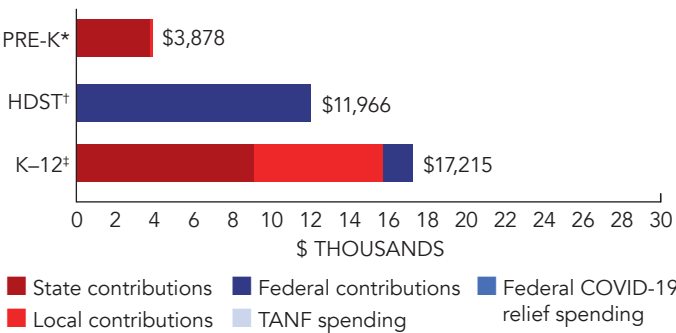


† Some Head Start children may also be counted in state pre-K (SWVPP).
‡ Estimates children in special education not also enrolled in state pre-K or Head Start.

RESOURCES

Total state pre-K spending	\$96,606,841
State Head Start spending	\$0
State spending per child enrolled	\$3,735
All reported spending per child enrolled*	\$3,878

SPENDING PER CHILD ENROLLED



* Pre-K programs may receive additional funds from federal or local sources that are not included in this figure.
† Head Start per-child spending includes funding only for 3- and 4-year-olds.
‡ K-12 expenditures include capital spending as well as current operating expenditures.

ACCESS RANKINGS	
4-YEAR-OLDS	3-YEAR-OLDS
5	21

RESOURCE RANKINGS	
STATE SPENDING	ALL REPORTED SPENDING
41	44

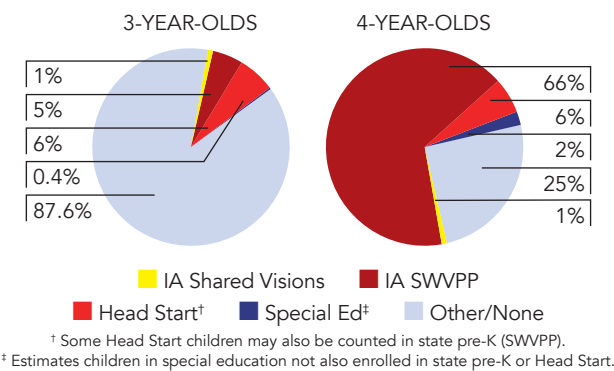
TOTAL BENCHMARKS MET
8

IOWA SHARED VISIONS

ACCESS

Total state pre-K enrollment.....	1,122
School districts that offer state program.....	29% (counties)
Income requirement.....	185% FPL
Minimum hours of operation.....	Determined locally
Operating schedule.....	Determined locally

PERCENT OF POPULATION ENROLLED IN PUBLIC ECE



QUALITY STANDARDS CHECKLIST

POLICY	IA SHARED VISIONS REQUIREMENT	BENCHMARK	REQUIREMENT MEETS BENCHMARK?
Early learning & development standards	Comprehensive, aligned, supported, culturally sensitive	Comprehensive, aligned, supported, culturally sensitive	<input checked="" type="checkbox"/>
Curriculum supports	Approval process & supports	Approval process & supports	<input checked="" type="checkbox"/>
Teacher degree	BA (public); AA (nonpublic)	BA	<input type="checkbox"/>
Teacher specialized training	ECE, CD	Specializing in pre-K	<input checked="" type="checkbox"/>
Assistant teacher degree	CDA or equivalent	CDA or equivalent	<input checked="" type="checkbox"/>
Staff professional development	PD hours based on program standards; PD plans; Coaching (teachers with an active teaching license only)	For teachers & assistants: At least 15 hours/year; individual PD plans; coaching	<input type="checkbox"/>
Maximum class size	17 (3-year-olds); 20 (4-year-olds)	20 or lower	<input checked="" type="checkbox"/>
Staff-child ratio	1:8 (3- & 4-year-olds)	1:10 or better	<input checked="" type="checkbox"/>
Screening & referral	Vision, hearing, health & more	Vision, hearing & health screenings; & referral	<input checked="" type="checkbox"/>
Continuous quality improvement system	Structured classroom observations (every 5 years and determined locally); Data used for program improvement	Structured classroom observations; data used for program improvement	<input type="checkbox"/>

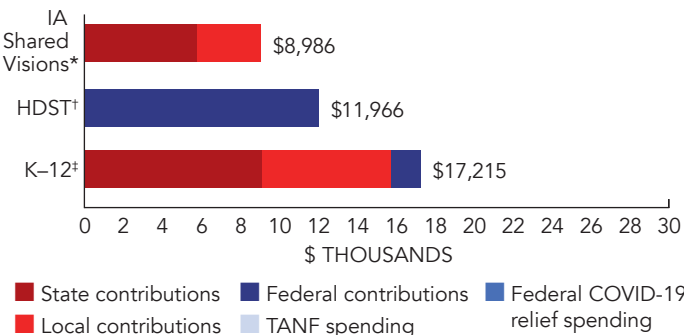
For more information about the benchmarks, see the Executive Summary and Roadmap to State Profile Pages.

RESOURCES

Total state pre-K spending	\$6,391,823
Local match required?	Yes
State spending per child enrolled	\$5,697
All reported spending per child enrolled*	\$8,986

* Pre-K programs may receive additional funds from federal or local sources that are not included in this figure.
† Head Start per-child spending includes funding only for 3- and 4-year-olds.
‡ K-12 expenditures include capital spending as well as current operating expenditures.

SPENDING PER CHILD ENROLLED

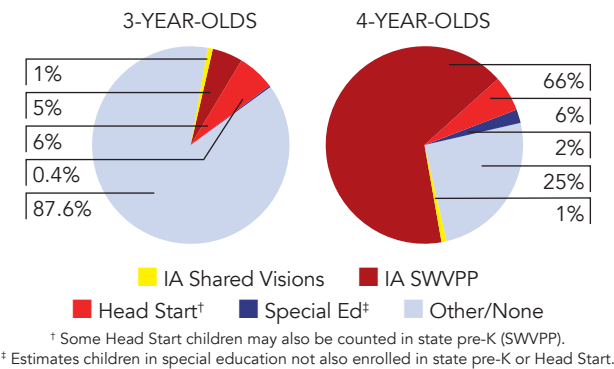


IOWA STATEWIDE VOLUNTARY PRESCHOOL PROGRAM

ACCESS

Total state pre-K enrollment.....	27,067
School districts that offer state program.....	99%
Income requirement.....	No income requirement
Minimum hours of operation.....	10 hours/week
Operating schedule.....	Determined locally

PERCENT OF POPULATION ENROLLED IN PUBLIC ECE



QUALITY STANDARDS CHECKLIST

POLICY	IA SWVPP REQUIREMENT	BENCHMARK	REQUIREMENT MEETS BENCHMARK?
Early learning & development standards	Comprehensive, aligned, supported, culturally sensitive	Comprehensive, aligned, supported, culturally sensitive	<input checked="" type="checkbox"/>
Curriculum supports	Approval process & supports	Approval process & supports	<input checked="" type="checkbox"/>
Teacher degree	BA	BA	<input checked="" type="checkbox"/>
Teacher specialized training	ECE, CD, Elem Ed (with ECE endorsement)	Specializing in pre-K	<input checked="" type="checkbox"/>
Assistant teacher degree	CDA or equivalent	CDA or equivalent	<input checked="" type="checkbox"/>
Staff professional development	15 hours/year recommended; PD plans; Coaching (public only)	For teachers & assistants: At least 15 hours/year; individual PD plans; coaching	<input type="checkbox"/>
Maximum class size	20 (3- & 4-year-olds)	20 or lower	<input checked="" type="checkbox"/>
Staff-child ratio	1:10 (3- & 4-year-olds)	1:10 or better	<input checked="" type="checkbox"/>
Screening & referral	Vision, hearing, health & more	Vision, hearing & health screenings; & referral	<input checked="" type="checkbox"/>
Continuous quality improvement system	Structured classroom observations; Data used for program improvement at the local level only	Structured classroom observations; data used for program improvement	<input type="checkbox"/>

For more information about the benchmarks, see the Executive Summary and Roadmap to State Profile Pages.

RESOURCES

Total state pre-K spending	\$90,215,018
Local match required?	No
State spending per child enrolled	\$3,646
All reported spending per child enrolled*	\$3,646

* Pre-K programs may receive additional funds from federal or local sources that are not included in this figure.
† Head Start per-child spending includes funding only for 3- and 4-year-olds.
‡ K-12 expenditures include capital spending as well as current operating expenditures.

