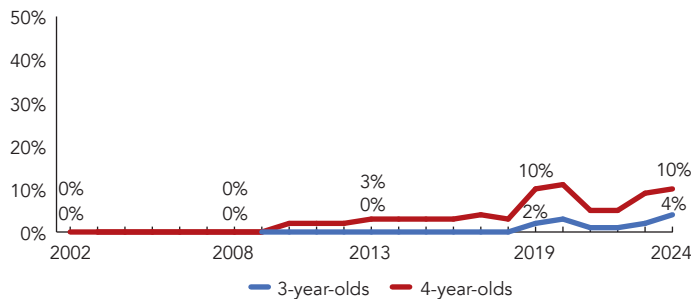
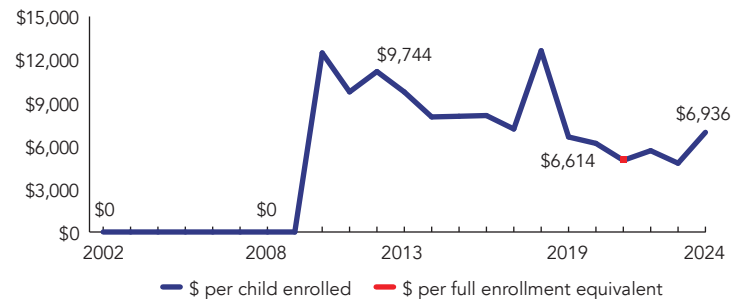


Alaska

PERCENT OF STATE POPULATION ENROLLED



STATE SPENDING PER CHILD ENROLLED
(2024 DOLLARS)



OVERVIEW

During the 2023-2024 school year, Alaska preschool enrolled 1,317 children, an increase of 277 from the prior year. State spending totaled \$9,134,365, up \$4,156,841 (84%), adjusted for inflation, since last year. State spending per child equaled \$6,936 in 2023-2024, up \$2,150 from 2022-2023, adjusted for inflation. Alaska met an average of 2.9 of 10 quality standards benchmarks.

WHAT'S NEW

In May 2022, the Alaska State Legislature passed the Alaska Reads Act which provides more consistent and stable funding of early childhood programs starting July 1, 2023. The Alaska Reads Act includes a total of \$3 million in grant money that is available to districts to develop preschool programs or to expand and improve upon existing programs. Programs can apply for a portion of the \$3 million, to be spent over the course of three years. Districts that receive this competitive grant must work towards meeting the Alaska Early Education Program Standards, which include components that meet Head Start Standards and other high-quality federal standards. Once a district has adopted the Standards and it is confirmed by the Alaska Department of Education and Early Development through an application-review-approve process, the district can claim their 4- and 5-year-old students as part of their Average Daily Membership (the state funding formula) at a rate of .5, starting the following fall.

Because of the Alaska Reads Act, the Alaska Early Education Program Grant (EEP) and the Alaska .5 ADM Approval Pre-K Program are included in the Yearbook for the first time this year. Starting with the 2023-24 school year, the state awarded EEP Grants to seven districts, on a 3-year cycle. These districts are working towards meeting Alaska's Early Education Program Standards. One district, Anchorage, was included in the .5 ADM Approval Pre-K program, which includes stable funding through Alaska's base student allocation formula, for 4- and 5-year-old pre-elementary students at .5 Average Daily Membership (ADM).

BACKGROUND

Since the 1980s, Alaska has supplemented federal funding for Head Start programs in an effort to enhance school readiness and professional development and expand opportunities for children and families. During the 2023-2024 program year, the state provided \$8,335,000 to support Head Start and Early Head Start programs in Alaska.

In 2009-2010, the state launched the Alaska PreKindergarten pilot program for school districts, now known as the Alaska Pre-Elementary program. In 2015, the state changed the way competitive grants were offered to include two types of grantees. Districts new to the program would apply for a 3-year Pre-Elementary Development Grant geared toward strategic planning to begin implementing or supporting existing Pre-Elementary goals. Previously funded grantees could apply for three-year renewal grants to support the program while the districts worked towards sustainability of the program once the state grant funding ended. Development grants were geared toward strategic planning to begin implementing or support existing Pre-Elementary goals until they could be switched to renewal grants.

Starting in the 2020-2021 school year, the Department posted a request for applications for a three-year Pre-Elementary Grant. Any school district was eligible to apply for this competitive grant. Seventeen districts were awarded a Pre-Elementary Grant for the three-year grant cycle starting on July 1, 2020, and ending June 30, 2023. A new application was posted in Spring of 2023, open to all school districts to either start a preschool program or continue and improve their existing program for children ages three to five years. Starting July 1, 2023, nine school districts were awarded the Pre-Elementary Grant. Dependent upon annual legislative funding of \$3.2 million, the districts will receive grant funding through June 30, 2027. The financial support is part of an effort to promote school readiness and positive outcomes for participating 3-to-5-year-old children. The funds also offer admission to additional children and families whenever possible.

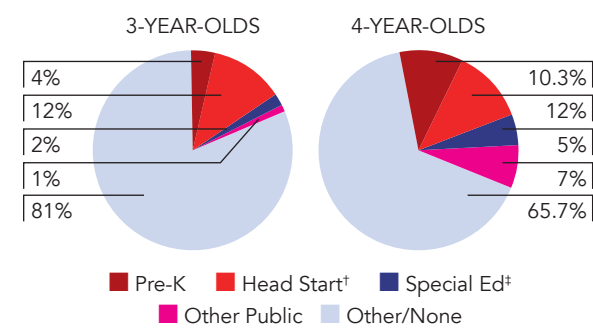
(continued)

ALASKA STATE OVERVIEW

ACCESS

Total state pre-K enrollment	1,317
Special education enrollment, ages 3 and 4	1,092
Federally funded Head Start enrollment, ages 3 and 4	2,214
State-funded Head Start enrollment, ages 3 and 4.....	21

PERCENT OF POPULATION ENROLLED IN PUBLIC ECE

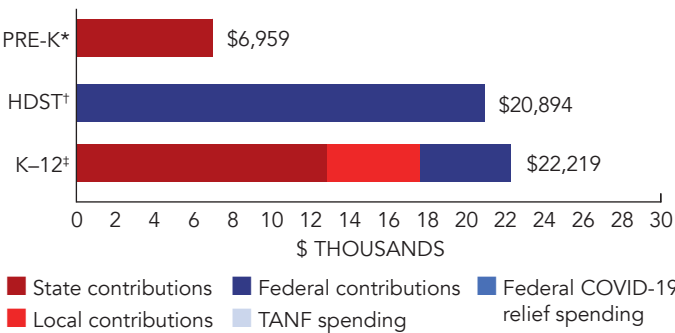


† Some Head Start children may also be counted in state pre-K (Pre-Elementary).
‡ Estimates children in special education not also enrolled in state pre-K or Head Start.

RESOURCES

Total state pre-K spending	\$9,134,365
State Head Start spending	\$8,335,000
State spending per child enrolled	\$6,936
All reported spending per child enrolled*	\$6,959

SPENDING PER CHILD ENROLLED



* Pre-K programs may receive additional funds from federal or local sources that are not included in this figure.
† Head Start per-child spending includes funding only for 3- and 4-year-olds.
‡ K-12 expenditures include capital spending as well as current operating expenditures.

ACCESS RANKINGS	
4-YEAR-OLDS	3-YEAR-OLDS
38	24

RESOURCE RANKINGS	
STATE SPENDING	ALL REPORTED SPENDING
20	28

TOTAL BENCHMARKS MET
2.9

Insecure funding has affected program implementation and quality because the legislature provides the funding one year at a time. Funding for the Alaska Pre-Elementary program goes directly to school districts. Participating school districts may subcontract with Head Start programs or private early childhood programs and agencies.

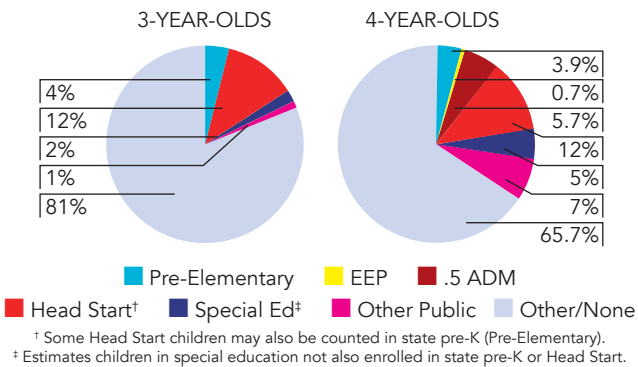
Alaska’s overall support for state-funded preschool is depicted in the first two pages of this state profile. The third page focuses on Pre-Elementary, the fourth page on EEP, and the fifth page on .5 ADM.

ALASKA PRE-ELEMENTARY PROGRAMS

ACCESS

Total state pre-K enrollment.....	699
School districts that offer state program.....	31%
Income requirement.....	No income requirement
Minimum hours of operation.....	Determined locally
Operating schedule.....	Determined locally

PERCENT OF POPULATION ENROLLED IN PUBLIC ECE



QUALITY STANDARDS CHECKLIST

POLICY	AK PRE-ELEMENTARY REQUIREMENT	BENCHMARK	REQUIREMENT MEETS BENCHMARK?
Early learning & development standards	Comprehensive, aligned, supported, culturally sensitive	Comprehensive, aligned, supported, culturally sensitive	<input checked="" type="checkbox"/>
Curriculum supports	Approval process	Approval process & supports	<input type="checkbox"/>
Teacher degree	BA	BA	<input checked="" type="checkbox"/>
Teacher specialized training	Alaska Teaching Certificate	Specializing in pre-K	<input type="checkbox"/>
Assistant teacher degree	HSD	CDA or equivalent	<input type="checkbox"/>
Staff professional development	6 credit hours/5 year (teachers only); PD plans (some public teachers and assistants)	For teachers & assistants: At least 15 hours/year; individual PD plans; coaching	<input type="checkbox"/>
Maximum class size	Determined locally	20 or lower	<input type="checkbox"/>
Staff-child ratio	Determined locally	1:10 or better	<input type="checkbox"/>
Screening & referral	None	Vision, hearing & health screenings; & referral	<input type="checkbox"/>
Continuous quality improvement system	Structured classroom observations are required but determined locally; Data used for program improvement at the local level	Structured classroom observations; data used for program improvement	<input type="checkbox"/>

For more information about the benchmarks, see the Executive Summary and Roadmap to State Profile Pages.

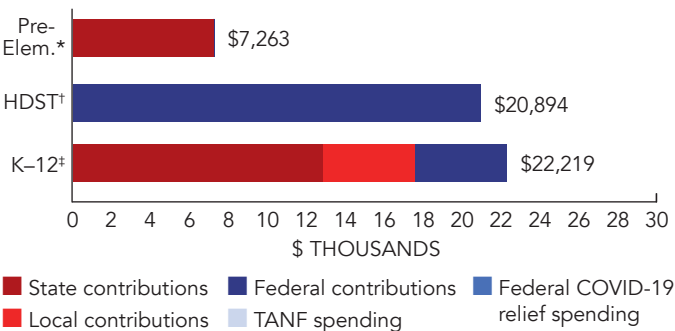


RESOURCES

Total state pre-K spending	\$5,046,869
Local match required?	No
State Head Start spending	\$7,220
All reported spending per child enrolled*	\$7,263

* Pre-K programs may receive additional funds from federal or local sources that are not included in this figure.
† Head Start per-child spending includes funding only for 3- and 4-year-olds.
‡ K-12 expenditures include capital spending as well as current operating expenditures.

SPENDING PER CHILD ENROLLED

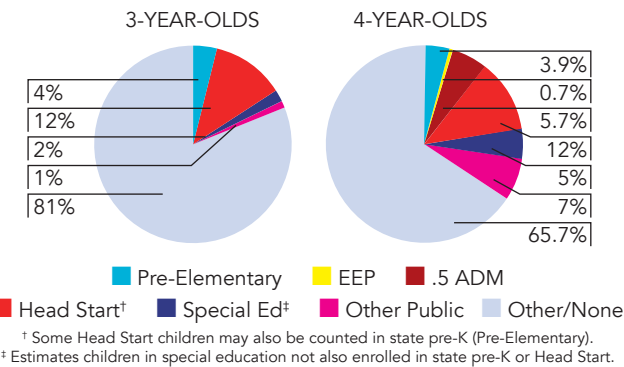


ALASKA EARLY EDUCATION PROGRAM GRANT (EEP)

ACCESS

Total state pre-K enrollment.....	95
School districts that offer state program.....	13%
Income requirement.....	No income requirement
Minimum hours of operation.....	2 hours/day; 5 days/week
Operating schedule.....	Determined locally

PERCENT OF POPULATION ENROLLED IN PUBLIC ECE



QUALITY STANDARDS CHECKLIST

POLICY	AK EEP REQUIREMENT	BENCHMARK	REQUIREMENT MEETS BENCHMARK?
Early learning & development standards	Comprehensive, aligned, supported, culturally sensitive	Comprehensive, aligned, supported, culturally sensitive	<input checked="" type="checkbox"/>
Curriculum supports	Approval process & supports	Approval process & supports	<input checked="" type="checkbox"/>
Teacher degree	BA (public); None (Nonpublic)	BA	<input type="checkbox"/>
Teacher specialized training	ECE, Kindergarten	Specializing in pre-K	<input type="checkbox"/>
Assistant teacher degree	HSD (public); None (Nonpublic)	CDA or equivalent	<input type="checkbox"/>
Staff professional development	6 credit hours/5 years (public teachers only)	For teachers & assistants: At least 15 hours/year; individual PD plans; coaching	<input type="checkbox"/>
Maximum class size	20 (3- & 4-year-olds)	20 or lower	<input checked="" type="checkbox"/>
Staff-child ratio	2:20 (3- & 4-year-olds)	1:10 or better	<input checked="" type="checkbox"/>
Screening & referral	Referrals	Vision, hearing & health screenings; & referral	<input type="checkbox"/>
Continuous quality improvement system	None	Structured classroom observations; data used for program improvement	<input type="checkbox"/>

For more information about the benchmarks, see the Executive Summary and Roadmap to State Profile Pages.

4

RESOURCES

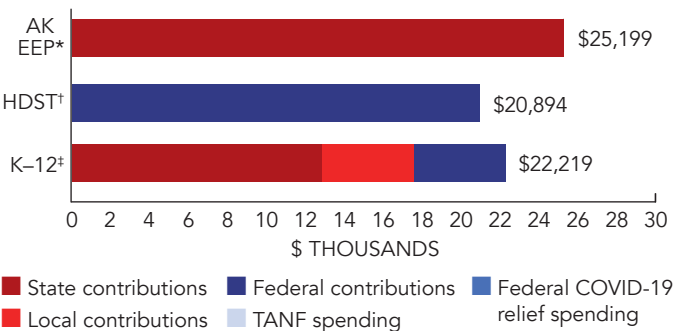
Total state pre-K spending	\$2,393,897
Local match required?	No
State spending per child enrolled	\$25,199
All reported spending per child enrolled*	\$25,199

* Pre-K programs may receive additional funds from federal or local sources that are not included in this figure.

† Head Start per-child spending includes funding only for 3- and 4-year-olds.

‡ K-12 expenditures include capital spending as well as current operating expenditures.

SPENDING PER CHILD ENROLLED

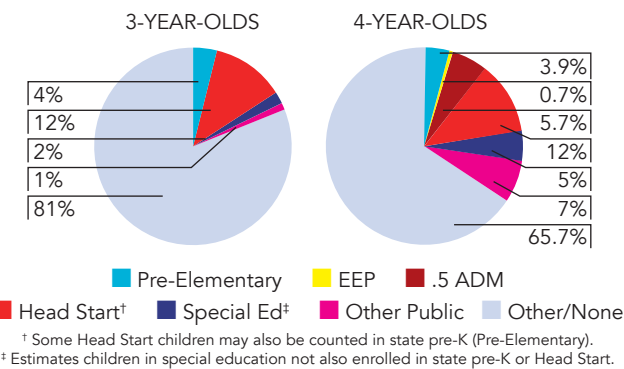


ALASKA .5 ADM APPROVAL PRE-K PROGRAM

ACCESS

Total state pre-K enrollment.....	523
School districts that offer state program.....	2%
Income requirement.....	No income requirement
Minimum hours of operation.....	2 hours/day; 5 days/week
Operating schedule.....	Determined locally

PERCENT OF POPULATION ENROLLED IN PUBLIC ECE



QUALITY STANDARDS CHECKLIST

POLICY	AK .5 ADM REQUIREMENT	BENCHMARK	REQUIREMENT MEETS BENCHMARK?
Early learning & development standards	Comprehensive, aligned, supported, culturally sensitive	Comprehensive, aligned, supported, culturally sensitive	<input checked="" type="checkbox"/>
Curriculum supports	Approval process & supports	Approval process & supports	<input checked="" type="checkbox"/>
Teacher degree	BA (public); None (nonpublic)	BA	<input type="checkbox"/>
Teacher specialized training	ECE, Kindergarten	Specializing in pre-K	<input type="checkbox"/>
Assistant teacher degree	HSD (public); None (Nonpublic)	CDA or equivalent	<input type="checkbox"/>
Staff professional development	6 credit hours/5 years (public teachers only)	For teachers & assistants: At least 15 hours/year; individual PD plans; coaching	<input type="checkbox"/>
Maximum class size	20 (3- & 4-year-olds)	20 or lower	<input checked="" type="checkbox"/>
Staff-child ratio	2:20 (3- & 4-year-olds)	1:10 or better	<input checked="" type="checkbox"/>
Screening & referral	Referrals	Vision, hearing & health screenings; & referral	<input type="checkbox"/>
Continuous quality improvement system	None	Structured classroom observations; data used for program improvement	<input type="checkbox"/>

For more information about the benchmarks, see the Executive Summary and Roadmap to State Profile Pages.

4

RESOURCES

Total state pre-K spending	\$1,693,599
Local match required?	No
State spending per child enrolled	\$3,238
All reported spending per child enrolled*	\$3,238

* Pre-K programs may receive additional funds from federal or local sources that are not included in this figure.

† Head Start per-child spending includes funding only for 3- and 4-year-olds.

‡ K-12 expenditures include capital spending as well as current operating expenditures.

SPENDING PER CHILD ENROLLED

