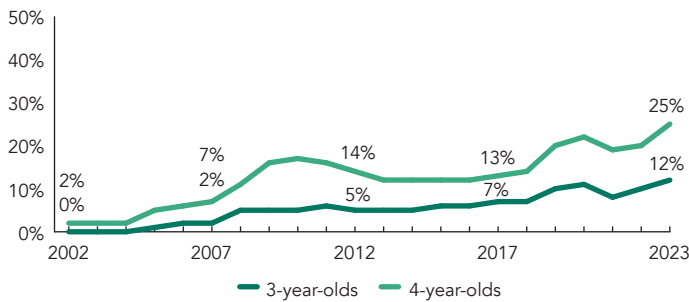
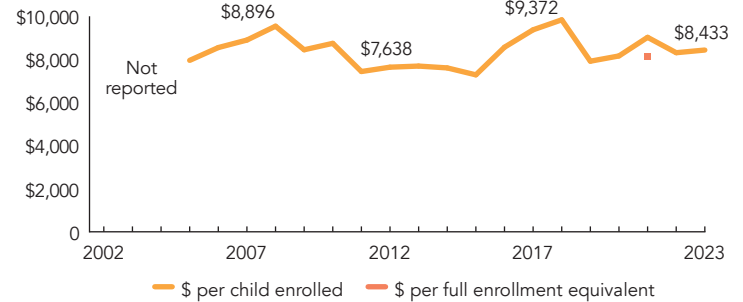


Pennsylvania

PERCENT OF STATE POPULATION ENROLLED



STATE SPENDING PER CHILD ENROLLED (2023 DOLLARS)



OVERVIEW

During the 2022-2023 school year, Pennsylvania preschool enrolled 52,962 children, an increase of 7,798 from the prior year. State spending totaled \$446,622,741, up \$71,337,963 (19%), adjusted for inflation, since last year. State spending per child equaled \$8,433 in 2022-2023, up \$124 from 2021-2022, adjusted for inflation. Pennsylvania met 6.7 of 10 quality standards benchmarks.

WHAT'S NEW

For the Head Start Supplemental Assistance Program (PAHSSAP), 2022-2023 was the first year of a new 5-year cycle. All HSSAP grantees underwent full competitive rebid where they were encouraged to develop program budget to support the full five-year cycle with full enrollments. In December 2022, Pennsylvania received a three-year Preschool Development Grant Birth through Five (PDG B-5-R) renewal grant to build upon the initial grant which ended in 2020. The Office of Child Development and Early Learning (OCDEL) is the primary recipient of the \$16 million renewal grant in direct partnership with the Pennsylvania Department of Education (PDE). OCDEL is utilizing PDG B-5-R funds to conduct an updated needs assessment, create marketing materials in other languages to support compulsory school attendance, provide additional early childhood mental health supports for both families and staff, enhance the Professional Development Registry, expand the coaching model for early childhood education staff, provide training and resources to support families and children experiencing homelessness, and mini-grants to early learning providers to help expand facilities in child care deserts and obtain supports for challenging behaviors.

BACKGROUND

The PDE oversees and conducts fiscal monitoring for four pre-kindergarten programs: PA Ready to Learn Block Grant (RTL), PA Head Start Supplemental Assistance Program (PAHSSAP), PA Kindergarten for Four-Year-Olds and School Based Pre-K (K4 and SBPK), and PA Pre-K Counts (PAPKC).

RTL (formerly known as the Education Accountability Block Grant Program) was launched in 2004 and is funded through the school aid formula with 75% of funds targeted to children who have not achieved proficiency on the PA System for School Assessment test. School districts may opt to offer this program or choose from a list of other services.

PAHSSAP, launched in 2004 provides extended-day services for children attending federally funded Head Start programs, as well as additional Head Start slots. Programs must meet federal Head Start Performance Standards and programs in child care centers must participate in the Pennsylvania quality rating and improvement system (QRIS). PAHSSAP programs are required to use CLASS, ECERS, or another locally selected tool to annually conduct structured observations of classroom quality. The program is monitored and administered by the OCDEL, which is accountable to the Pennsylvania Departments of Education and Human Services.

K4 and SBPK, the longest running of the state's pre-K programs, are financed through the state's general fund. K4 launched in the 1990s as "kindergarten for 4-year-olds" and funding is now available to any districts wishing to offer the programs, but enrollment is low. Policy decisions are decentralized to the local school district level.

PAPKC enrolls the most children of the four state pre-K programs and operates in most school districts statewide. The PAPKC program served 97% of the state's 499 school districts during the 2022-2023 school year. Launched in 2007, specifically to expand access to high quality pre-K, programs can enroll children up to two years before they are eligible for kindergarten. Children living in households with incomes up to 300% FPL are eligible for PAPKC. A variety of programs — Head Start, child care, licensed private academic schools and public school districts — are eligible to apply for funding awarded through competitive grants every five years. Site monitoring is conducted annually by program specialists and programs are required to have an annual assessment of the learning environment, which may include self-assessments. PAPKC will undergo a competitive rebid process to begin a new 5-year cycle starting in 2023-2024.

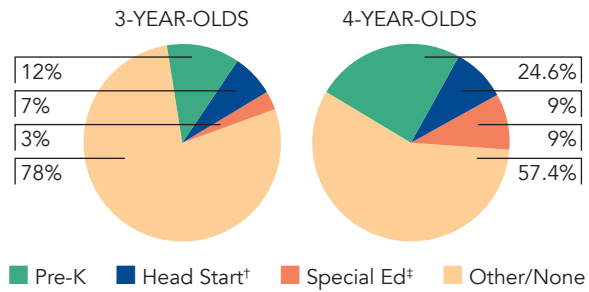
Pennsylvania's overall support for state-funded preschool, including enrollment and funding for all programs, is depicted in the first two pages of this state profile. The third page focuses on RTL, the fourth on PAHSSAP, the fifth on K4/SBPK, and the sixth on PAPKC.

PENNSYLVANIA STATE OVERVIEW

ACCESS

Total state pre-K enrollment	52,962
Special education enrollment, ages 3 and 4	25,670
Federally funded Head Start enrollment, ages 3 and 4	21,970
State-funded Head Start enrollment, ages 3 and 4.....	5,964

PERCENT OF POPULATION ENROLLED IN PUBLIC ECE

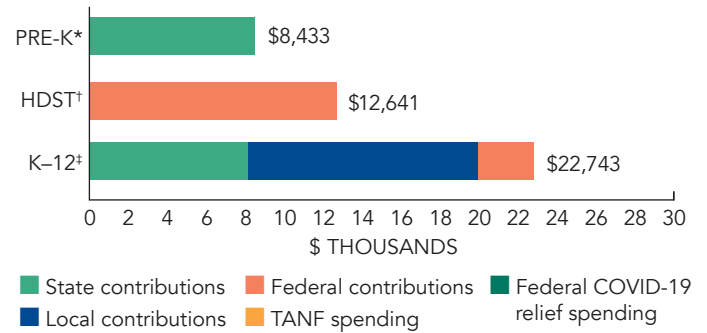


† Some Head Start children may also be counted in state pre-K (RTL, HSSAP, K4 & SBPK).
 ‡ Estimates children in special education not also enrolled in state pre-K or Head Start.

RESOURCES

Total state pre-K spending	\$446,622,741
State Head Start spending	\$88,178,000
State spending per child enrolled	\$8,433
All reported spending per child enrolled*	\$8,433

SPENDING PER CHILD ENROLLED



* Pre-K programs may receive additional funds from federal or local sources that are not included in this figure.
 † Head Start per-child spending includes funding only for 3- and 4-year-olds.
 ‡ K-12 expenditures include capital spending as well as current operating expenditures.

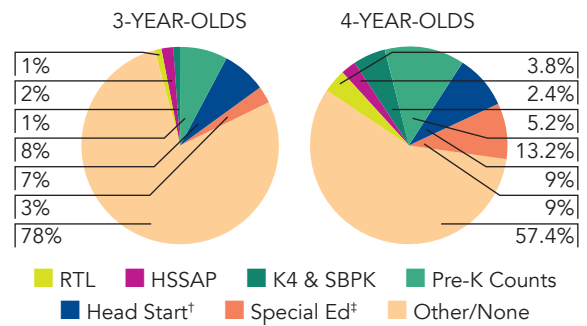
ACCESS RANKINGS		RESOURCE RANKINGS		TOTAL BENCHMARKS MET
4-YEAR-OLDS	3-YEAR-OLDS	STATE SPENDING	ALL REPORTED SPENDING	
26	11	11	24	6.7*

PENNSYLVANIA READY TO LEARN BLOCK GRANT

ACCESS

Total state pre-K enrollment.....	6,931
School districts that offer state program.....	3%
Income requirement.....	No income requirement
Minimum hours of operation.....	2.5 hours/day; 5 days/week
Operating schedule.....	School or academic year

PERCENT OF POPULATION ENROLLED IN PUBLIC ECE



† Some Head Start children may also be counted in state pre-K (RTL, HSSAP, K4 & SBPK).
‡ Estimates children in special education not also enrolled in state pre-K or Head Start.

QUALITY STANDARDS CHECKLIST

POLICY	PA RTL REQUIREMENT	BENCHMARK	REQUIREMENT MEETS BENCHMARK?
Early learning & development standards	Comprehensive, aligned, supported, culturally sensitive	Comprehensive, aligned, supported, culturally sensitive	<input checked="" type="checkbox"/>
Curriculum supports	Approval process & supports	Approval process & supports	<input checked="" type="checkbox"/>
Teacher degree	BA (public); AA (nonpublic)	BA	<input type="checkbox"/>
Teacher specialized training	PK-4, B-3 (public); ECE (nonpublic)	Specializing in pre-K	<input checked="" type="checkbox"/>
Assistant teacher degree	Other	CDA or equivalent	<input type="checkbox"/>
Staff professional development	180 hours/5 years (teachers only); PD plans (new public teachers); Coaching (new public teachers)	For teachers & assistants: At least 15 hours/year; individual PD plans; coaching	<input type="checkbox"/>
Maximum class size	20 (3- & 4-year-olds)	20 or lower	<input checked="" type="checkbox"/>
Staff-child ratio	1:10 (3- & 4-year-olds)	1:10 or better	<input checked="" type="checkbox"/>
Screening & referral	Determined locally	Vision, hearing & health screenings; & referral	<input type="checkbox"/>
Continuous quality improvement system	Observation required for Instructional I certified teachers only; Data used for program improvement	Structured classroom observations; data used for program improvement	<input type="checkbox"/>

For more information about the benchmarks, see the Executive Summary and Roadmap to State Profile Pages.



RESOURCES

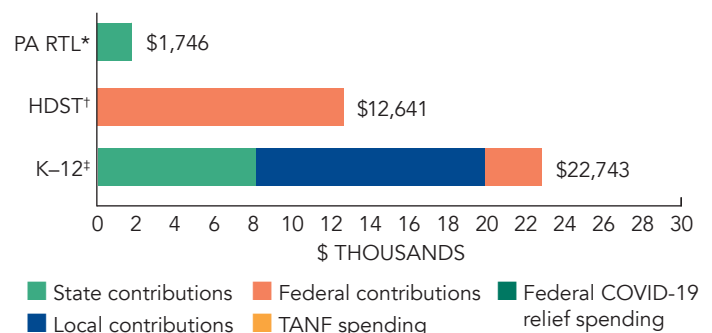
Total state pre-K spending	\$12,103,357
Local match required?.....	No
State spending per child enrolled	\$1,746
All reported spending per child enrolled*	\$1,746

* Pre-K programs may receive additional funds from federal or local sources that are not included in this figure.

† Head Start per-child spending includes funding only for 3- and 4-year-olds.

‡ K-12 expenditures include capital spending as well as current operating expenditures.

SPENDING PER CHILD ENROLLED

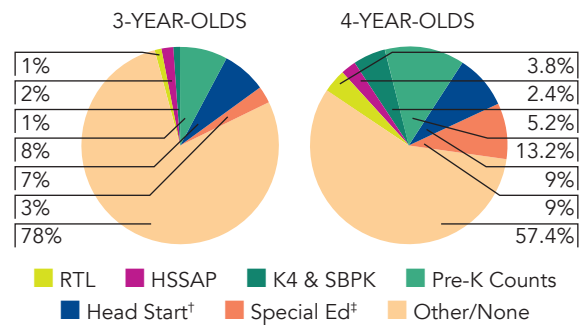


PENNSYLVANIA HEAD START SUPPLEMENTAL ASSISTANCE PROGRAM

ACCESS

Total state pre-K enrollment 6,306
 School districts that offer state program 26%
 Income requirement Per Federal Head Start: 100% FPL
 Minimum hours of operation 3.5 hours/day
 Operating schedule Determined locally

PERCENT OF POPULATION ENROLLED IN PUBLIC ECE



† Some Head Start children may also be counted in state pre-K (RTL, HSSAP, K4 & SBPK).
 ‡ Estimates children in special education not also enrolled in state pre-K or Head Start.

QUALITY STANDARDS CHECKLIST

POLICY	PA HSSAP REQUIREMENT	BENCHMARK	REQUIREMENT MEETS BENCHMARK?
Early learning & development standards	Comprehensive, aligned, supported, culturally sensitive	Comprehensive, aligned, supported, culturally sensitive	<input checked="" type="checkbox"/>
Curriculum supports	Approval process & supports	Approval process & supports	<input checked="" type="checkbox"/>
Teacher degree	AA	BA	<input type="checkbox"/>
Teacher specialized training	ECE, CD	Specializing in pre-K	<input checked="" type="checkbox"/>
Assistant teacher degree	CDA	CDA or equivalent	<input checked="" type="checkbox"/>
Staff professional development	15 hours/year; PD plans; Coaching	For teachers & assistants: At least 15 hours/year; individual PD plans; coaching	<input checked="" type="checkbox"/>
Maximum class size	20 (3- & 4-year-olds)	20 or lower	<input checked="" type="checkbox"/>
Staff-child ratio	1:10 (3- & 4-year-olds)	1:10 or better	<input checked="" type="checkbox"/>
Screening & referral	Vision, hearing, health & more	Vision, hearing & health screenings; & referral	<input checked="" type="checkbox"/>
Continuous quality improvement system	Structured classroom observations; Data used for program improvement at the local level only	Structured classroom observations; data used for program improvement	<input type="checkbox"/>

For more information about the benchmarks, see the Executive Summary and Roadmap to State Profile Pages.



RESOURCES

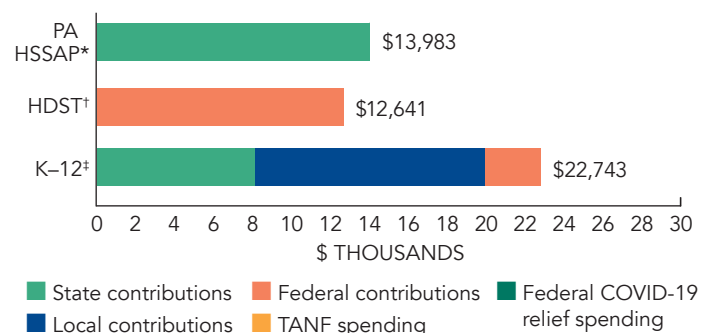
Total state pre-K spending \$88,178,000
 Local match required? No
 State spending per child enrolled \$13,983
 All reported spending per child enrolled* \$13,983

* Pre-K programs may receive additional funds from federal or local sources that are not included in this figure.

† Head Start per-child spending includes funding only for 3- and 4-year-olds.

‡ K-12 expenditures include capital spending as well as current operating expenditures.

SPENDING PER CHILD ENROLLED

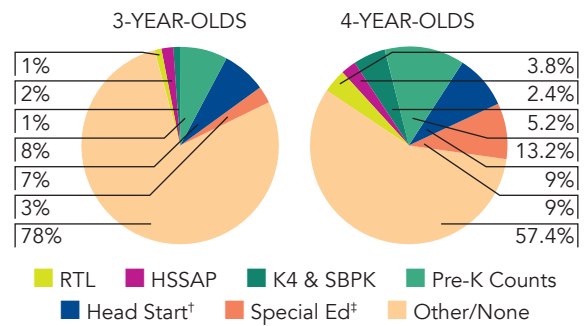


PENNSYLVANIA KINDERGARTEN FOR FOUR-YEAR-OLDS AND SCHOOL-BASED PRE-K

ACCESS

Total state pre-K enrollment.....	9,431
School districts that offer state program.....	22%
Income requirement.....	No income requirement
Minimum hours of operation.....	2.5 hours/day; 5 days/week
Operating schedule.....	School or academic year

PERCENT OF POPULATION ENROLLED IN PUBLIC ECE



† Some Head Start children may also be counted in state pre-K (RTL, HSSAP, K4 & SBPK).
 ‡ Estimates children in special education not also enrolled in state pre-K or Head Start.

QUALITY STANDARDS CHECKLIST

POLICY	PA K4 & SBPK REQUIREMENT	BENCHMARK	REQUIREMENT MEETS BENCHMARK?
Early learning & development standards	Comprehensive, aligned, supported, culturally sensitive	Comprehensive, aligned, supported, culturally sensitive	<input checked="" type="checkbox"/>
Curriculum supports	Approval process & supports	Approval process & supports	<input checked="" type="checkbox"/>
Teacher degree	BA (public); AA (nonpublic)	BA	<input type="checkbox"/>
Teacher specialized training	PK-4, B-3, K-6 (public); PK-4, B-3 (nonpublic)	Specializing in pre-K	<input type="checkbox"/>
Assistant teacher degree	Other	CDA or equivalent	<input type="checkbox"/>
Staff professional development	180 hours/5 years (SBPK public teachers only); PD plans (new public teachers & some nonpublic teachers & assistants); Coaching (new teachers & some nonpublic teachers & assistants)	For teachers & assistants: At least 15 hours/year; individual PD plans; coaching	<input type="checkbox"/>
Maximum class size	SBPK: 20 (3- & 4-year-olds); K4: No limit	20 or lower	<input type="checkbox"/>
Staff-child ratio	SBPK: 1:10 (3- & 4-year-olds); K4: No limit	1:10 or better	<input type="checkbox"/>
Screening & referral	Vision, hearing, health & more	Vision, hearing & health screenings; & referral	<input checked="" type="checkbox"/>
Continuous quality improvement system	Observation required for Instructional I certified teachers only; Data used for program improvement	Structured classroom observations; data used for program improvement	<input type="checkbox"/>

For more information about the benchmarks, see the Executive Summary and Roadmap to State Profile Pages.

3

RESOURCES

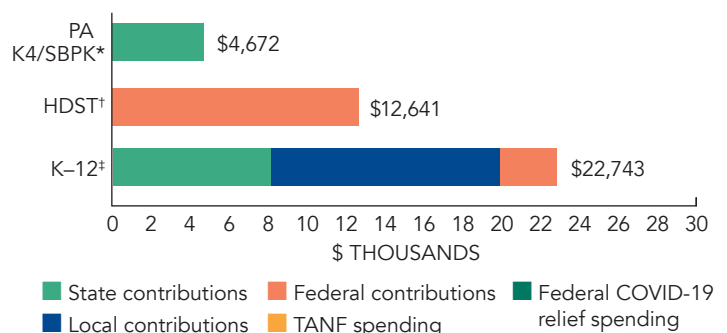
Total state pre-K spending	\$44,057,384
Local match required?.....	No
State spending per child enrolled	\$4,672
All reported spending per child enrolled*	\$4,672

* Pre-K programs may receive additional funds from federal or local sources that are not included in this figure.

† Head Start per-child spending includes funding only for 3- and 4-year-olds.

‡ K-12 expenditures include capital spending as well as current operating expenditures.

SPENDING PER CHILD ENROLLED

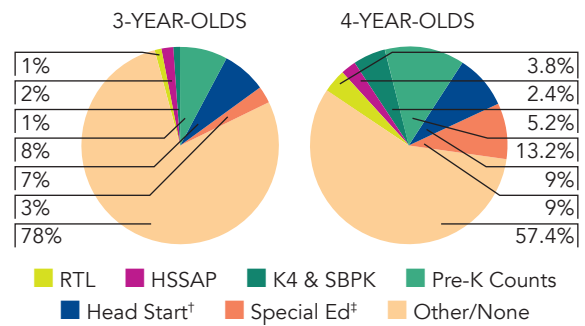


PENNSYLVANIA PRE-K COUNTS

ACCESS

Total state pre-K enrollment.....	30,294
School districts that offer state program.....	97%
Income requirement.....	300% FPL
Minimum hours of operation.....	2.5 hours/day; 5 days/week
Operating schedule.....	School or academic year

PERCENT OF POPULATION ENROLLED IN PUBLIC ECE



† Some Head Start children may also be counted in state pre-K (RTL, HSSAP, K4 & SBPK).
 ‡ Estimates children in special education not also enrolled in state pre-K or Head Start.

QUALITY STANDARDS CHECKLIST

POLICY	PA PKC REQUIREMENT	BENCHMARK	REQUIREMENT MEETS BENCHMARK?
Early learning & development standards	Comprehensive, aligned, supported, culturally sensitive	Comprehensive, aligned, supported, culturally sensitive	<input checked="" type="checkbox"/>
Curriculum supports	Approval process & supports	Approval process & supports	<input checked="" type="checkbox"/>
Teacher degree	BA	BA	<input checked="" type="checkbox"/> *
Teacher specialized training	PK-4, B-3	Specializing in pre-K	<input checked="" type="checkbox"/>
Assistant teacher degree	Other	CDA or equivalent	<input type="checkbox"/>
Staff professional development	180 hours/5 years (teachers); 24 hours/year (assistants); PD plans (some teachers & assistants); Coaching (new teachers)	For teachers & assistants: At least 15 hours/year; individual PD plans; coaching	<input type="checkbox"/>
Maximum class size	20 (3- & 4-year-olds)	20 or lower	<input checked="" type="checkbox"/>
Staff-child ratio	1:10 (3- & 4-year-olds)	1:10 or better	<input checked="" type="checkbox"/>
Screening & referral	Vision, hearing, health & more	Vision, hearing & health screenings; & referral	<input checked="" type="checkbox"/>
Continuous quality improvement system	Structured classroom observations; Data used for program improvement	Structured classroom observations; data used for program improvement	<input checked="" type="checkbox"/>

For more information about the benchmarks, see the Executive Summary and Roadmap to State Profile Pages.

* Indicates that while policy meets the benchmark, it is not being implemented fully.

8*

RESOURCES

Total state pre-K spending	\$302,284,000
Local match required?.....	No
State spending per child enrolled	\$9,978
All reported spending per child enrolled*	\$9,978

* Pre-K programs may receive additional funds from federal or local sources that are not included in this figure.

† Head Start per-child spending includes funding only for 3- and 4-year-olds.

‡ K-12 expenditures include capital spending as well as current operating expenditures.

SPENDING PER CHILD ENROLLED

