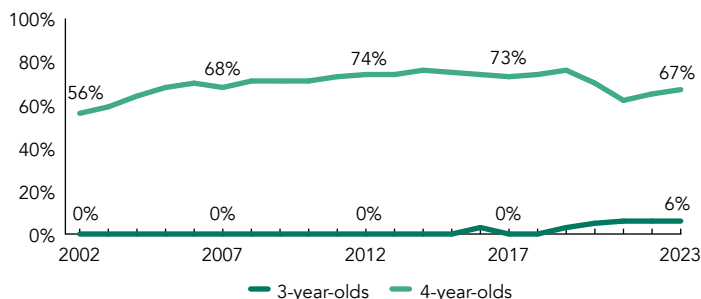
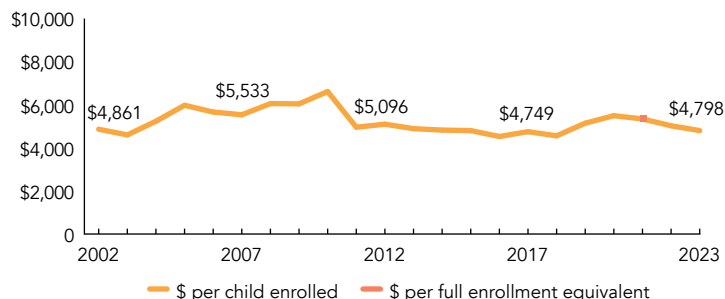


# Oklahoma

PERCENT OF STATE POPULATION ENROLLED



STATE SPENDING PER CHILD ENROLLED (2023 DOLLARS)



## OVERVIEW

During the 2022-2023 school year, Oklahoma preschool enrolled 38,982 children, a decrease of 258 from the prior year. State spending totaled \$187,024,576, down \$10,092,999 (5%), adjusted for inflation, since last year. State spending per child equaled \$4,798 in 2022-2023, down \$226 from 2021-2022, adjusted for inflation. Oklahoma met 9 of 10 quality standards benchmarks.

## WHAT'S NEW

During the 2022-2023 school year, the Dolly Parton's Imagination Library of Oklahoma, a book gifting program, expanded to over 350 communities around the state, due in part to the investment of Preschool Development Grant Birth through Five (PDGB-5) funds. Also, the Oklahoma State Department of Education (OSDE) began working with the Regional Educational Laboratory Southwest on the Leading Early Childhood Achievement and Development (LEADS) project to support pre-K and kindergarten teachers and their administrators in understanding how to incorporate high-quality interactions, play-based learning, and academic standards in the early childhood classroom through in-person training, asynchronous courses, and professional learning communities.

The OSDE developed an observational assessment called the Early Learning Inventory for Pre-Kindergarten that includes all domains and aligns with the Oklahoma Academic Standards. The OSDE plans to pilot the new assessment in schools during the 2023-2024 school year. The assessment will be available but not required.

In the 2022-2023 school year, the OSDE conducted the first ever high-quality instructional materials (HQIM) cycle for comprehensive pre-K curriculum programs.

In the summer of 2024, OSDE will support the Oklahoma Head Start Collaboration Office in hosting two Early Childhood Transition Summits in each of the major metro areas of Oklahoma. These Summits will be a day of learning to ensure successful transitions for students and families.

## BACKGROUND

Oklahoma launched its Early Childhood Four-Year-Old Program in 1980, intending to serve all 4-year-olds in the state. In 1990, the program received statewide funding for 4-year-olds eligible for the federal Head Start program, but local areas could choose to serve additional 4-year-olds with local funds or tuition. In 1998, Oklahoma became the second state in the nation to provide free preschool for all 4-year-olds, with 100% of school districts providing the program. In addition, funding for 3-year-olds is provided by the Oklahoma Early Childhood Program (OECF) through a pass-through from the state to public school districts.

In spring 2020, the Oklahoma State Legislature approved revisions to the Oklahoma Academic Standards for Science and Fine Arts, which both included pre-K standards and emphasized play-based learning. Also passed was legislation requiring an additional layer of support for a more detailed review of instructional materials for grades PK-12. Facilitated by the OSDE, a committee of expert educators are reviewing materials to establish Tier 1, 2 or 3 level instructional materials based on a robust, subject and grade level specific rubric.

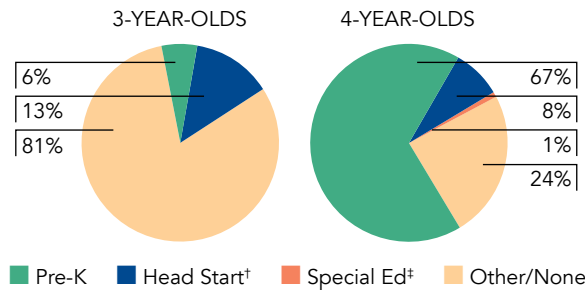
ACCESS RANKINGS		RESOURCE RANKINGS		TOTAL BENCHMARKS MET
4-YEAR-OLDS	3-YEAR-OLDS	STATE SPENDING	ALL REPORTED SPENDING	
3	21	31	11	9

# OKLAHOMA EARLY CHILDHOOD FOUR-YEAR-OLD PROGRAM

## ACCESS

Total state pre-K enrollment .....	38,982
School districts that offer state program .....	100%
Income requirement .....	No income requirement
Minimum hours of operation .....	2.5 hours/day; 5 days/week
Operating schedule .....	School or academic year
Special education enrollment, ages 3 and 4 .....	4,565
Federally funded Head Start enrollment, ages 3 and 4 .....	10,219
State-funded Head Start enrollment, ages 3 and 4 .....	0

## PERCENT OF POPULATION ENROLLED IN PUBLIC ECE



† Some Head Start children may also be counted in state pre-K.  
 † Estimates children in special education not also enrolled in state pre-K or Head Start.

## QUALITY STANDARDS CHECKLIST

POLICY	OK PRE-K REQUIREMENT	BENCHMARK	REQUIREMENT MEETS BENCHMARK?
Early learning & development standards	Comprehensive, aligned, supported, culturally sensitive	<b>Comprehensive, aligned, supported, culturally sensitive</b>	<input checked="" type="checkbox"/>
Curriculum supports	Approval process & supports	<b>Approval process &amp; supports</b>	<input checked="" type="checkbox"/>
Teacher degree	BA	<b>BA</b>	<input checked="" type="checkbox"/>
Teacher specialized training	ECE	<b>Specializing in pre-K</b>	<input checked="" type="checkbox"/>
Assistant teacher degree	HSD	<b>CDA or equivalent</b>	<input type="checkbox"/>
Staff professional development	15 hours/year; PD plans; Coaching	<b>For teachers &amp; assistants: At least 15 hours/year; individual PD plans; coaching</b>	<input checked="" type="checkbox"/>
Maximum class size	18 (3-year-olds); 20 (4-year-olds)	<b>20 or lower</b>	<input checked="" type="checkbox"/>
Staff-child ratio	1:9 (3-year-olds); 1:10 (4-year-olds)	<b>1:10 or better</b>	<input checked="" type="checkbox"/>
Screening & referral	Vision, hearing, immunizations	<b>Vision, hearing &amp; health screenings; &amp; referral</b>	<input checked="" type="checkbox"/>
Continuous quality improvement system	Structured classroom observations; Data used for program improvement	<b>Structured classroom observations; data used for program improvement</b>	<input checked="" type="checkbox"/>

For more information about the benchmarks, see the Executive Summary and Roadmap to State Profile Pages.

9

## RESOURCES

Total state pre-K spending .....	\$187,024,576
Local match required? .....	No
State Head Start spending .....	\$1,641,869
State spending per child enrolled .....	\$4,798
All reported spending per child enrolled* .....	\$11,046

\* Pre-K programs may receive additional funds from federal or local sources that are not included in this figure.  
 † Head Start per-child spending includes funding only for 3- and 4-year-olds.  
 ‡ K-12 expenditures include capital spending as well as current operating expenditures.

## SPENDING PER CHILD ENROLLED

