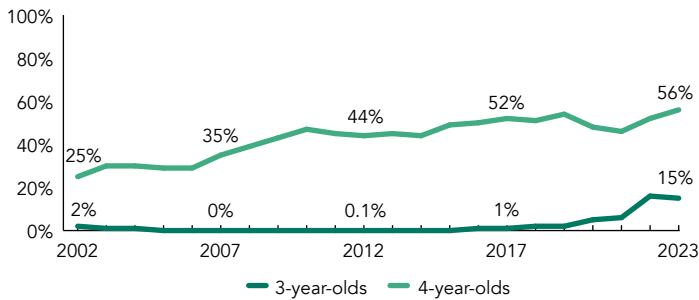
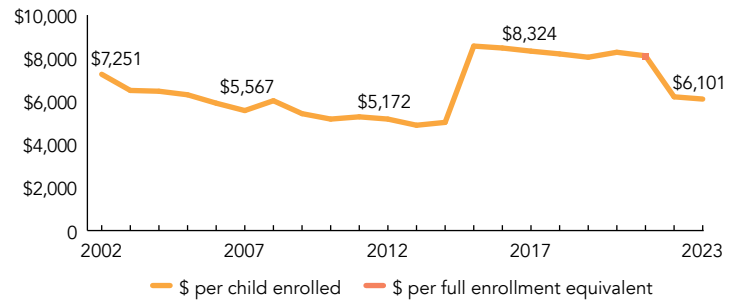


New York

PERCENT OF STATE POPULATION ENROLLED



STATE SPENDING PER CHILD ENROLLED (2023 DOLLARS)



OVERVIEW

During the 2022-2023 school year New York preschool enrolled 155,512 children, an increase of 3,524 from the prior year. State spending totaled \$884,375,996, with an additional \$64,396,595 in federal recovery funds to support the program, up \$5,745,842 (1%), adjusted for inflation, since last year. State spending per child (including federal recovery funds) equaled \$6,101 in 2022-2023, down \$104 from 2021-2022, adjusted for inflation. New York met 7 of 10 quality standards benchmarks.

WHAT'S NEW

In 2022-2023, \$25 million in competitive Statewide Universal Full-Day Prekindergarten Program (SUFDPK) grants were awarded to 57 school districts for preschool expansion. Additionally, the Fiscal Year 2024 enacted state budget included an additional \$100 million for the Universal Prekindergarten Program (UPK) and \$50 million for a new competitive SUFDPK grant. The Office of Early Learning's capacity increased so more site visits and professional learning opportunities were provided. New York State is also updating preschool regulations to better support the needs of emergent multilingual learners. The New York Office of Children and Family Services received a Preschool Development Grant Birth through Five (PDG B-5) planning grant in December 2022 for \$4 million.

BACKGROUND

In 1998, New York State began its Universal Prekindergarten Program (UPK) with the goal of making prekindergarten education available to all 4-year-olds in the state, regardless of family income or other risk factors. In 2007, the Targeted Prekindergarten Program merged with UPK. In the 2013-2014 school year, the state continued targeting its pre-K funding, launching the New York State Priority Prekindergarten Program (NYSPPK) offering competitive grants creating new full- and half-day slots for high-need children in low-income school districts and enabling districts to convert half-day slots to full-day. In 2014-2015, the Statewide Universal Full-Day Prekindergarten Program (SUFDPK) competitive grant for full-day pre-K was launched. Most of this funding (\$300 million) went to New York City, resulting in a dramatic boost in access to full-day pre-K slots for 4-year-olds; \$40 million was used to expand full-day programs in the rest of the state. Funding could be used to create additional full-day placements or to convert existing half-day slots to full-day.

In 2015-2016, the Expanded Prekindergarten for 3- and 4-Year-Old Students grant began, creating new slots for both 3- and 4-year-olds. New York also was awarded a 2014 federal Preschool Development Grant (PDG) supporting enrollment of additional low-income 4-year-olds in five school districts. Ninety percent of children were served in full-day programs in 2022-2023.

The New York Board of Regents adopted revised comprehensive, multi-domain early learning standards in 2011 which are aligned with state K-3 standards, state college and career ready standards, and the New York State Common Core Learning Standards. In 2012, the state implemented a voluntary quality rating and improvement system (QRIS) called QUALITYstarsNY.

In 2017-2018, all districts receiving state funds for pre-K were required to adopt approved quality indicators within two years, including, but not limited to, valid and reliable measures of environmental quality, the quality of teacher-student interactions, and child outcomes. To document districts' progress in implementing the approved quality indicators, the State Education Department (SED) implemented the NYS Pre-K Self-Assessment. Districts rate themselves as Implemented, In Process, or Not Implemented. For each area marked In Process or Not Implemented, districts develop Quality Improvement Action Plans to assess strengths and weaknesses in seven areas of program quality. SED staff review the plans and provide feedback to inform technical assistance and monitoring.

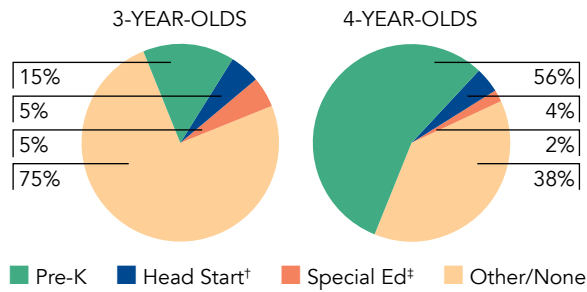
ACCESS RANKINGS		RESOURCE RANKINGS		TOTAL BENCHMARKS MET
4-YEAR-OLDS	3-YEAR-OLDS	STATE SPENDING	ALL REPORTED SPENDING	
8	9	21	31	7*

NEW YORK STATE ADMINISTERED PREKINDERGARTEN PROGRAM

ACCESS

Total state pre-K enrollment	155,512
School districts that offer state program	93%
Income requirement	No income requirement
Minimum hours of operation	2.5 hours/day; 5 days/week
Operating schedule	School or academic year
Special education enrollment, ages 3 and 4	40,979
Federally funded Head Start enrollment, ages 3 and 4	28,588
State-funded Head Start enrollment, ages 3 and 4	0

PERCENT OF POPULATION ENROLLED IN PUBLIC ECE



† Estimates children in Head Start not also enrolled in state pre-K.
‡ Estimates children in special education not also enrolled in state pre-K or Head Start.

QUALITY STANDARDS CHECKLIST

POLICY	NY PRE-K REQUIREMENT	BENCHMARK	REQUIREMENT MEETS BENCHMARK?
Early learning & development standards	Comprehensive, aligned, supported, culturally sensitive	Comprehensive, aligned, supported, culturally sensitive	<input checked="" type="checkbox"/>
Curriculum supports	Approval process & supports	Approval process & supports	<input checked="" type="checkbox"/>
Teacher degree	BA	BA	<input checked="" type="checkbox"/> *
Teacher specialized training	ECE	Specializing in pre-K	<input checked="" type="checkbox"/>
Assistant teacher degree	Level I Teaching Assistant Certificate (public); HSD (nonpublic)	CDA or equivalent	<input type="checkbox"/>
Staff professional development	175 hours/5 years (teachers only); Coaching (first year public school teachers only)	For teachers & assistants: At least 15 hours/year; individual PD plans; coaching	<input type="checkbox"/>
Maximum class size	20 (3- & 4-year-olds)	20 or lower	<input checked="" type="checkbox"/>
Staff-child ratio	1:9 (3- & 4-year-olds)	1:10 or better	<input checked="" type="checkbox"/>
Screening & referral	Vision, hearing, health & more	Vision, hearing & health screenings; & referral	<input checked="" type="checkbox"/>
Continuous quality improvement system	Annual structured classroom observations; Data used at the local level only (UPK); Determined locally (SUFDPK)	Structured classroom observations; data used for program improvement	<input type="checkbox"/>

For more information about the benchmarks, see the Executive Summary and Roadmap to State Profile Pages.

* Indicates that while policy meets the benchmark, it is not being implemented fully.

7*

RESOURCES

Total state pre-K spending	\$948,772,591
Local match required?	No
State Head Start spending	\$0
State spending per child enrolled	\$6,101
All reported spending per child enrolled*	\$6,101

* Pre-K programs may receive additional funds from federal or local sources that are not included in this figure.

† Head Start per-child spending includes funding only for 3- and 4-year-olds.

‡ K-12 expenditures include capital spending as well as current operating expenditures.

SPENDING PER CHILD ENROLLED

