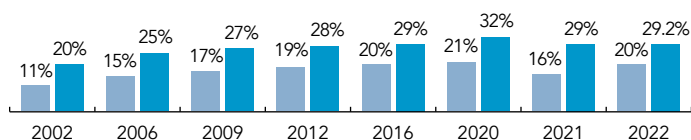
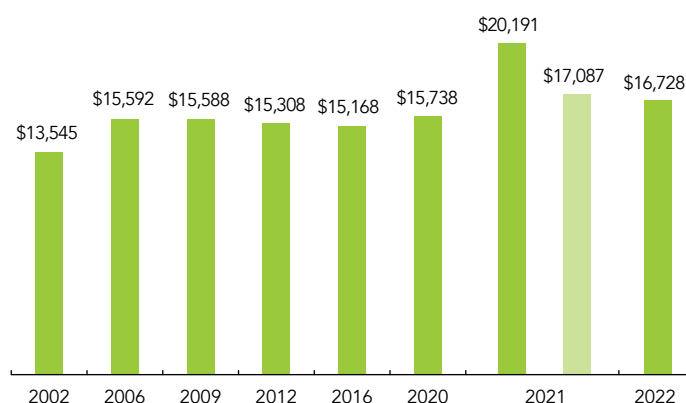


New Jersey

PERCENT OF STATE POPULATION ENROLLED



STATE SPENDING PER CHILD ENROLLED
(2022 DOLLARS)



OVERVIEW

During the 2021-2022 school year, New Jersey preschool programs enrolled 53,293 children, an increase of 6,398 from the prior year, as preschool in the state began to recover from the impact of the COVID-19 pandemic. State funding totaled \$891,476,664, down \$55,369,735 (6%), adjusted for inflation since last year. State spending per child equaled \$16,728 in 2021-2022, down \$3,463 from 2020-2021, adjusted for inflation. New Jersey met 8 of 10 quality standards benchmarks.

WHAT'S NEW

For the 2022-2023 school year, Governor Murphy and the legislature approved a \$40 million increase (in nominal dollars) to expand preschool, marking the sixth year in a row of increased funding for state preschool. Most of the increased funding went to support new seats for preschoolers, but some was also earmarked to provide a cost of living increase for all other existing preschool seats. In an effort to expand the program to new areas of the state, school district eligibility levels were reduced from 20% of children eligible for FRPL to 10% of children.

The Governor also announced forthcoming plans to reach universal preschool and in October 2022 released the [New Jersey Strategic Plan for Preschool Expansion Phase I: The Foundation](#). A companion implementation plan is currently being drafted and is anticipated for release in the fall of 2023.

In January 2023, New Jersey was awarded a federal Preschool Development Grant Birth through Five (PDG B-5) renewal grant for \$2.3 million. The NJ Department of Labor is the lead on this grant and funds will primarily be used to increase the capacity of the workforce.

BACKGROUND

New Jersey funds three preschool programs. The largest and most intensive of the programs, formerly known as the Abbott Preschool Program, was originally established under a 1998 New Jersey Supreme Court mandate to serve all 3- and 4-year-olds in 31 of the state's lowest income school districts. Since 2018, the state has expanded the program to serve 51,310 children in 180 districts during the 2021-2022 school year. Now referred to as the state's Preschool Expansion Program, the program includes the original 31 Abbott districts as well as districts more recently approved to expand their preschool programs to meet Abbott standards. The NJ Department of Education funds eligible districts to provide a full-day program to all 3- and 4-year-olds who live in those districts and choose to enroll. The original 31 Abbott districts are required to contract with licensed private child care centers or Head Start programs that meet state standards. All other districts are encouraged, but not required, to contract with private child care or Head Start.

The non-Abbott Early Childhood Program Aid (ECPA) program operates in districts where 20% to 40% of children met the criteria for FRPL when the program was established in the late 1990's. New Jersey's third program, formerly known as the Early Launch to Learning Initiative (ELLI), was established in 2004 as part of an effort to expand access to high-quality pre-K education to all 4-year-olds in low-income households across the state. There is some overlap between districts in the ECPA and ELLI programs, and some of these districts have recently elected to expand their programs in line with the former Abbott program.

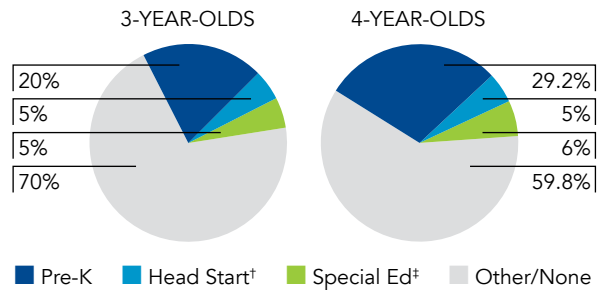
New Jersey's overall support for state-funded preschool, including enrollment and funding for Abbott/Preschool Expansion, ECPA, and ELLI, is depicted in the first two pages of this state profile. The third page focuses solely on Abbott/Preschool Expansion, the fourth page provides information on ECPA, and the fifth on ELLI.

NEW JERSEY STATE OVERVIEW

ACCESS

Total state pre-K enrollment	53,293
Special education enrollment, ages 3 and 4	12,441
Federally funded Head Start enrollment, ages 3 and 4	11,286
State-funded Head Start enrollment, ages 3 and 4.....	0

PERCENT OF POPULATION ENROLLED IN PUBLIC ECE

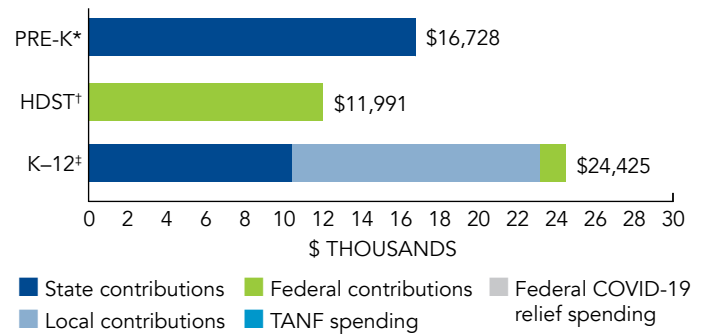


† Some Head Start children may also be counted in state pre-K (Expansion).
‡ Estimates children in special education not also enrolled in state pre-K or Head Start.

RESOURCES

Total state pre-K spending	\$891,476,664
State Head Start spending	\$48,481,162
State spending per child enrolled	\$16,728
All reported spending per child enrolled*	\$16,728

SPENDING PER CHILD ENROLLED



* Pre-K programs may receive additional funds from federal or local sources that are not included in this figure.
† Head Start per-child spending includes funding only for 3- and 4-year-olds.
‡ K-12 expenditures include capital spending as well as current operating expenditures.

ACCESS RANKINGS	
4-YEAR-OLDS	3-YEAR-OLDS
23	4

RESOURCE RANKINGS	
STATE SPENDING	ALL REPORTED SPENDING
2	2

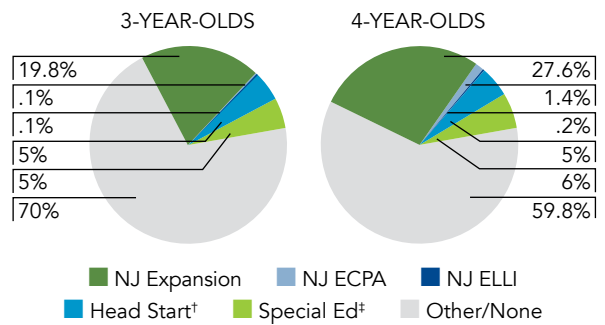
TOTAL BENCHMARKS MET
8

NEW JERSEY PRESCHOOL EXPANSION PROGRAM (FORMER ABBOTT PRESCHOOL PROGRAM)

ACCESS

Total state pre-K enrollment.....	51,310
School districts that offer state program.....	30%
Income requirement.....	No income requirement
Minimum hours of operation.....	6 hours/day; 5 days/week
Operating schedule.....	School or academic year

PERCENT OF POPULATION ENROLLED IN PUBLIC ECE



† Some Head Start children may also be counted in state pre-K (Expansion).
‡ Estimates children in special education not also enrolled in state pre-K or Head Start.

QUALITY STANDARDS CHECKLIST

POLICY	NJ EXPANSION REQUIREMENT	BENCHMARK	REQUIREMENT MEETS BENCHMARK?
Early learning & development standards	Comprehensive, aligned, supported, culturally sensitive	Comprehensive, aligned, supported, culturally sensitive	<input checked="" type="checkbox"/>
Curriculum supports	Approval process & supports	Approval process & supports	<input checked="" type="checkbox"/>
Teacher degree	BA	BA	<input checked="" type="checkbox"/>
Teacher specialized training	ECE	Specializing in pre-K	<input checked="" type="checkbox"/>
Assistant teacher degree	HSD	CDA or equivalent	<input type="checkbox"/>
Staff professional development	100 hours/5 years; PD plans (teachers only); Coaching	For teachers & assistants: At least 15 hours/year; individual PD plans; coaching	<input type="checkbox"/>
Maximum class size	15 (3- & 4-year-olds)	20 or lower	<input checked="" type="checkbox"/>
Staff-child ratio	2:15 (3- & 4-year-olds)	1:10 or better	<input checked="" type="checkbox"/>
Screening & referral	Vision, hearing, health & more	Vision, hearing & health screenings; & referral	<input checked="" type="checkbox"/>
Continuous quality improvement system	Structured classroom observations; Data used for program improvement	Structured classroom observations; data used for program improvement	<input checked="" type="checkbox"/>

For more information about the benchmarks, see the Executive Summary and Roadmap to State Profile Pages.

* Indicates that while policy meets the benchmark, it is not being implemented fully.

8

RESOURCES

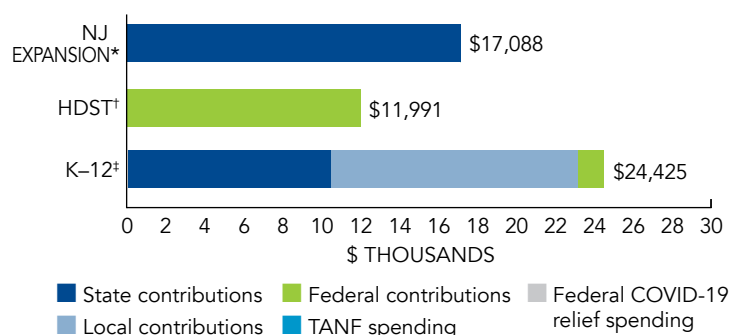
Total state pre-K spending	\$876,784,550
Local match required?.....	No
State spending per child enrolled	\$17,088
All reported spending per child enrolled*	\$17,088

* Pre-K programs may receive additional funds from federal or local sources that are not included in this figure.

† Head Start per-child spending includes funding only for 3- and 4-year-olds.

‡ K-12 expenditures include capital spending as well as current operating expenditures.

SPENDING PER CHILD ENROLLED

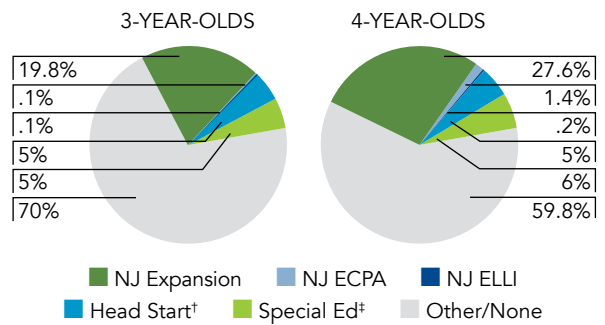


NEW JERSEY FORMER NON-ABBOTT EARLY CHILDHOOD PROGRAM AID (ECPA)

ACCESS

Total state pre-K enrollment.....	1,667
School districts that offer state program.....	4%
Income requirement.....	No income requirement
Minimum hours of operation.....	2.5 hours/day; 5 days/week
Operating schedule.....	School or academic year

PERCENT OF POPULATION ENROLLED IN PUBLIC ECE



† Some Head Start children may also be counted in state pre-K (Expansion).
‡ Estimates children in special education not also enrolled in state pre-K or Head Start.

QUALITY STANDARDS CHECKLIST

POLICY	NJ ECPA REQUIREMENT	BENCHMARK	REQUIREMENT MEETS BENCHMARK?
Early learning & development standards	Comprehensive, aligned, supported, culturally sensitive	Comprehensive, aligned, supported, culturally sensitive	<input checked="" type="checkbox"/>
Curriculum supports	Approval process & supports	Approval process & supports	<input checked="" type="checkbox"/>
Teacher degree	BA	BA	<input checked="" type="checkbox"/>
Teacher specialized training	ECE	Specializing in pre-K	<input checked="" type="checkbox"/>
Assistant teacher degree	HSD	CDA or equivalent	<input type="checkbox"/>
Staff professional development	100 hours/5 years; PD plans (teachers only); Coaching	For teachers & assistants: At least 15 hours/year; individual PD plans; coaching	<input type="checkbox"/>
Maximum class size	18 (3- & 4-year-olds)	20 or lower	<input checked="" type="checkbox"/>
Staff-child ratio	1:9 (3- & 4-year-olds)	1:10 or better	<input checked="" type="checkbox"/>
Screening & referral	Vision, hearing, health & more	Vision, hearing & health screenings; & referral	<input checked="" type="checkbox"/>
Continuous quality improvement system	Structured classroom observations; Data used for program improvement	Structured classroom observations; data used for program improvement	<input checked="" type="checkbox"/>



For more information about the benchmarks, see the Executive Summary and Roadmap to State Profile Pages.

* Indicates that while policy meets the benchmark, it is not being implemented fully.

RESOURCES

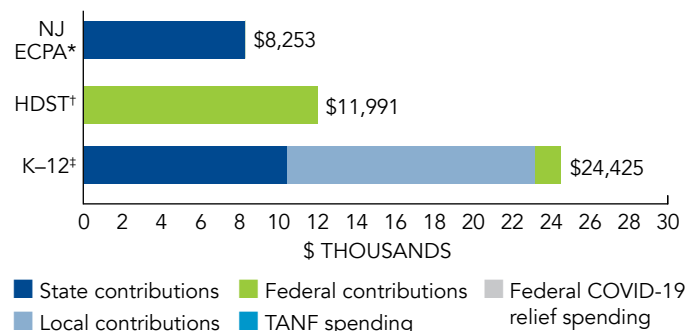
Total state pre-K spending	\$13,758,214
Local match required?.....	No
State spending per child enrolled	\$8,253
All reported spending per child enrolled*	\$8,253

* Pre-K programs may receive additional funds from federal or local sources that are not included in this figure.

† Head Start per-child spending includes funding only for 3- and 4-year-olds.

‡ K-12 expenditures include capital spending as well as current operating expenditures.

SPENDING PER CHILD ENROLLED

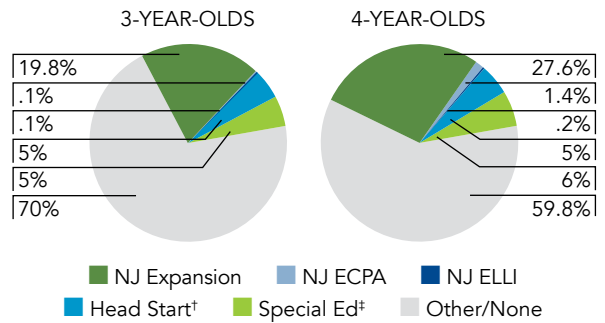


NEW JERSEY FORMER EARLY LAUNCH TO LEARNING INITIATIVE (ELLI)

ACCESS

Total state pre-K enrollment.....	316
School districts that offer state program.....	1%
Income requirement.....	185% FPL
Minimum hours of operation.....	2.5 hours/day; 5 days/week
Operating schedule.....	School or academic year

PERCENT OF POPULATION ENROLLED IN PUBLIC ECE



[†] Some Head Start children may also be counted in state pre-K (Expansion).
[‡] Estimates children in special education not also enrolled in state pre-K or Head Start.

QUALITY STANDARDS CHECKLIST

POLICY	NJ ELLI REQUIREMENT	BENCHMARK	REQUIREMENT MEETS BENCHMARK?
Early learning & development standards	Comprehensive, aligned, supported, culturally sensitive	Comprehensive, aligned, supported, culturally sensitive	<input checked="" type="checkbox"/>
Curriculum supports	Approval process & supports	Approval process & supports	<input checked="" type="checkbox"/>
Teacher degree	BA	BA	<input checked="" type="checkbox"/>
Teacher specialized training	ECE	Specializing in pre-K	<input checked="" type="checkbox"/>
Assistant teacher degree	HSD	CDA or equivalent	<input type="checkbox"/>
Staff professional development	100 hours/5 years; PD plans (teachers only); Coaching	For teachers & assistants: At least 15 hours/year; individual PD plans; coaching	<input type="checkbox"/>
Maximum class size	20 (4-year-olds)	20 or lower	<input checked="" type="checkbox"/>
Staff-child ratio	1:10 (4-year-olds)	1:10 or better	<input checked="" type="checkbox"/>
Screening & referral	Vision, hearing, health & more	Vision, hearing & health screenings; & referral	<input checked="" type="checkbox"/>
Continuous quality improvement system	Structured classroom observations; Data used for program improvement	Structured classroom observations; data used for program improvement	<input checked="" type="checkbox"/>

For more information about the benchmarks, see the Executive Summary and Roadmap to State Profile Pages.

* Indicates that while policy meets the benchmark, it is not being implemented fully.



RESOURCES

Total state pre-K spending	\$933,900
Local match required?.....	No
State spending per child enrolled	\$2,955
All reported spending per child enrolled*	\$2,955

* Pre-K programs may receive additional funds from federal or local sources that are not included in this figure.

† Head Start per-child spending includes funding only for 3- and 4-year-olds.

‡ K-12 expenditures include capital spending as well as current operating expenditures.

SPENDING PER CHILD ENROLLED

