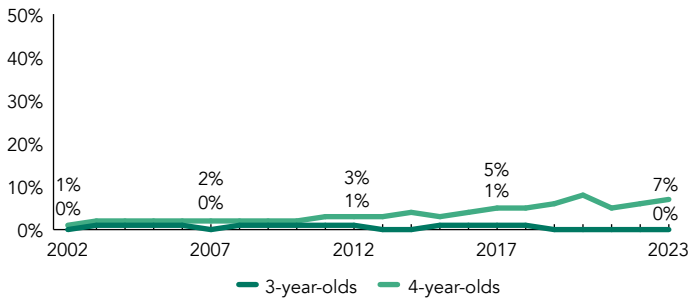
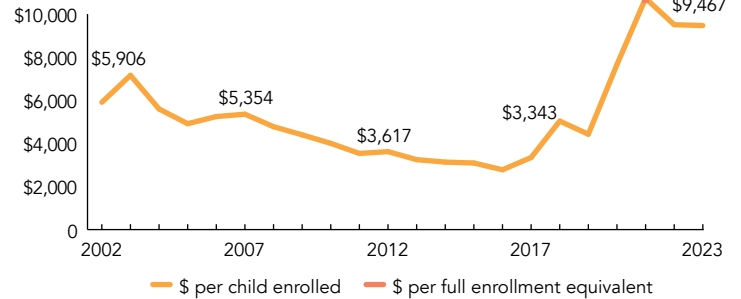


Nevada

PERCENT OF STATE POPULATION ENROLLED



STATE SPENDING PER CHILD ENROLLED (2023 DOLLARS)



OVERVIEW

During the 2022-2023 school year, Nevada preschool enrolled 2,481 children, an increase of 96 from the prior year. State spending totaled \$19,754,875 with an additional \$3,733,874 in federal recovery funds to support the program, up \$815,128 (4%), adjusted for inflation, since last year. State spending per child (including federal recovery funds) equaled \$9,467 in 2022-2023, down \$39 from 2021-2022, adjusted for inflation. The State Legislature allotted \$8,410 per child. Nevada met 7 of 10 quality standards benchmarks.

WHAT'S NEW

The 2023 Legislative session passed the Early Childhood Innovation Literacy Program (AB400) to expand and enhance a literacy program for children under the age of six. The \$70 million allocated will be used to expand State Pre-K eligibility such as expanding income eligibility and including 3-year-olds as well as developing other evidence-based literacy programs for FY24 and FY25 via competitive grants.

In December 2022, Nevada was awarded a federal Preschool Development Grant Birth through Five (PDG B-5) renewal grant for \$10 million. Funds are being used to support three buckets of work: (1) Children and Families (i.e., kindergarten transition, parent leadership, and family engagement); (2) Workforce and Quality (i.e., professional development pathways, compensation model, QRIS coaching and specialized supports, and workforce and quality leadership); and (3) Comprehensive Systems (i.e., ECAC support, B-3 leadership and alignment, and cross-sector partnerships and collaboration).

BACKGROUND

The Nevada Ready! State Pre-K (formerly known as the Nevada State Pre-Kindergarten Program) began in 2001. Programs operate in both community-based organizations and school districts. During the 2022-2023 school year, nearly 75% of enrolled children were served in programs operated by their local school districts, with 65% of school districts providing Nevada Ready! State Pre-K funded programs or classrooms. The Office of Early Learning and Development (OELD) within the Nevada Department of Education (NDE) is responsible for administering multiple early childhood state and federal funding sources including State Pre-K. Beginning in 2019-2020, pre-K funds were no longer awarded through competitive grants but were instead distributed to existing school districts or programs based on the previous year's final expenditures.

Districts and programs determine eligibility based on highest need, which can include children from low-income families, those who are homeless, English Language Learners, or children receiving special education services. Nevada Ready! State Pre-K program eligibility is set at 200% of FPL based on previous Preschool Development Grant (PDG) requirements. Programs can serve other children that do not meet the income requirement if there are no income eligible children on the waiting list and/or if they are braiding funds.

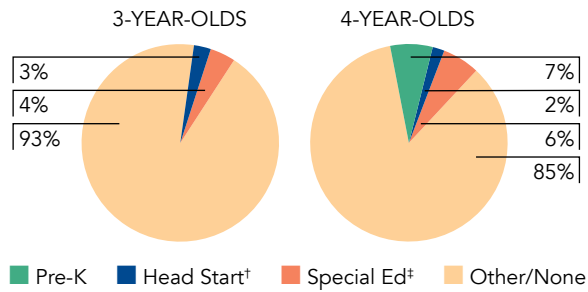
ACCESS RANKINGS		RESOURCE RANKINGS		TOTAL BENCHMARKS MET
4-YEAR-OLDS	3-YEAR-OLDS	STATE SPENDING	ALL REPORTED SPENDING	
40	None Served	9	16	7

NEVADA READY! STATE PRE-K

ACCESS

Total state pre-K enrollment	2,481
School districts that offer state program	65% (LEAs); 3 Community-Based Organizations
Income requirement	200% FPL
Minimum hours of operation	5 hours/day or 25 hours/week
Operating schedule	Determined locally
Special education enrollment, ages 3 and 4	4,081
Federally funded Head Start enrollment, ages 3 and 4	2,100
State-funded Head Start enrollment, ages 3 and 4	0

PERCENT OF POPULATION ENROLLED IN PUBLIC ECE



† Estimates children in Head Start not also enrolled in state pre-K.
† Estimates children in special education not also enrolled in state pre-K or Head Start.

QUALITY STANDARDS CHECKLIST

POLICY	NV PRE-K REQUIREMENT	BENCHMARK	REQUIREMENT MEETS BENCHMARK?
Early learning & development standards	Comprehensive, aligned, supported, culturally sensitive	Comprehensive, aligned, supported, culturally sensitive	<input checked="" type="checkbox"/>
Curriculum supports	Approval process & supports	Approval process & supports	<input checked="" type="checkbox"/>
Teacher degree	BA (public); BA (waiver if enrolled in TEACH, nonpublic)	BA	<input type="checkbox"/>
Teacher specialized training	ECE	Specializing in pre-K	<input checked="" type="checkbox"/>
Assistant teacher degree	HSD	CDA or equivalent	<input type="checkbox"/>
Staff professional development	6 credit hours/5 years (public); 24 hours/year (nonpublic)	For teachers & assistants: At least 15 hours/year; individual PD plans; coaching	<input type="checkbox"/>
Maximum class size	20 (4-year-olds)	20 or lower	<input checked="" type="checkbox"/>
Staff-child ratio	1:10 (4-year-olds)	1:10 or better	<input checked="" type="checkbox"/>
Screening & referral	Vision, hearing, health & more	Vision, hearing & health screenings; & referral	<input checked="" type="checkbox"/>
Continuous quality improvement system	Structured classroom observations; Data used for program improvement	Structured classroom observations; data used for program improvement	<input checked="" type="checkbox"/>

For more information about the benchmarks, see the Executive Summary and Roadmap to State Profile Pages.

7

RESOURCES

Total state pre-K spending	\$23,488,749
Local match required?	No
State Head Start spending	\$0
State spending per child enrolled	\$9,467
All reported spending per child enrolled*	\$9,897

* Pre-K programs may receive additional funds from federal or local sources that are not included in this figure.

† Head Start per-child spending includes funding only for 3- and 4-year-olds.

‡ K-12 expenditures include capital spending as well as current operating expenditures.

SPENDING PER CHILD ENROLLED

