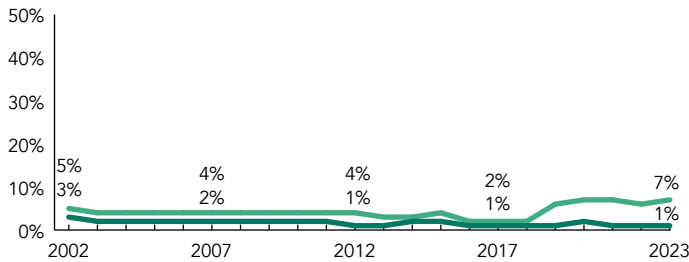
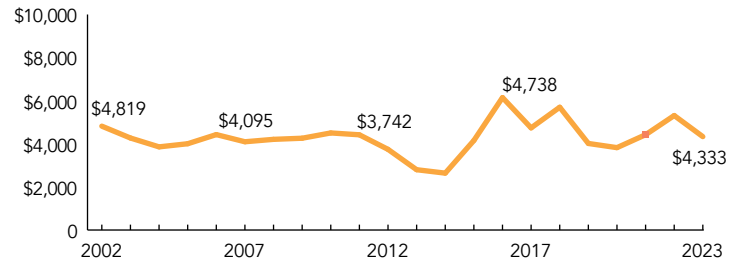


Missouri

PERCENT OF STATE POPULATION ENROLLED



STATE SPENDING PER CHILD ENROLLED (2023 DOLLARS)



OVERVIEW

During the 2022-2023 school year, Missouri preschool enrolled 6,375 children, an increase of 1,135 from the prior year. State spending totaled \$27,625,495, down \$207,515 (1%), adjusted for inflation, since last year. State spending per child equaled \$4,333 in 2022-2023, down \$978 from 2021-2022, adjusted for inflation. Missouri met 4 of 10 quality standards benchmarks.

WHAT'S NEW

The Missouri Legislature appropriated funds for quality pre-kindergarten education. House bill 2.017 appropriated \$26,084,588 to fund pre-kindergarten education in child care facilities and House bill 20.233 appropriated \$55,830,843 for pre-kindergarten education in Local Education Agencies. If all funds are expended, it will provide pre-kindergarten education to approximately half of the children in the grade level.

Missouri Department of Elementary and Secondary Education (DESE) received a \$4 million Preschool Development Grant Birth through Five (PDG B-5) planning grant in December 2022 to achieve the following objectives: disseminate innovative family engagement and early childhood workforce best practices at the state and local levels; expand the state's Quality Assurance report that will define, measure, and support quality improvement; provide recruitment and retention opportunities for early childhood professionals; strengthen Missouri's state-local partnership model through the state's community leader model and related initiatives; and enhance systems of data collection and reporting.

Missouri is developing a unified strategic plan for the state's childhood system focused on the following big goals: (1) Expand access to high-quality programs and services; (2) Improve the quality of programs and services; (3) Strengthen community leadership; (4) Modernize systems and improve operations. The activities funded by this PDG B-5 opportunity will expand upon previous PDG B-5 activities and ultimately support the Office of Childhood in achieving these four goals and more.

BACKGROUND

Beginning in the 2018-2019 school year, Missouri's Local Education Agencies (LEAs) were encouraged to use the Missouri Pre-K Foundation Formula fund for preschool. Most policy decisions are made by the LEAs but programs must meet requirements around teacher to child ratios, teacher degrees and certification, and fiscal spending and reporting.

Previously, the Missouri Preschool Program (MPP), launched in 1998, served 3- and 4-year-olds in public schools, private child-care centers, and nonprofit agencies. Programs were required to work with the local Parents as Teachers program to provide parent education, family visits, group connections, health and development screenings, and services referrals. MPP was funded through the state's Tobacco Settlement Fund. Priority for funding was given to programs serving children with special needs or from low-income families. The 2020-2021 school year was the last year of operation for MPP.

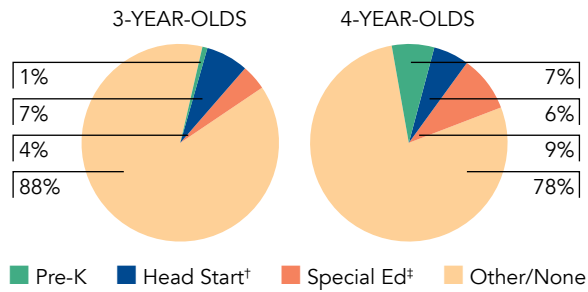
ACCESS RANKINGS		RESOURCE RANKINGS		TOTAL BENCHMARKS MET
4-YEAR-OLDS	3-YEAR-OLDS	STATE SPENDING	ALL REPORTED SPENDING	
39	30	33	38	4*

MISSOURI PRE-K FOUNDATION FORMULA

ACCESS

Total state pre-K enrollment	6,375
School districts that offer state program..	36%; 54% (charter schools)
Income requirement	185% FPL
Minimum hours of operation	Determined locally
Operating schedule	School or academic year
Special education enrollment, ages 3 and 4	10,890
Federally funded Head Start enrollment, ages 3 and 4	9,601
State-funded Head Start enrollment, ages 3 and 4	0

PERCENT OF POPULATION ENROLLED IN PUBLIC ECE



† Some Head Start children may also be counted in state pre-K.
 † Estimates children in special education not also enrolled in state pre-K or Head Start.

QUALITY STANDARDS CHECKLIST

POLICY	MO PRE-K REQUIREMENT	BENCHMARK	REQUIREMENT MEETS BENCHMARK?
Early learning & development standards	Comprehensive, aligned, supported, culturally sensitive	Comprehensive, aligned, supported, culturally sensitive	<input checked="" type="checkbox"/>
Curriculum supports	Approval process	Approval process & supports	<input type="checkbox"/>
Teacher degree	BA	BA	<input checked="" type="checkbox"/> *
Teacher specialized training	ECE, ECE SpEd	Specializing in pre-K	<input checked="" type="checkbox"/>
Assistant teacher degree	Other	CDA or equivalent	<input type="checkbox"/>
Staff professional development	30 hours/year (teachers years 1-4); 15 hours/year (teachers year 5 until exempt); PD plans and Coaching (some teachers)	For teachers & assistants: At least 15 hours/year; individual PD plans; coaching	<input type="checkbox"/>
Maximum class size	No limit (3- & 4-year-olds)	20 or lower	<input type="checkbox"/>
Staff-child ratio	1:10 (3- & 4-year-olds)	1:10 or better	<input checked="" type="checkbox"/>
Screening & referral	None	Vision, hearing & health screenings; & referral	<input type="checkbox"/>
Continuous quality improvement system	None	Structured classroom observations; data used for program improvement	<input type="checkbox"/>
			4*

For more information about the benchmarks, see the Executive Summary and Roadmap to State Profile Pages.
 * Indicates that while policy meets the benchmark, it is not being implemented fully.

RESOURCES

Total state pre-K spending	\$27,625,495
Local match required?	No
State Head Start spending	\$0
State spending per child enrolled	\$4,333
All reported spending per child enrolled*	\$4,333

* Pre-K programs may receive additional funds from federal or local sources that are not included in this figure.
 † Head Start per-child spending includes funding only for 3- and 4-year-olds.
 ‡ K-12 expenditures include capital spending as well as current operating expenditures.

SPENDING PER CHILD ENROLLED

