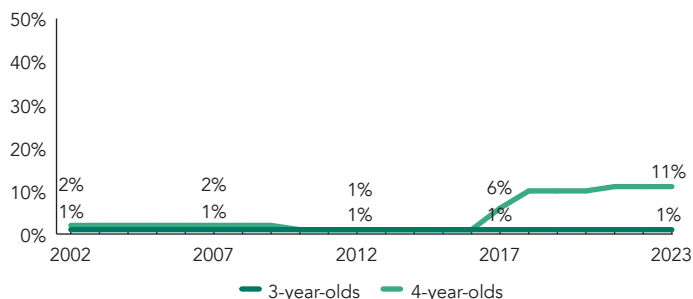
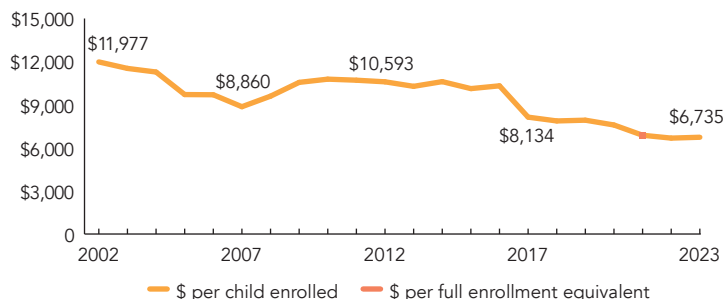


Minnesota

PERCENT OF STATE POPULATION ENROLLED



STATE SPENDING PER CHILD ENROLLED (2023 DOLLARS)



OVERVIEW

During the 2022-2023 school year, Minnesota preschool enrolled 7,799 children, a decrease of 245 children from the prior year. State spending totaled \$52,523,670 down \$1,168,499 (2%), adjusted for inflation, since last year. State spending per child equaled \$6,735 in 2022-2023, up \$60 from 2021-2022, adjusted for inflation. Minnesota met an average of 5.4 of 10 quality standards benchmarks.

WHAT'S NEW

The legislature made the current Voluntary Preschool (VPK)/School Readiness Plus (SRP) funding for 7,160 seats permanent and added an additional 5,200 seats by FY 2026. The legislature also appropriated an additional \$10 million for a total of \$35.1 million for Head Start and Early Head Start. A new state agency, Children, Youth, and Families, will be formed and operating by July 2026. Federal relief funding remained available to programs during the 2021-2022 school year, including for summer programs. Additional legislative changes for VPK/SRP include new teacher licensure requirements by 2028 and a focus on Grow Your Own programs to create on the job professional development and institute of higher education opportunities.

State funding and Preschool Development Grant funds were used to increase professional learning opportunities. The state is committed to supporting mixed-delivery partnerships between public schools, Head Start, and community-based providers. Finding qualified staff was a challenge for many preschool programs. In December 2022, the Minnesota Department of Education received a Preschool Development Grant Birth through Five (PDG B-5) planning grant for \$4 million to focus on improved systems supports, accelerating local mixed-delivery work, and workforce compensation parity activities.

BACKGROUND

Minnesota financially supplements federally designated Head Start and Early Head Start programs to increase access to early childhood education for children birth to age five. All state-supported Head Start programs are required to follow the Early Childhood Indicators of Progress (ECIPs), Minnesota's early learning standards birth to kindergarten entrance as well as the federal Head Start Performance Standards. Total state funding for Head Start was \$25.1 million and programs decide at the local level if funds are used for Head Start or Early Head Start. Recently there has been a shift towards more funding being used for Early Head Start.

A second state-funded preschool program, Voluntary Prekindergarten (VPK), was established in 2016-2017 and funded through general education funds as a new grade level with children funded at 0.6 ADM. In 2017-2018, the state legislature created the School Readiness Plus (SRP) program, a variation of VPK. Districts could apply to be a VPK or SRP district; most chose to offer VPK.

Across VPK and SRP, more than 7,000 seats were allocated to 134 school districts (including charter schools) through an application and ranking process based on free and reduced-price lunch percentages of each elementary school in the state. The program operates a minimum of 350 hours per year and serves children who are 4 years old by September 1.

Voluntary Prekindergarten standards build on existing School Readiness standards by requiring the use of a defined list of curriculum and assessment tools aligned with the early learning standards and Kindergarten Entrance Assessment, paying knowledgeable teaching staff wages comparable to local K-12 teachers, observing teacher-child interactions to guide professional development using an approved instrument, involving parents in transition planning, and measuring the impact of the program through either a self- or state-designed tool.

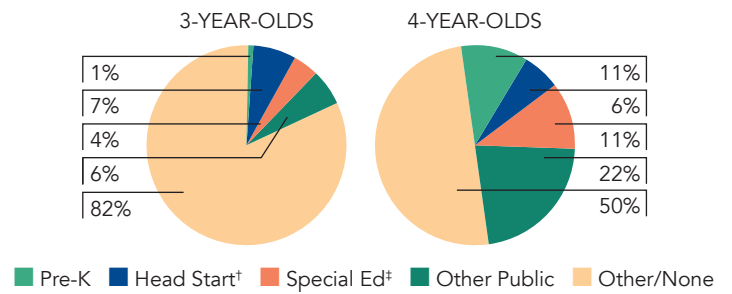
(continued)

MINNESOTA STATE OVERVIEW

ACCESS

Total state pre-K enrollment	7,799
Special education enrollment, ages 3 and 4	12,101
Federally funded Head Start enrollment, ages 3 and 4	8,756
State-funded Head Start enrollment, ages 3 and 4.....	789

PERCENT OF POPULATION ENROLLED IN PUBLIC ECE



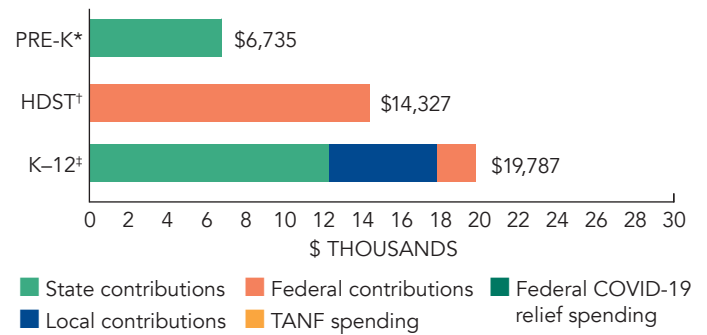
† Some Head Start children may also be counted in state pre-K (VPK/SRP).

‡ Estimates children in special education not also enrolled in state pre-K or Head Start.

RESOURCES

Total state pre-K spending	\$52,523,670
State Head Start spending	\$9,171,263
State spending per child enrolled	\$6,735
All reported spending per child enrolled*	\$6,735

SPENDING PER CHILD ENROLLED



* Pre-K programs may receive additional funds from federal or local sources that are not included in this figure.

† Head Start per-child spending includes funding only for 3- and 4-year-olds.

‡ K-12 expenditures include capital spending as well as current operating expenditures.

ACCESS RANKINGS		RESOURCE RANKINGS		TOTAL BENCHMARKS MET
4-YEAR-OLDS	3-YEAR-OLDS	STATE SPENDING	ALL REPORTED SPENDING	
37	32	19	28	5.4

Minnesota invests state-funding in several early childhood initiatives for children ages 3- and 4-years-old as of September 1 that are not included in this report: Early Learning Scholarship funding provides \$77 million in scholarships to eligible families to offset the cost of enrollment in early childhood programs earning a Three- or Four-Star Parent Aware Rating. Additionally, the state invests \$33 million in district-controlled School Readiness programs with widespread access and instructional standards similar to VPK/SRP for preschool aged children. The state also spends \$32 million on district-based Early Childhood Family Education programs providing family education and home visits with a focus on health and developmental screening, parent engagement, and community services.

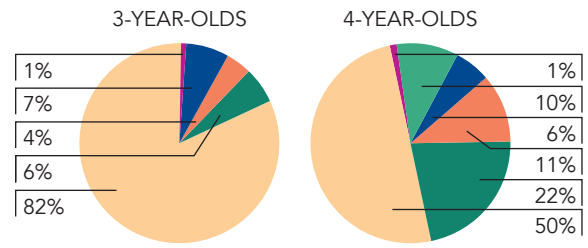
Minnesota's overall support for state-funded preschool, including enrollment and funding for both Minnesota Head Start and VPK/SRP, is depicted in the first two pages of this state profile. The third page focuses solely on Minnesota Head Start and the fourth page provides information on VPK/SRP.

MINNESOTA HEAD START

ACCESS

Total state pre-K enrollment	789
School districts that offer state program	100% (counties/parishes)
Income requirement	Per Federal Head Start: 100% FPL
Minimum hours of operation	Per Federal Head Start Program Performance Standards
Operating schedule	Determined locally

PERCENT OF POPULATION ENROLLED IN PUBLIC ECE



■ MN HdSt ■ MN VPK/SRP ■ Head Start†
■ Special Ed‡ ■ Other Public ■ Other/None

† Some Head Start children may also be counted in state pre-K (VPK/SRP).
 ‡ Estimates children in special education not also enrolled in state pre-K or Head Start.

QUALITY STANDARDS CHECKLIST

POLICY	MN HDST REQUIREMENT	BENCHMARK	REQUIREMENT MEETS BENCHMARK?
Early learning & development standards	Comprehensive, aligned, supported, culturally sensitive	Comprehensive, aligned, supported, culturally sensitive	<input checked="" type="checkbox"/>
Curriculum supports	Approval process & supports	Approval process & supports	<input checked="" type="checkbox"/>
Teacher degree	BA (public); AA (nonpublic)	BA	<input type="checkbox"/>
Teacher specialized training	ECE, CD, ECE SpEd	Specializing in pre-K	<input checked="" type="checkbox"/>
Assistant teacher degree	CDA	CDA or equivalent	<input checked="" type="checkbox"/>
Staff professional development	15 hours/year; PD plans; Coaching	For teachers & assistants: At least 15 hours/year; individual PD plans; coaching	<input checked="" type="checkbox"/>
Maximum class size	15 (3-year-olds); 20 (4-year-olds)	20 or lower	<input checked="" type="checkbox"/>
Staff-child ratio	2:15 (3-year-olds); 1:10 (4-year-olds)	1:10 or better	<input checked="" type="checkbox"/>
Screening & referral	Vision, hearing, health & more	Vision, hearing & health screenings; & referral	<input checked="" type="checkbox"/>
Continuous quality improvement system	Structured classroom observations; Data used for program improvement	Structured classroom observations; data used for program improvement	<input checked="" type="checkbox"/>

For more information about the benchmarks, see the Executive Summary and Roadmap to State Profile Pages.

9

RESOURCES

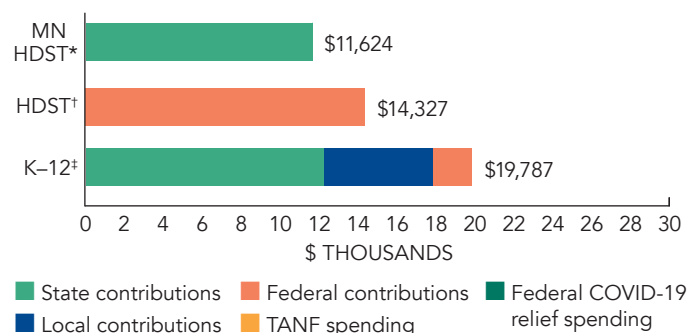
Total state pre-K spending	\$9,171,263
Local match required?	No
State spending per child enrolled	\$11,624
All reported spending per child enrolled*	\$11,624

* Pre-K programs may receive additional funds from federal or local sources that are not included in this figure.

† Head Start per-child spending includes funding only for 3- and 4-year-olds.

‡ K-12 expenditures include capital spending as well as current operating expenditures.

SPENDING PER CHILD ENROLLED

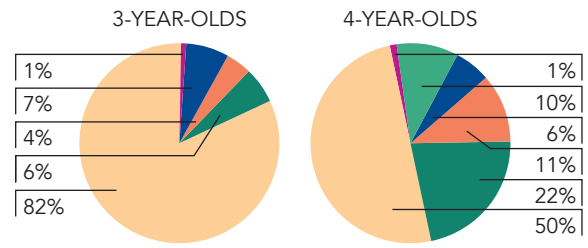


MINNESOTA VOLUNTARY PREKINDERGARTEN (VPK) AND SCHOOL READINESS PLUS (SRP)

ACCESS

Total state pre-K enrollment 7,010
 School districts that offer state program ... 35%; 11% (charter schools)
 Income requirement No income requirement
 Minimum hours of operation 350 instructional hours/year
 Operating schedule School or academic year

PERCENT OF POPULATION ENROLLED IN PUBLIC ECE



■ MN HdSt ■ MN VPK/SRP ■ Head Start†
 ■ Special Ed† ■ Other Public ■ Other/None

† Some Head Start children may also be counted in state pre-K (VPK/SRP).
 † Estimates children in special education not also enrolled in state pre-K or Head Start.

QUALITY STANDARDS CHECKLIST

POLICY	MN VPK/SRP REQUIREMENT	BENCHMARK	REQUIREMENT MEETS BENCHMARK?
Early learning & development standards	Comprehensive, aligned, supported, culturally sensitive	Comprehensive, aligned, supported, culturally sensitive	<input checked="" type="checkbox"/>
Curriculum supports	Approval process & supports	Approval process & supports	<input checked="" type="checkbox"/>
Teacher degree	Other	BA	<input type="checkbox"/>
Teacher specialized training	Other	Specializing in pre-K	<input type="checkbox"/>
Assistant teacher degree	Determined locally	CDA or equivalent	<input type="checkbox"/>
Staff professional development	10 hours/year (all teachers & assistants); 125 hours/5 years (licensed teachers only); PD plans (teachers only); Coaching	For teachers & assistants: At least 15 hours/year; individual PD plans; coaching	<input type="checkbox"/>
Maximum class size	20 (4-year-olds)	20 or lower	<input checked="" type="checkbox"/>
Staff-child ratio	1:10 (4-year-olds)	1:10 or better	<input checked="" type="checkbox"/>
Screening & referral	Vision, hearing, health & more	Vision, hearing & health screenings; & referral	<input checked="" type="checkbox"/>
Continuous quality improvement system	Structured classroom observations; Data used for program improvement at the local level only	Structured classroom observations; data used for program improvement	<input type="checkbox"/>

For more information about the benchmarks, see the Executive Summary and Roadmap to State Profile Pages.

5

RESOURCES

Total state pre-K spending \$43,352,407
 Local match required? No
 State spending per child enrolled \$6,184
 All reported spending per child enrolled* \$6,184

* Pre-K programs may receive additional funds from federal or local sources that are not included in this figure.

† Head Start per-child spending includes funding only for 3- and 4-year-olds.

‡ K-12 expenditures include capital spending as well as current operating expenditures.

SPENDING PER CHILD ENROLLED

