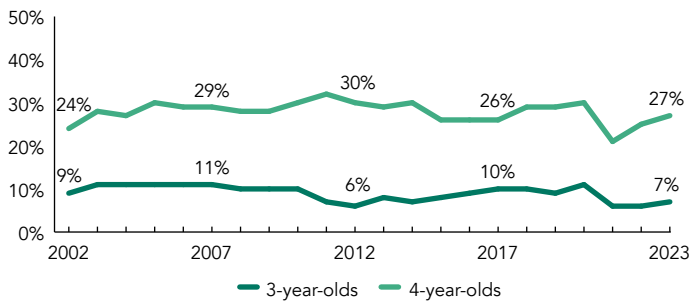
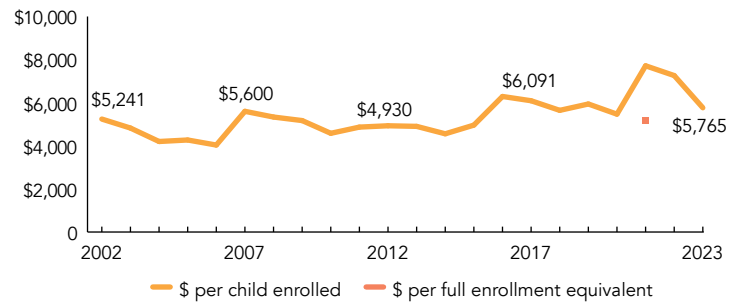


Kentucky

PERCENT OF STATE POPULATION ENROLLED



STATE SPENDING PER CHILD ENROLLED (2023 DOLLARS)



OVERVIEW

During the 2022-2023 school year, Kentucky preschool enrolled 19,523 children, an increase of 1,912 from the prior year. State spending totaled \$87,194,951, and an additional \$25,358,944 in federal recovery funds supported the program, down \$15,298,045 (12%), adjusted for inflation, since last year. State spending per child (including federal recovery funds) equaled \$5,765 in 2022-2023, down \$1,495 from 2021-2022, adjusted for inflation. Kentucky met 8 of 10 quality standards benchmarks.

WHAT'S NEW

In December 2022, Kentucky was awarded a federal Preschool Development Grant Birth through Five (PDG B-5) renewal grant for \$11,990,400. Funds are being used to refresh Kentucky's needs assessment and strategic plan; support family engagement; document exemplar practices, opportunities, and gaps; and effectively transition children across the continuum of educational milestones, prioritizing highly vulnerable and un- or under-served children.

In June 2022, the state's revised Early Childhood Standards and Family Guides were officially launched and are aligned with the Kentucky Academic Standards and include supports for dual language learners and additional resources.

During the pandemic, including the 2021-2022 school year, participation in All STARS (QRIS) was not monitored and ECERS data were not collected. In 2022-2023, program quality data were collected again for planning purposes.

Using federal recovery funds, the Office of Special Education and Early Learning (OSEEL) is implementing a project for delivering high-quality training and coaching to preschool through third grade (P-3) staff and administrators designed to improve learning outcomes of young children that were disproportionately impacted by the ongoing pandemic. The project includes hiring statewide trainers and coaches with backgrounds in early literacy, early mathematics, positive approaches to behavior and discipline, and/or high-quality preschool.

BACKGROUND

The Kentucky Preschool Program (KPP), launched in 1990, is available to 4-year-olds from low-income families, and 3- and 4-year-olds with disabilities. KPP programs operate half- or full-day, for at least 2.5 hours per day, four or five days per week. Income eligibility increased from 150% to 160% FPL beginning with the 2015-2016 school year. Children who do not meet state eligibility requirements may still participate if there is space, but they are funded either by the school district or tuition rather than state dollars.

KPP is administered by the Kentucky Department of Education (KDE), Office of Special Education and Early Learning, School Readiness Branch. Funds are distributed to school districts through a funding formula. School districts may subcontract with private child care centers, Head Start programs, and special education providers to offer preschool services.

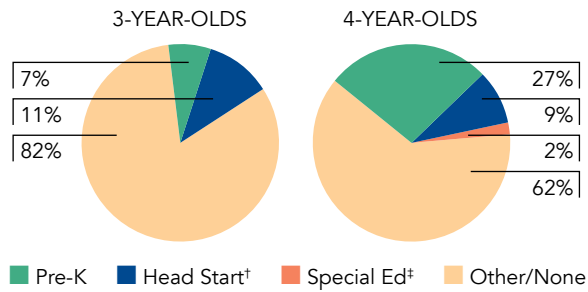
ACCESS RANKINGS		RESOURCE RANKINGS		TOTAL BENCHMARKS MET
4-YEAR-OLDS	3-YEAR-OLDS	STATE SPENDING	ALL REPORTED SPENDING	
25	18	24	10	8*

KENTUCKY PRESCHOOL PROGRAM

ACCESS

Total state pre-K enrollment	19,523
School districts that offer state program	100%
Income requirement	160% FPL
Minimum hours of operation	2.5 hours/day
Operating schedule	School or academic year
Special education enrollment, ages 3 and 4	11,486
Federally funded Head Start enrollment, ages 3 and 4	11,563
State-funded Head Start enrollment, ages 3 and 4	0

PERCENT OF POPULATION ENROLLED IN PUBLIC ECE



† Estimates children in Head Start not also enrolled in state pre-K.
‡ Estimates children in special education not also enrolled in state pre-K or Head Start.

QUALITY STANDARDS CHECKLIST

POLICY	KY PRE-K REQUIREMENT	BENCHMARK	REQUIREMENT MEETS BENCHMARK?
Early learning & development standards	Comprehensive, aligned, supported, culturally sensitive	Comprehensive, aligned, supported, culturally sensitive	<input checked="" type="checkbox"/>
Curriculum supports	Approval process & supports	Approval process & supports	<input checked="" type="checkbox"/>
Teacher degree	BA	BA	<input checked="" type="checkbox"/>
Teacher specialized training	ECE, CD, ECE SpEd	Specializing in pre-K	<input checked="" type="checkbox"/>
Assistant teacher degree	HSD	CDA or equivalent	<input type="checkbox"/>
Staff professional development	24 hours/year (teachers); 18 hours/year (assistants); PD plans (public teachers only); Coaching (certified teachers)	For teachers & assistants: At least 15 hours/year; individual PD plans; coaching	<input type="checkbox"/>
Maximum class size	20 (3- & 4-year-olds)	20 or lower	<input checked="" type="checkbox"/>
Staff-child ratio	1:10 (3- & 4-year-olds)	1:10 or better	<input checked="" type="checkbox"/>
Screening & referral	Vision, hearing, health & more	Vision, hearing & health screenings; & referral	<input checked="" type="checkbox"/>
Continuous quality improvement system	Structured classroom observations; Data used for program improvement	Structured classroom observations; data used for program improvement	<input checked="" type="checkbox"/> *

For more information about the benchmarks, see the Executive Summary and Roadmap to State Profile Pages.

* Indicates that while policy meets the benchmark, it is not being implemented fully.

8*

RESOURCES

Total state pre-K spending	\$112,553,895
Local match required?	No
State Head Start spending	\$0
State spending per child enrolled	\$5,765
All reported spending per child enrolled*	\$11,420

* Pre-K programs may receive additional funds from federal or local sources that are not included in this figure.

† Head Start per-child spending includes funding only for 3- and 4-year-olds.

‡ K-12 expenditures include capital spending as well as current operating expenditures.

SPENDING PER CHILD ENROLLED

