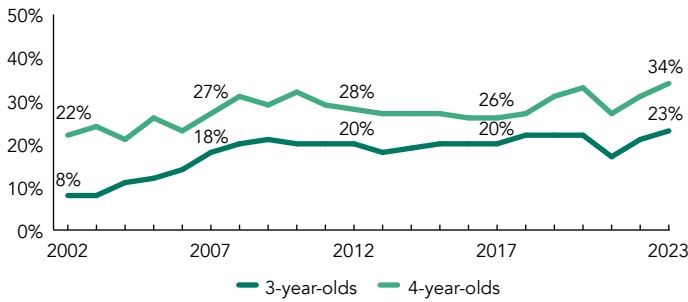
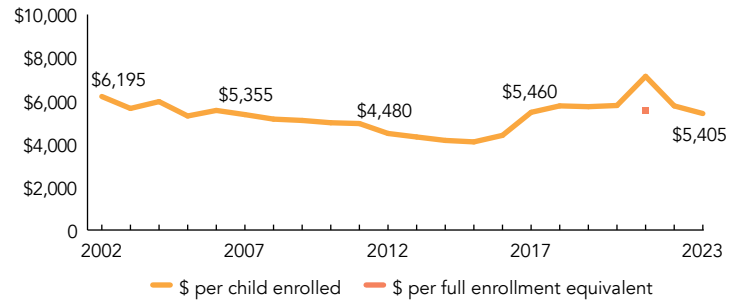


Illinois

PERCENT OF STATE POPULATION ENROLLED



STATE SPENDING PER CHILD ENROLLED (2023 DOLLARS)



OVERVIEW

During the 2022-2023 school year, Illinois preschool enrolled 81,181 children, an increase of 4,938 from the prior year. State spending totaled \$438,746,040, down \$365,078 (0.1%), adjusted for inflation, since last year. State spending per child equaled \$5,405 in 2022-2023, down \$355 from 2021-2022, adjusted for inflation. Illinois met 8 of 10 quality standards benchmarks.

WHAT'S NEW

For FY23, Governor Pritzker signed the state budget with a 10% increase (\$54.4 million) to the Early Childhood Block Grant (ECBG). The funds allowed the Illinois State Board of Education (ISBE) to increase the slots for Preschool for All (PFA), Preschool for All Expansion, and the Prevention Initiative.

In 2022-2023, Illinois implemented a \$4 million Preschool Development Grant Birth through Five (PDG B-5) planning grant. Funds were used for an initiative to improve the capacity of community-based early learning providers to identify and serve English learners. The project provides training for community-based early learning providers to interview families and administer language screeners, as appropriate, and deploy a team of consultants to conduct screening services on site when needed.

In FY24, Governor Pritzker invested in a multi-year Smart Start Illinois plan to expand access to preschool for Illinois' youngest learners. This expansion will ensure there are enough seats to serve all children whose parents wish to enroll them in a high-quality early childhood program. Additionally, Smart Start Illinois increases funding for childcare providers to raise wages and quality, invest in new early childhood facilities, and reach more vulnerable families with early support. The \$250 million investment in FY24 includes \$75 million in additional funding for the Early Childhood Block Grant to put Illinois on a path to create more than 20,000 new pre-K seats.

BACKGROUND

The Illinois Prekindergarten Program for At-Risk Children was founded in 1985. The Illinois PFA initiative began in 2006 with the goal of providing pre-K to all 3- and 4-year-olds by 2012. Starting in 2017, the PFA Expansion Program began when the State was awarded a federal Preschool Development Grant. The Illinois PFA and PFA Expansion programs are now combined to operate in almost all counties. Funding for Preschool for All is awarded on a competitive basis to public schools, private childcare, Head Start, faith-based centers, higher education institutions, and regional offices of education.

Preschool for All programs are required to provide instruction in children's home language if there are 20 or more English Language Learners (ELLs) with the same home language enrolled in a program. All pre-K teachers are required to meet bilingual education certification requirements. Language of instruction is determined locally if there are fewer than 20 ELLs with the same home language, however English as a Second Language and other home language supports may be provided.

ACCESS RANKINGS	
4-YEAR-OLDS	3-YEAR-OLDS
19	3

RESOURCE RANKINGS	
STATE SPENDING	ALL REPORTED SPENDING
27	26

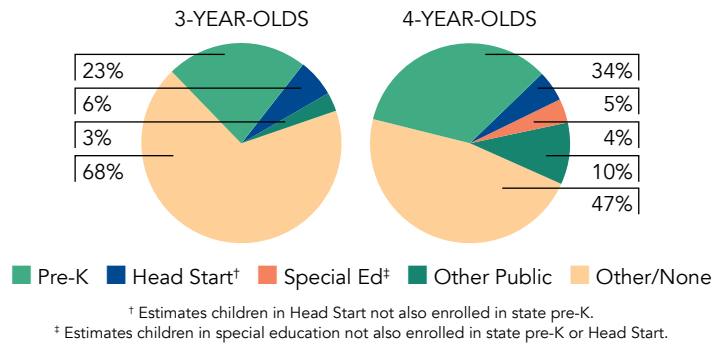
TOTAL BENCHMARKS MET
8

ILLINOIS PRESCHOOL FOR ALL AND PRESCHOOL EXPANSION

ACCESS

Total state pre-K enrollment.....	81,181
School districts that offer state program.....	98% (counties)
Income requirement.....	No income requirement
Minimum hours of operation.....	2.5 hours/day; 5 days/week
Operating schedule.....	School or academic year
Special education enrollment, ages 3 and 4.....	23,539
Federally funded Head Start enrollment, ages 3 and 4.....	16,390
State-funded Head Start enrollment, ages 3 and 4.....	0

PERCENT OF POPULATION ENROLLED IN PUBLIC ECE



QUALITY STANDARDS CHECKLIST

POLICY	IL PRE-K REQUIREMENT	BENCHMARK	REQUIREMENT MEETS BENCHMARK?
Early learning & development standards	Comprehensive, aligned, supported, culturally sensitive	Comprehensive, aligned, supported, culturally sensitive	<input checked="" type="checkbox"/>
Curriculum supports	Approval process & supports	Approval process & supports	<input checked="" type="checkbox"/>
Teacher degree	BA	BA	<input checked="" type="checkbox"/>
Teacher specialized training	ECE, ECE SpEd	Specializing in pre-K	<input checked="" type="checkbox"/>
Assistant teacher degree	Educator License	CDA or equivalent	<input type="checkbox"/>
Staff professional development	120 hours/5 years (teachers); PD plans; Coaching (PFA Expansion)	For teachers & assistants: At least 15 hours/year; individual PD plans; coaching	<input type="checkbox"/>
Maximum class size	20 (3- & 4-year-olds)	20 or lower	<input checked="" type="checkbox"/>
Staff-child ratio	1:10 (3- & 4-year-olds)	1:10 or better	<input checked="" type="checkbox"/>
Screening & referral	Vision, hearing, health & more	Vision, hearing & health screenings; & referral	<input checked="" type="checkbox"/>
Continuous quality improvement system	Structured classroom observations; Data used for program improvement	Structured classroom observations; data used for program improvement	<input checked="" type="checkbox"/>

For more information about the benchmarks, see the Executive Summary and Roadmap to State Profile Pages.



RESOURCES

Total state pre-K spending.....	\$438,746,040
Local match required?.....	No
State Head Start spending.....	\$0
State spending per child enrolled.....	\$5,405
All reported spending per child enrolled*.....	\$7,858

* Pre-K programs may receive additional funds from federal or local sources that are not included in this figure.

† Head Start per-child spending includes funding only for 3- and 4-year-olds.

‡ K-12 expenditures include capital spending as well as current operating expenditures.

SPENDING PER CHILD ENROLLED

