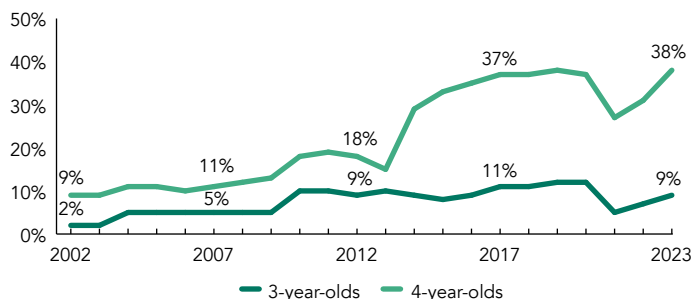
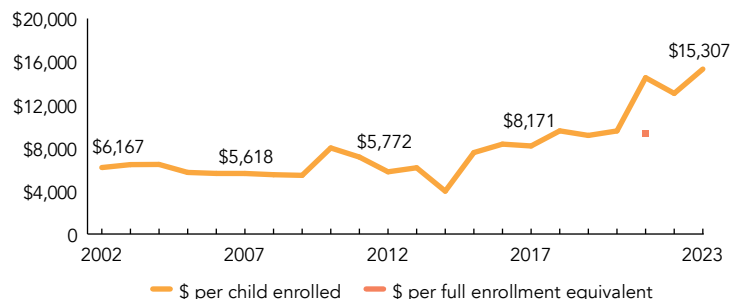


California

PERCENT OF STATE POPULATION ENROLLED



STATE SPENDING PER CHILD ENROLLED
(2023 DOLLARS)



OVERVIEW

During the 2022-2023 school year, California's two preschool programs together enrolled 209,081 children, an increase of 27,467 from the prior year. State spending for the two programs totaled \$2,989,941,651, with an additional \$210,393,445 in federal recovery funds to support the program, up \$830,595,002 (35%), adjusted for inflation, since last year. State spending per child (including federal recovery funds) averaged \$15,307 in 2022-2023, up \$2,258 from 2021-2022, adjusted for inflation. In 2022-2023, state spending per child was \$19,817 (including federal recovery funds) for the California State Preschool Program (CSPP) and \$11,165 for the Transitional Kindergarten (TK) program. The CSPP met 6 of 10 quality standards benchmarks and TK met 3 of 10.

WHAT'S NEW

California State Preschool Programs (CSPP) received additional funding to cover family fee waivers through the 2022-2023 school year. California published its Master Plan for Early Learning and Care (MPELC) in December 2020. The MPELC seeks to promote school readiness by recommending the expansion of a mixed-delivery system, increased access for three-year-olds, and universal preschool for all four-year-olds.

In 2022-2023, California was in the first year of ramping up its full implementation of universal TK by funding \$614 million to expand eligibility for TK to all children turning five years old by February 2. An additional \$383 million supported reducing child to teacher ratios by adding a second adult to TK classrooms. In 2022-2023, the Universal Prekindergarten Planning and Implementation Grant Program allocated another \$300 million to local educational agencies (LEAs) to support planning and implementation costs to expand access to classroom-based prekindergarten programs at LEAs. This school year, school districts and charter schools must maintain an average TK class enrollment of no more than 24 children with a 1 to 12 child to teacher ratio in each classroom. Commencing with the 2025-2026 school year, TK classrooms must have an average ratio of 1 adult to 10 children. Beginning in 2022-2023, TK expanded by increasing the age-eligibility window until the program is fully universal by 2025-2026. The California Department of Education continued to update the California Preschool Learning Foundations to reflect the prekindergarten year and incorporate research on supporting dual language learners and children with disabilities.

In December 2022, the California Health & Human Services Agency received a Preschool Development Grant Birth through Five (PDG B-5) planning grant for \$4 million to include expanded activities from existing partners of PDG B-5 renewal grant, supportive resources for the Early Childhood Integrated Data System project and a new PDG B-5 California Department of Social Services team member to focus on Workforce Development and support PDG B-5 activities.

BACKGROUND

In 2008, the California State Preschool Program Act created the CSPP by consolidating several early childhood initiatives into one funding stream. CSPP provides part- and full-day preschool to 3- and 4-year-olds. In addition to meeting eligibility requirements for CSPP (now 100% SMI), families are prioritized for full-day services if they have established at least one of the following: employment/seeking employment, education or vocational training, homelessness, or parental incapacity. CSPP awards funding through a competitive application process to school districts, private and faith-based agencies, Head Start programs, higher education institutions, counties, cities, and tribal organizations. A family is eligible for full-day CSPP for at least 24 months if age-eligibility requirements are met. A family is eligible for part-day CSPP services for the remainder of the current program year and the following program year, provided the child continues to meet age eligibility requirements. Teachers are required to have California Child Development Associate Teacher Permits and can receive grants for professional learning. CSPP classrooms receive structured quality observations using the ECERS-R at least once a year.

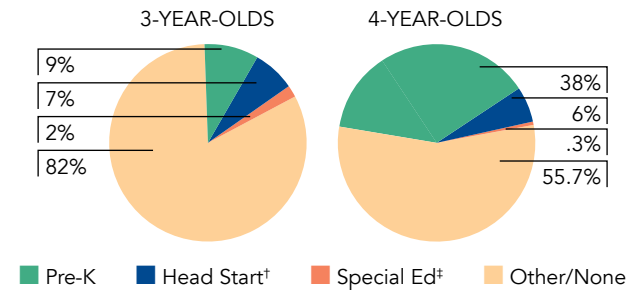
(continued)

CALIFORNIA STATE OVERVIEW

ACCESS

Total state pre-K enrollment	209,081
Special education enrollment, ages 3 and 4	36,152
Federally funded Head Start enrollment, ages 3 and 4	56,080
State-funded Head Start enrollment, ages 3 and 4.....	0

PERCENT OF POPULATION ENROLLED IN PUBLIC ECE

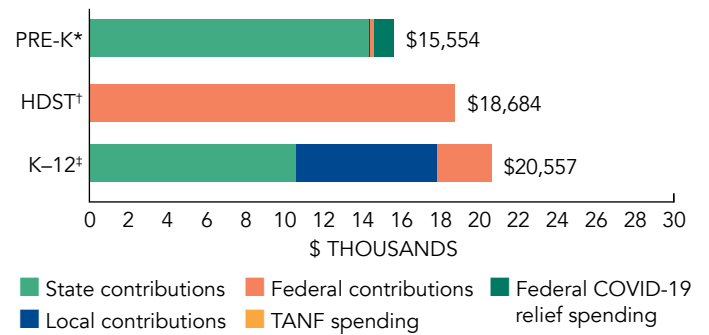


† Some Head Start children may also be counted in state pre-K.
‡ Estimates children in special education not also enrolled in state pre-K or Head Start.

RESOURCES

Total state pre-K spending	\$3,200,335,096
State Head Start spending	\$0
State spending per child enrolled	\$15,307
All reported spending per child enrolled*	\$15,554

SPENDING PER CHILD ENROLLED



* Pre-K programs may receive additional funds from federal or local sources that are not included in this figure.
† Head Start per-child spending includes funding only for 3- and 4-year-olds.
‡ K-12 expenditures include capital spending as well as current operating expenditures.

ACCESS RANKINGS	
4-YEAR-OLDS	3-YEAR-OLDS
16	15

RESOURCE RANKINGS	
STATE SPENDING	ALL REPORTED SPENDING
4	4

TOTAL BENCHMARKS MET
4.4

California TK began during the 2012-2013 school year when the kindergarten age eligibility shifted from December 2 to September 1. In June 2015 an amendment to state law allowed children turning 5 years old after December 2 to attend TK at the beginning of the school year, at the discretion of the local educational agency. In 2022-2023, TK was the first year of a two-year kindergarten program for children born between September 2 and February 2. TK follows kindergarten law for class size, teacher qualifications, funding, and serving English language learners. By the 2025-2026 school year, TK will be available to all 4-year-olds in the state.

Beginning in the 2018-2019 school year, CSPP- and TK-enrolled children can be served in the same classroom. Classrooms consisting of commingled CSPP and TK children are intended to support student transition, allow school districts and charter schools to braid funding streams, and support the overall quality of the programs by requiring that standards from both programs are met.

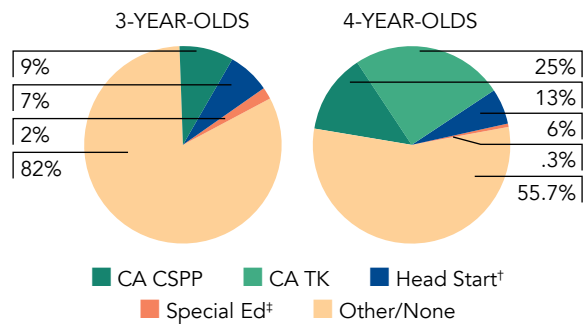
California's overall support for state-funded preschool is depicted in the first two pages of this state profile. The third page focuses on CSPP and the fourth on TK.

CALIFORNIA STATE PRESCHOOL PROGRAM (CSPP)

ACCESS

Total state pre-K enrollment	100,081
School districts that offer state program	97% (counties)
Income requirement	100% SMI
Minimum hours of operation	3 hours/day; 5 days/week
Operating schedule	Determined locally

PERCENT OF POPULATION ENROLLED IN PUBLIC ECE



† Some Head Start children may also be counted in state pre-K.
‡ Estimates children in special education not also enrolled in state pre-K or Head Start.

QUALITY STANDARDS CHECKLIST

POLICY	CA CSPP REQUIREMENT	BENCHMARK	REQUIREMENT MEETS BENCHMARK?
Early learning & development standards	Comprehensive, aligned, supported, culturally sensitive	Comprehensive, aligned, supported, culturally sensitive	<input checked="" type="checkbox"/>
Curriculum supports	Approval process & supports	Approval process & supports	<input checked="" type="checkbox"/>
Teacher degree	California Child Development Associate Teacher Permit	BA	<input type="checkbox"/>
Teacher specialized training	ECE, CD	Specializing in pre-K	<input checked="" type="checkbox"/>
Assistant teacher degree	HSD	CDA or equivalent	<input type="checkbox"/>
Staff professional development	105 hours/5 years; PD plans (Determined locally)	For teachers & assistants: At least 15 hours/year; individual PD plans; coaching	<input type="checkbox"/>
Maximum class size	No limit (3- & 4-year-olds)	20 or lower	<input type="checkbox"/>
Staff-child ratio	1:8 (3- & 4-year-olds)	1:10 or better	<input checked="" type="checkbox"/>
Screening & referral	Vision, hearing, health & more	Vision, hearing & health screenings; & referral	<input checked="" type="checkbox"/>
Continuous quality improvement system	Structured classroom observations; Data used for program improvement	Structured classroom observations; data used for program improvement	<input checked="" type="checkbox"/>

For more information about the benchmarks, see the Executive Summary and Roadmap to State Profile Pages.

6

RESOURCES

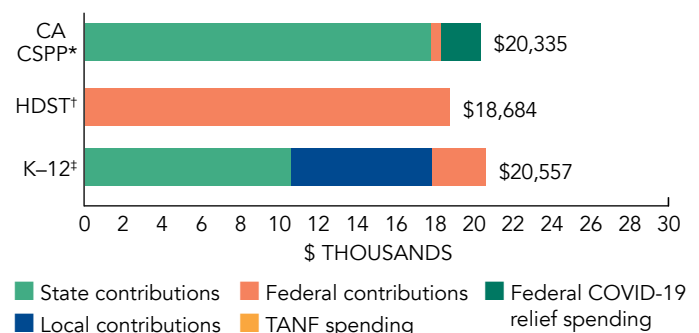
Total state pre-K spending	\$1,983,335,096
Local match required?	Yes
State spending per child enrolled	\$19,817
All reported spending per child enrolled*	\$20,335

* Pre-K programs may receive additional funds from federal or local sources that are not included in this figure.

† Head Start per-child spending includes funding only for 3- and 4-year-olds.

‡ K-12 expenditures include capital spending as well as current operating expenditures.

SPENDING PER CHILD ENROLLED

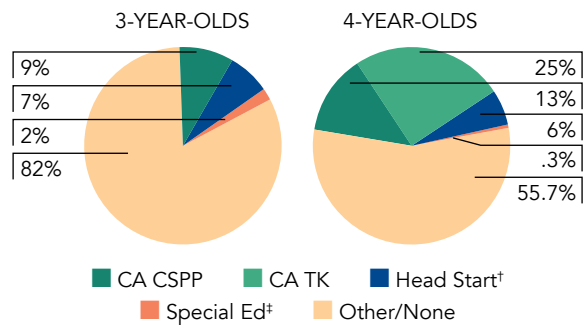


CALIFORNIA TRANSITIONAL KINDERGARTEN (TK) PROGRAM

ACCESS

Total state pre-K enrollment	109,000
School districts that offer state program	100% (counties)
Income requirement	No income requirement
Minimum hours of operation	3 hours/day; 5 days/week
Operating schedule	Determined locally

PERCENT OF POPULATION ENROLLED IN PUBLIC ECE



† Some Head Start children may also be counted in state pre-K.
‡ Estimates children in special education not also enrolled in state pre-K or Head Start.

QUALITY STANDARDS CHECKLIST

POLICY	CA TK REQUIREMENT	BENCHMARK	REQUIREMENT MEETS BENCHMARK?
Early learning & development standards	Comprehensive, aligned, supported, culturally sensitive	Comprehensive, aligned, supported, culturally sensitive	<input checked="" type="checkbox"/>
Curriculum supports	Approval process & supports	Approval process & supports	<input checked="" type="checkbox"/>
Teacher degree	BA	BA	<input checked="" type="checkbox"/>
Teacher specialized training	ECE, CD, Elem. Ed.	Specializing in pre-K	<input type="checkbox"/>
Assistant teacher degree	HSD	CDA or equivalent	<input type="checkbox"/>
Staff professional development	Determined locally	For teachers & assistants: At least 15 hours/year; individual PD plans; coaching	<input type="checkbox"/>
Maximum class size	24 (4-year-olds)	20 or lower	<input type="checkbox"/>
Staff-child ratio	1:12 (average, 4-year-olds)	1:10 or better	<input type="checkbox"/>
Screening & referral	Vision, hearing, health & more; Referrals not required	Vision, hearing & health screenings; & referral	<input type="checkbox"/>
Continuous quality improvement system	Structured classroom observations only in TK classes comingled with CSPP	Structured classroom observations; data used for program improvement	<input type="checkbox"/>

For more information about the benchmarks, see the Executive Summary and Roadmap to State Profile Pages.

3

RESOURCES

Total state pre-K spending	\$1,217,000,000
Local match required?	No
State spending per child enrolled	\$11,165
All reported spending per child enrolled*	\$11,165

* Pre-K programs may receive additional funds from federal or local sources that are not included in this figure.

† Head Start per-child spending includes funding only for 3- and 4-year-olds.

‡ K-12 expenditures include capital spending as well as current operating expenditures.

SPENDING PER CHILD ENROLLED

