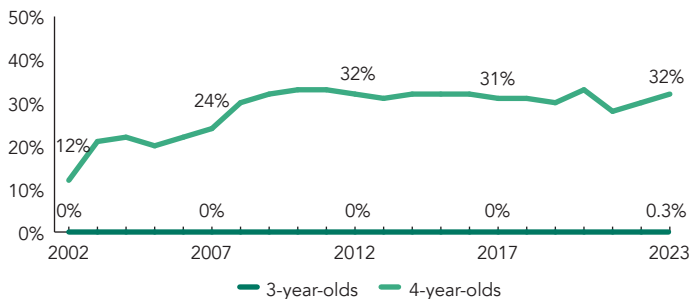
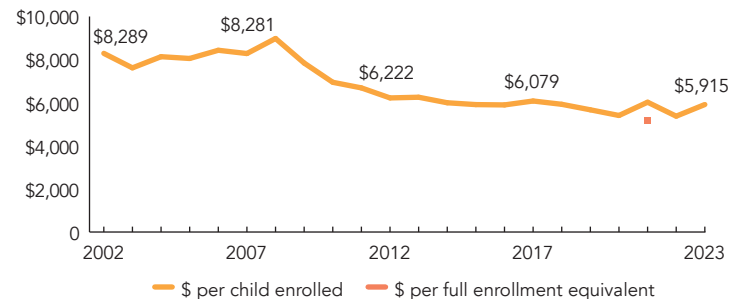


Louisiana

PERCENT OF STATE POPULATION ENROLLED



STATE SPENDING PER CHILD ENROLLED (2023 DOLLARS)



OVERVIEW

During the 2022-2023 school year, Louisiana preschool enrolled 18,457 children, an increase of 462 from the prior year. State spending totaled \$58,547,582 and an additional \$50,631,900 in TANF funds supported preschool, up \$12,451,353 (13%), adjusted for inflation, since last year. State spending per child (including TANF) equaled \$5,915 in 2022-2023, up \$540 from 2021-2022, adjusted for inflation. Louisiana met an average of 7.9 of 10 quality standards benchmarks.

WHAT'S NEW

In June 2022, the State Legislature approved an increase of \$17,076,000 for the Cecil J. Picard LA 4 Early Childhood Program (LA 4) and \$1,404,000 for the Nonpublic Schools Early Childhood Development Program (NSECD). These funds were used to increase the reimbursement rate per student in LA 4 and NSECD during the 2022-2023 academic year. The increased reimbursement rate will be maintained for the 2023-2024 academic year.

BACKGROUND

Louisiana has three distinct state funded preschool programs: the 8(g) Student Enhancement Block Grant Program (8(g)), the Cecil J. Picard LA 4 Early Childhood Program (LA 4), and the Nonpublic Schools Early Childhood Development Program (NSECD). Many school districts also use federal Title I funding to provide high-quality pre-K to 4-year-olds in public schools, typically adopting the same standards as LA 4.

The first of Louisiana's state-funded pre-K programs, initially established in 1988, is the 8(g) program. It was created to compensate for the loss of the Model Early Childhood Program when matching annual appropriations for that program ended. The 8(g) program serves 4-year-old children and priority is given to students living at or below 200% FPL. However, if all income-eligible children are served, additional students may be served if they are deemed "developmentally unprepared."

The largest of the three state-funded pre-K programs, the LA 4 program (formerly LA 4 and Starting Points), was established in 2001 and serves 4-year-old children in public schools, independent LEA charter schools, and tribal schools. Programs can subcontract with Head Start, Type III licensed child care centers, and non-independent LEA charter schools to deliver the LA 4 program. Teachers in LA 4 are required to have a minimum of a bachelor's degree and meet all the qualifications required for public school teachers, regardless of where the program is located. Eligibility for this program is based on income: all children must be at or below 200% FPL to enroll.

Also established in 2001, the NSECD program supports high-quality pre-K for 3- and 4-year-olds in nonpublic settings. Teachers in the NSECD program are required to have a bachelor's degree and assistant teachers are required to have at least a CDA. NSECD has the same eligibility requirements as the LA 4 program and funding is available for this program on a competitive basis.

During the 2012 session, the Louisiana Legislature passed Act 3, unifying multiple early childhood initiatives under the DOE and in collaboration with other state agencies. This system contains aligned program standards, a quality rating and improvement accountability system in which all programs receiving state and/or federal funds are required to participate, a unified professional development system, birth-through-five early learning and development standards, and a cross-agency integrated data system.

During the 2016-2017 school year, Louisiana completed its first full year of the unified quality rating and improvement system for all publicly funded childcare, Head Start and pre-K sites. The state shared information for all programs serving children birth to age five via a family friendly website, www.louisianaschools.com, which provides comparable information about program quality.

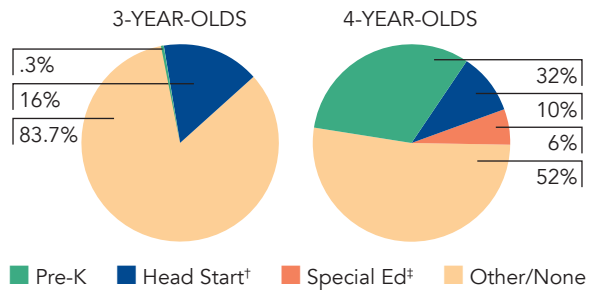
Louisiana's overall support for state-funded preschool, including enrollment and funding for 8(g), LA 4, and NSECD, is depicted in the first two pages of this state profile. The third page focuses on 8(g), the fourth page on LA 4, and the fifth page on NSECD.

LOUISIANA STATE OVERVIEW

ACCESS

Total state pre-K enrollment	18,457
Special education enrollment, ages 3 and 4	6,112
Federally funded Head Start enrollment, ages 3 and 4	14,722
State-funded Head Start enrollment, ages 3 and 4.....	0

PERCENT OF POPULATION ENROLLED IN PUBLIC ECE

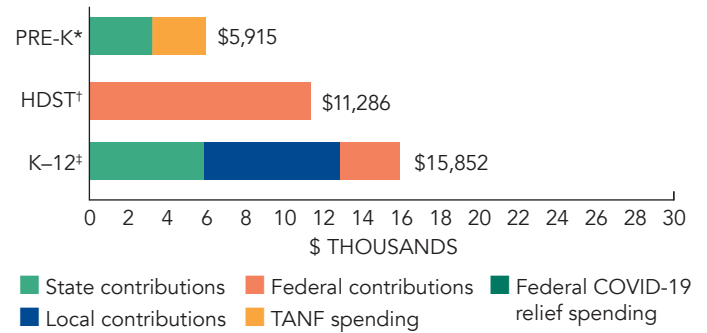


† Estimates children in Head Start not also enrolled in state pre-K.
‡ Estimates children in special education not also enrolled in state pre-K or Head Start.

RESOURCES

Total state pre-K spending	\$109,179,482
State Head Start spending	\$0
State spending per child enrolled	\$5,915
All reported spending per child enrolled*	\$5,915

SPENDING PER CHILD ENROLLED



* Pre-K programs may receive additional funds from federal or local sources that are not included in this figure.
† Head Start per-child spending includes funding only for 3- and 4-year-olds.
‡ K-12 expenditures include capital spending as well as current operating expenditures.

ACCESS RANKINGS	
4-YEAR-OLDS	3-YEAR-OLDS
23	34

RESOURCE RANKINGS	
STATE SPENDING	ALL REPORTED SPENDING
22	32

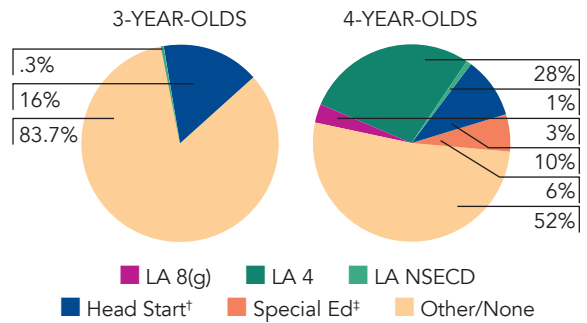
TOTAL BENCHMARKS MET
79

LOUISIANA 8(G) STUDENT ENHANCEMENT BLOCK GRANT PROGRAM

ACCESS

Total state pre-K enrollment 1,725
 School districts that offer state program 91% (LEAs)
 Income requirement 200% FPL
 Minimum hours of operation 6 hours/day; 5 days/week
 Operating schedule School or academic year

PERCENT OF POPULATION ENROLLED IN PUBLIC ECE



† Estimates children in Head Start not also enrolled in state pre-K.
 † Estimates children in special education not also enrolled in state pre-K or Head Start.

QUALITY STANDARDS CHECKLIST

POLICY	LA 8(G) REQUIREMENT	BENCHMARK	REQUIREMENT MEETS BENCHMARK?
Early learning & development standards	Comprehensive, aligned, supported, culturally sensitive	Comprehensive, aligned, supported, culturally sensitive	<input checked="" type="checkbox"/>
Curriculum supports	Approval process & supports	Approval process & supports	<input checked="" type="checkbox"/>
Teacher degree	BA	BA	<input checked="" type="checkbox"/>
Teacher specialized training	Pre-K–3, ECE, ECE SpEd	Specializing in pre-K	<input checked="" type="checkbox"/>
Assistant teacher degree	Other	CDA or equivalent	<input type="checkbox"/>
Staff professional development	18 hours/year; PD plans (teachers only)	For teachers & assistants: At least 15 hours/year; individual PD plans; coaching	<input type="checkbox"/>
Maximum class size	20 (4-year-olds)	20 or lower	<input checked="" type="checkbox"/>
Staff-child ratio	1:10 (4-year-olds)	1:10 or better	<input checked="" type="checkbox"/>
Screening & referral	Referrals	Vision, hearing & health screenings; & referral	<input type="checkbox"/>
Continuous quality improvement system	Structured classroom observations; Data used for program improvement	Structured classroom observations; data used for program improvement	<input checked="" type="checkbox"/>

For more information about the benchmarks, see the Executive Summary and Roadmap to State Profile Pages.

7

RESOURCES

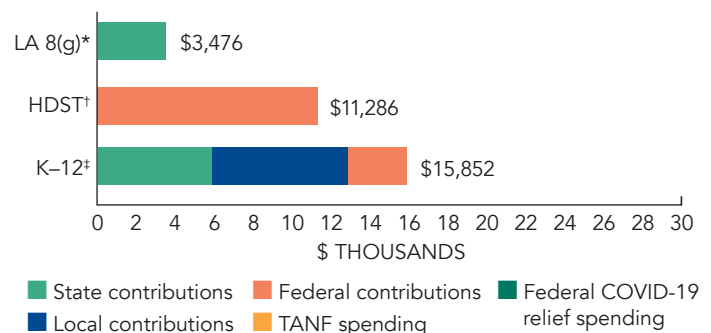
Total state pre-K spending \$5,996,354
 Local match required? No
 State spending per child enrolled \$3,476
 All reported spending per child enrolled* \$3,476

* Pre-K programs may receive additional funds from federal or local sources that are not included in this figure.

† Head Start per-child spending includes funding only for 3- and 4-year-olds.

‡ K–12 expenditures include capital spending as well as current operating expenditures.

SPENDING PER CHILD ENROLLED

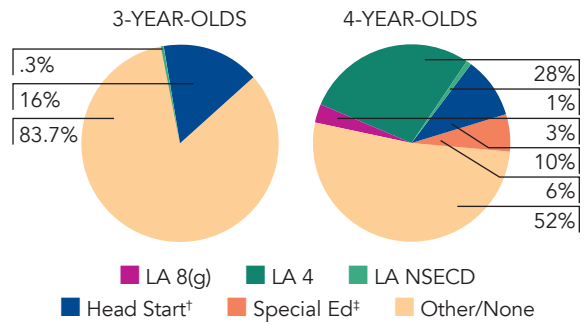


CECIL J. PICARD LA 4 EARLY CHILDHOOD PROGRAM

ACCESS

Total state pre-K enrollment 15,731
 School districts that offer state program 97% (parishes)
 Income requirement 200% FPL
 Minimum hours of operation 6 hours/day; 5 days/week
 Operating schedule School or academic year

PERCENT OF POPULATION ENROLLED IN PUBLIC ECE



† Estimates children in Head Start not also enrolled in state pre-K.
 † Estimates children in special education not also enrolled in state pre-K or Head Start.

QUALITY STANDARDS CHECKLIST

POLICY	LA 4 REQUIREMENT	BENCHMARK	REQUIREMENT MEETS BENCHMARK?
Early learning & development standards	Comprehensive, aligned, supported, culturally sensitive	Comprehensive, aligned, supported, culturally sensitive	<input checked="" type="checkbox"/>
Curriculum supports	Approval process & supports	Approval process & supports	<input checked="" type="checkbox"/>
Teacher degree	BA	BA	<input checked="" type="checkbox"/>
Teacher specialized training	Pre-K–3, ECE, ECE SpEd	Specializing in pre-K	<input checked="" type="checkbox"/>
Assistant teacher degree	None	CDA or equivalent	<input type="checkbox"/>
Staff professional development	18 hours/year; PD plans	For teachers & assistants: At least 15 hours/year; individual PD plans; coaching	<input type="checkbox"/>
Maximum class size	20 (4-year-olds)	20 or lower	<input checked="" type="checkbox"/>
Staff-child ratio	1:10 (4-year-olds)	1:10 or better	<input checked="" type="checkbox"/>
Screening & referral	Vision, hearing, immunizations	Vision, hearing & health screenings; & referral	<input checked="" type="checkbox"/>
Continuous quality improvement system	Structured classroom observations; Data used for program improvement	Structured classroom observations; data used for program improvement	<input checked="" type="checkbox"/>

For more information about the benchmarks, see the Executive Summary and Roadmap to State Profile Pages.



RESOURCES

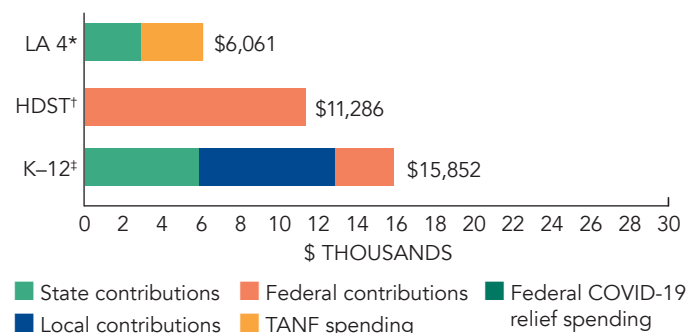
Total state pre-K spending \$95,342,670
 Local match required? No
 State spending per child enrolled \$6,061
 All reported spending per child enrolled* \$6,061

* Pre-K programs may receive additional funds from federal or local sources that are not included in this figure.

† Head Start per-child spending includes funding only for 3- and 4-year-olds.

‡ K–12 expenditures include capital spending as well as current operating expenditures.

SPENDING PER CHILD ENROLLED

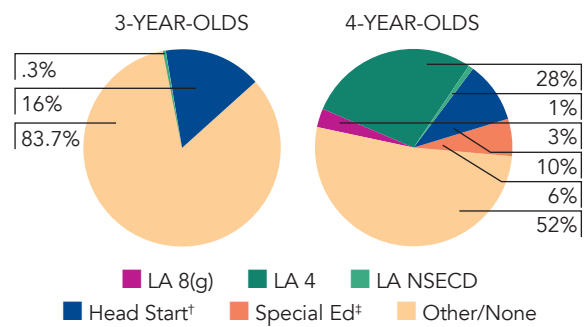


LOUISIANA NONPUBLIC SCHOOLS EARLY CHILDHOOD DEVELOPMENT PROGRAM (NSECD)

ACCESS

Total state pre-K enrollment.....	1,001
School districts that offer state program.....	23% (parishes)
Income requirement.....	200% FPL
Minimum hours of operation.....	6 hours/day; 5 days/week
Operating schedule.....	School or academic year

PERCENT OF POPULATION ENROLLED IN PUBLIC ECE



† Estimates children in Head Start not also enrolled in state pre-K.

† Estimates children in special education not also enrolled in state pre-K or Head Start.

QUALITY STANDARDS CHECKLIST

POLICY	LA NSECD REQUIREMENT	BENCHMARK	REQUIREMENT MEETS BENCHMARK?
Early learning & development standards	Comprehensive, aligned, supported, culturally sensitive	Comprehensive, aligned, supported, culturally sensitive	<input checked="" type="checkbox"/>
Curriculum supports	Approval process & supports	Approval process & supports	<input checked="" type="checkbox"/>
Teacher degree	BA (4-year-old classes); CDA (3-year-old classes)	BA	<input type="checkbox"/>
Teacher specialized training	Pre-K–3, ECE SpEd (4-year-old classes); CDA (3-year-old classes)	Specializing in pre-K	<input checked="" type="checkbox"/>
Assistant teacher degree	CDA (4-year-old classes); HSD (3-year-old classes)	CDA or equivalent	<input type="checkbox"/>
Staff professional development	18 hours/year; PD plans	For teachers & assistants: At least 15 hours/year; individual PD plans; coaching	<input type="checkbox"/>
Maximum class size	20 (3- & 4-year-olds)	20 or lower	<input checked="" type="checkbox"/>
Staff-child ratio	1:10 (3- & 4-year-olds)	1:10 or better	<input checked="" type="checkbox"/>
Screening & referral	Vision, hearing, immunizations	Vision, hearing & health screenings; & referral	<input checked="" type="checkbox"/>
Continuous quality improvement system	Structured classroom observations; Data used for program improvement	Structured classroom observations; data used for program improvement	<input checked="" type="checkbox"/>

For more information about the benchmarks, see the Executive Summary and Roadmap to State Profile Pages.

7

RESOURCES

Total state pre-K spending	\$7,840,458
Local match required?	No
State spending per child enrolled	\$7,833
All reported spending per child enrolled*	\$7,833

* Pre-K programs may receive additional funds from federal or local sources that are not included in this figure.

† Head Start per-child spending includes funding only for 3- and 4-year-olds.

‡ K–12 expenditures include capital spending as well as current operating expenditures.

SPENDING PER CHILD ENROLLED

