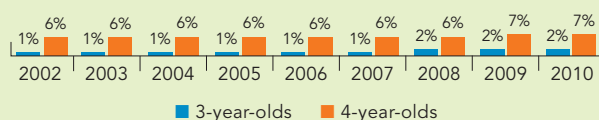


Washington

PERCENT OF STATE POPULATION ENROLLED



STATE SPENDING PER CHILD ENROLLED (2010 DOLLARS)



The Washington Early Childhood Education and Assistance Program (ECEAP) was established in 1985 in response to evidence that early education and family support build a stronger, more competitive workforce. ECEAP is overseen by the state Department of Early Learning (DEL), which works with the nonprofit organization Thrive by Five Washington to coordinate and fund programs to improve school readiness. This program was evaluated for both process quality and program impact/child outcomes in the 2003-2004 year.

ECEAP is offered in both public and private settings, including educational service districts, public school districts, local governments, nonsectarian organizations, community and technical colleges, and nonprofit organizations. The initiative primarily serves 4-year-olds from families at or below 110 percent of the federal poverty level, though up to 10 percent of slots may be filled by children whose families are over the income cutoff if there are developmental and environmental risk factors present.

Enrollment is also available to some 3-year-olds who meet other risk factors. Starting in the 2010-2011 school year, children who qualify for special education due to a disability will be eligible for ECEAP, regardless of the family's income level.

ECEAP provides a number of services to children and families in the program beyond preschool education, including nutrition, health services coordination, family support, social service referrals, and parent involvement as well as medical and dental treatment. Through these services, ECEAP seeks to increase children's social-emotional, physical, and pre-academic skills while building families' capacities to support their children's success.

In the 2009-2010 school year, children and their families in 38 of the state's 39 counties participated in ECEAP. There was a loss of 173 slots from the previous year due to a state budget cut. For 2010-2011, an additional 29 slots will be cut, which is equal to the increase in preschool Head Start slots funded by ARRA during these years. The state plans to expand slots from 2013 to 2018 in order to allow all eligible children to enroll.

ACCESS RANKINGS	
4-YEAR-OLDS	3-YEAR-OLDS
31	16

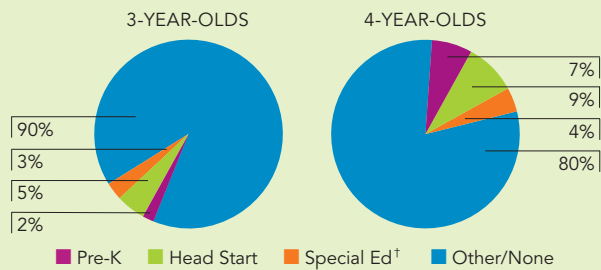
RESOURCES RANKINGS	
STATE SPENDING	ALL REPORTED SPENDING
6	12

WASHINGTON EARLY CHILDHOOD EDUCATION AND ASSISTANCE PROGRAM (ECEAP)

ACCESS

Total state program enrollment	8,026
School districts that offer state program	97% (counties)
Income requirement	90% of children must be at or below 110% FPL ¹
Hours of operation	Determined locally ²
Operating schedule	Academic year ²
Special education enrollment	8,032
Federally funded Head Start enrollment	11,632
State-funded Head Start enrollment	321 ³

STATE PRE-K AND HEAD START ENROLLMENT AS PERCENTAGE OF TOTAL POPULATION



† This is an estimate of children in special education who are not enrolled in state-funded pre-K or Head Start.

QUALITY STANDARDS CHECKLIST

POLICY	STATE PRE-K REQUIREMENT	BENCHMARK	DOES REQUIREMENT MEET BENCHMARK?
Early learning standards	Comprehensive	Comprehensive	<input checked="" type="checkbox"/>
Teacher degree	AA or BA	BA	<input type="checkbox"/>
Teacher specialized training	30 quarter units in ECE ⁴	Specializing in pre-K	<input checked="" type="checkbox"/>
Assistant teacher degree	CDA or 12 quarter credits in ECE	CDA or equivalent	<input checked="" type="checkbox"/>
Teacher in-service	15 clock hours	At least 15 hours/year	<input checked="" type="checkbox"/>
Maximum class size	20 or lower	<input checked="" type="checkbox"/>
3-year-olds	20	
4-year-olds	20	
Staff-child ratio	1:10 or better	<input checked="" type="checkbox"/>
3-year-olds	1:9	
4-year-olds	1:9	
Screening/referral	Vision, hearing, health, dental, and support services developmental; and support services ⁵	Vision, hearing, health; and at least 1 support service	<input checked="" type="checkbox"/>
Meals	At least 1 meal ⁶	At least 1/day	<input checked="" type="checkbox"/>
Monitoring	Site visits and other monitoring	Site visits	<input checked="" type="checkbox"/>

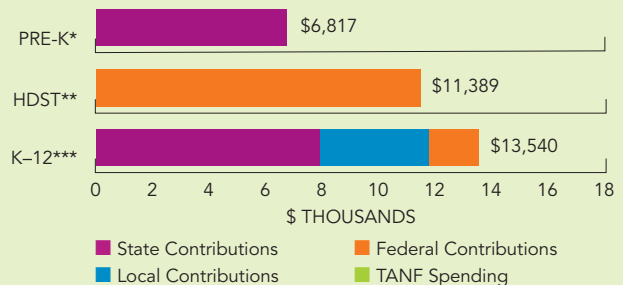
TOTAL BENCHMARKS MET

9

RESOURCES

Total state pre-K spending	\$54,716,348
Local match required?	No
State Head Start spending	Not reported ³
State spending per child enrolled	\$6,817
All reported spending per child enrolled*	\$6,817

SPENDING PER CHILD ENROLLED



* Pre-K programs may receive additional funds from federal or local sources that are not included in this figure.

** Head Start per-child spending for the 2009-2010 year includes funding from the American Recovery and Reinvestment Act (ARRA).

*** K-12 expenditures include capital spending as well as current operating expenditures.

Data are for the '09-'10 school year, unless otherwise noted.

¹ In 2009-2010, 94 percent of children enrolled met the income requirement.

² Beginning in 2008-2009, a minimum of 320 classroom hours per year is required. A typical program may meet 3 hours per day, 4 days per week, through the school year. Programs must operate for a minimum of 30 weeks per year.

³ This number represents estimated funding slots in Head Start as reported by ACF. According to the Head Start State Collaboration Office, Washington does not provide any supplemental funds, aside from a state match.

⁴ Teachers with a BA must also must be certified with an endorsement in ECE (Pre-K-3) or EC Special Education.

⁵ Support services include 3 hours of parent conferences, 3 hours of one-on-one family support services, parenting support or training, parent involvement activities, health services for children, information about nutrition, referral to social services, and transition to kindergarten activities, in addition to other support services.

⁶ Programs of fewer than 3 hours must provide breakfast or lunch. An additional snack or meal must be offered for programs lasting more than 3 hours.