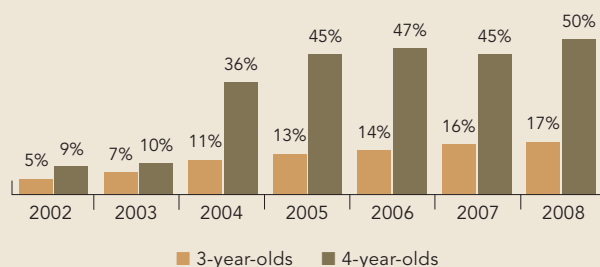
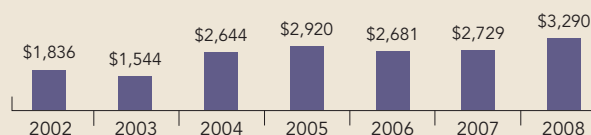


Vermont

PERCENT OF STATE POPULATION ENROLLED



STATE SPENDING PER CHILD ENROLLED
(2008 DOLLARS)



Aiming to increase access to preschool education programs for at-risk 3- and 4-year-olds, Vermont established the Vermont Early Education Initiative (EEI) in 1987. Eligibility is limited to children from families with incomes below 185 percent of the federal poverty level or who exhibit risk factors such as developmental delay, limited English proficiency, social isolation, or abuse or neglect. Through this initiative, grants are awarded to public schools, private child care centers, Parent-Child Centers, faith-based and family child care centers, and Head Start programs to provide preschool education. Although funding for EEI has remained stable over the past few years it is still below the level of funding seen in fiscal year 1996 and the value of grants has decreased steadily, when accounting for inflation, since the program began. EEI programs may collaborate with other community resources for additional funding and to provide services.

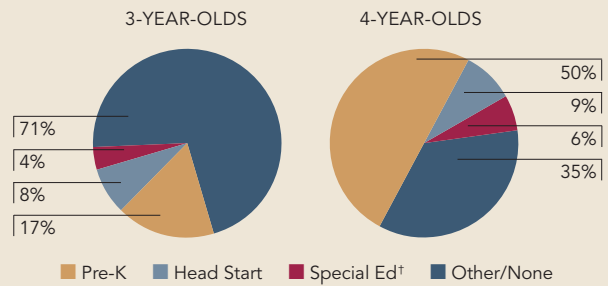
Vermont increased support and funding for preschool education in 2003 with a second state initiative, the Vermont Publicly Funded Prekindergarten using Average Daily Membership (PFP-ADM) census data. Eligibility is open to all 3- and 4-year-olds within communities choosing to participate in the program. Through this initiative, approximately 80 percent of Vermont's local education agencies receive state education funds to provide up to 10 hours per week of preschool education. PFP-ADM funds are distributed to local schools, which may in turn contract with other providers such as Head Start and private child care centers. Forty percent of the K-6 education funding level is allocated to preschool education programs through a funding formula, and the local education agencies may supplement their budgets with funds from other sources. Teachers in the PFP-ADM program receive support, including professional development opportunities, to help them meet the Vermont Early Learning Standards. As of the 2007-2008 school year, PFP-ADM became known as Vermont Prekindergarten Education-Act 62. Effective with the 2008-2009 school year, programs in nonpublic settings will be required to have one BA teacher at each center, rather than one in every classroom.

The first two pages of Vermont's profile describe the state's overall contribution and commitment to preschool education with enrollment and state spending information for both initiatives. The next two pages provide specific details about each of Vermont's preschool initiatives with the Vermont Prekindergarten Education-Act 62 program detailed on the third page and the EEI program detailed on the following page.

STATE OVERVIEW

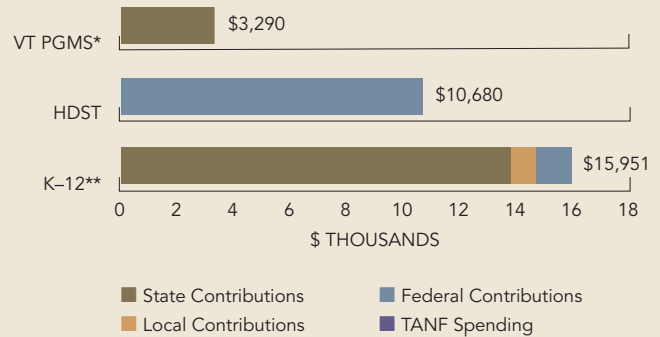
Total state program enrollment	4,438
Total state spending	\$14,602,206
State spending per child enrolled	\$3,290
All reported spending per child enrolled	\$3,290

STATE PRE-K AND HEAD START ENROLLMENT AS PERCENTAGE OF TOTAL POPULATION



† This number represents children in special education who are not enrolled in Head Start but may be enrolled in state-funded pre-K.

SPENDING PER CHILD ENROLLED



* Pre-K programs may receive additional funds from federal or local sources that are not included in this figure.

**K-12 expenditures include capital spending as well as current operating expenditures.

Data are for the '07-'08 school year, unless otherwise noted.

ACCESS RANKINGS	
4-YEAR-OLDS	3-YEAR-OLDS
4	3

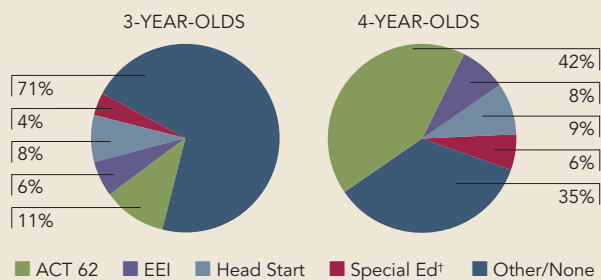
RESOURCES RANKINGS	
STATE SPENDING	ALL REPORTED SPENDING
25	30

VERMONT PREKINDERGARTEN EDUCATION - ACT 62

ACCESS

Total state program enrollment.....	3,507
School districts that offer state program.....	63% (communities) ¹
Income requirement	None
Hours of operation	Determined locally ²
Operating schedule	Academic year
Special education enrollment	1,014 ³
Federally funded Head Start enrollment	1,205
State-funded Head Start enrollment	0

STATE PRE-K AND HEAD START ENROLLMENT AS PERCENTAGE OF TOTAL POPULATION



† This number represents children in special education who are not enrolled in Head Start but may be enrolled in state-funded pre-K.

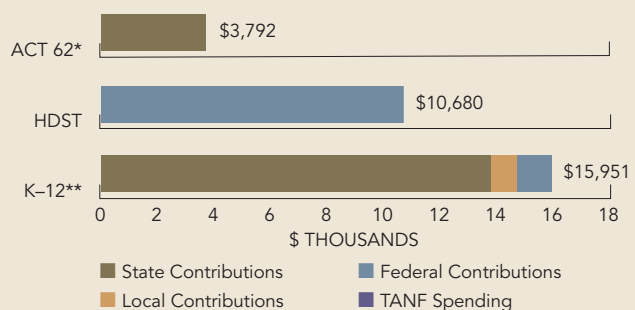
QUALITY STANDARDS CHECKLIST

POLICY	STATE PRE-K REQUIREMENT	BENCHMARK	DOES REQUIREMENT MEET BENCHMARK?	TOTAL BENCHMARKS MET 7
Early learning standards	Comprehensive	Comprehensive	<input checked="" type="checkbox"/>	
Teacher degree	BA ⁴	BA	<input checked="" type="checkbox"/>	
Teacher specialized training.....	ECE or ECSE endorsement	Specializing in pre-K	<input checked="" type="checkbox"/>	
Assistant teacher degree	Determined locally ⁵	CDA or equivalent	<input type="checkbox"/>	
Teacher in-service.....	9 credit hours/7 years	At least 15 hours/year	<input checked="" type="checkbox"/>	
Maximum class size		20 or lower	<input checked="" type="checkbox"/>	
3-year-olds	20			
4-year-olds	20			
Staff-child ratio		1:10 or better	<input checked="" type="checkbox"/>	
3-year-olds	1:10			
4-year-olds	1:10			
Screening/referral.....	Vision, hearing, health, and support services developmental; and support services ⁶	Vision, hearing, health; and at least 1 support service	<input checked="" type="checkbox"/>	
Meals.....	No meals are required ⁷	At least 1/day	<input type="checkbox"/>	
Monitoring	None	Site visits	<input type="checkbox"/>	

RESOURCES

Total state pre-K spending	\$13,300,000 ⁸
Local match required?	No
State spending per child enrolled	\$3,792
All reported spending per child enrolled*	\$3,792 ⁹

SPENDING PER CHILD ENROLLED



* Pre-K programs may receive additional funds from federal or local sources that are not included in this figure.

**K-12 expenditures include capital spending as well as current operating expenditures.

Data are for the '07-'08 school year, unless otherwise noted.

¹ This is an approximate number of communities; statewide data on pre-K programs were not collected in 2007-2009.

² Programs are funded to operate 6-10 hours per week, with a "full-time" child attending 10 hours per week. The most common school-based model is between 3-4 hours/day, 2-3 days/week.

³ Vermont did not report special education enrollment. It was estimated based on the percentage of 3- and 4-year-olds in special education in 2006-2007.

⁴ New requirements related to Act 62 take effect in July 2008, which removes the BA requirement for lead teachers in programs in nonpublic settings. Nonpublic centers will be permitted to have one licensed teacher per center rather than one per classroom, and registered child care homes will require only brief supervision by a licensed teacher.

⁵ Assistant teachers must have an AA or equivalent in public settings and a minimum of 6 credits in ECE in nonpublic settings. Other required assistant teacher training is not specified in Act 62 and depends on the type of pre-K provider.

⁶ Dental screenings and referrals are determined locally. Support services include two annual home visits or parent conferences, parenting support or training, parent involvement activities, health services for children, information about nutrition, referral to social services, and transition to kindergarten activities.

⁷ There is no requirement for meals. However, most programs are half day and offer a snack. If the program is part of Head Start or a child care program, meals will be offered.

⁸ This figure is an estimate of total spending. In previous years, the state could not separate out the specific amount of spending for pre-K. In the 2007-2008 school year, the state collected spending information for the program separately for the first time.

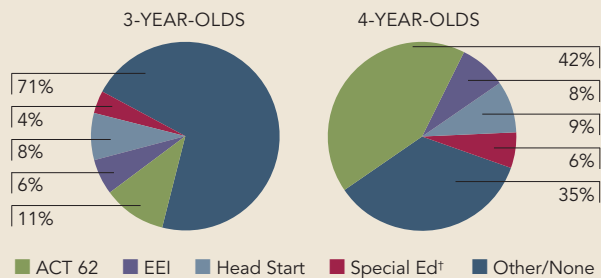
⁹ The state did not break Act 62 enrollment into specific numbers of 3- and 4-year-olds. As a result, these calculations are estimates based on proportions of enrollees who were ages 3 or 4 in state programs that served 3-year-olds and provided age breakdowns for 2007-2008.

VERMONT EARLY EDUCATION INITIATIVE

ACCESS

Total state program enrollment	931
School districts that offer.....46% (supervisory unions) ¹	state program
Income requirement	185% FPL ²
Hours of operation	Determined locally ³
Operating schedule	Academic year
Special education enrollment	1,014 ⁴
Federally funded Head Start enrollment	1,205
State-funded Head Start enrollment	0

STATE PRE-K AND HEAD START ENROLLMENT AS PERCENTAGE OF TOTAL POPULATION



† This number represents children in special education who are not enrolled in Head Start but may be enrolled in state-funded pre-K.

QUALITY STANDARDS CHECKLIST

POLICY	STATE PRE-K REQUIREMENT	BENCHMARK	DOES REQUIREMENT MEET BENCHMARK?
Early learning standards	Comprehensive	Comprehensive	<input checked="" type="checkbox"/>
Teacher degree	BA ⁵	BA	<input checked="" type="checkbox"/>
Teacher specialized training	Early Childhood Educator (public and nonpublic)	Specializing in pre-K	<input checked="" type="checkbox"/>
Assistant teacher degree	Determined locally ⁶	CDA or equivalent	<input type="checkbox"/>
Teacher in-service	9 credit hours/7 years (public)	At least 15 hours/year	<input type="checkbox"/>
Maximum class size		20 or lower	<input checked="" type="checkbox"/>
3-year-olds	16		
4-year-olds	16		
Staff-child ratio		1:10 or better	<input checked="" type="checkbox"/>
3-year-olds	1:8		
4-year-olds	1:10		
Screening/referral	Vision, hearing, health, and support services ⁷	Vision, hearing, health; and at least 1 support service	<input checked="" type="checkbox"/>
Meals.....	No meals are required	At least 1/day	<input type="checkbox"/>
Monitoring	None ⁸	Site visits	<input type="checkbox"/>

TOTAL BENCHMARKS MET

6

RESOURCES

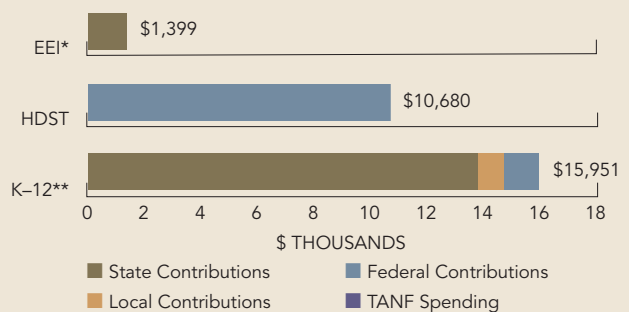
Total state pre-K spending	\$1,302,206
Local match required?	No
State spending per child enrolled	\$1,399
All reported spending per child enrolled*	\$1,399

* Pre-K programs may receive additional funds from federal or local sources that are not included in this figure.

**K-12 expenditures include capital spending as well as current operating expenditures.

Data are for the '07-'08 school year, unless otherwise noted.

SPENDING PER CHILD ENROLLED



¹ EEI grants are given to supervisory unions rather than districts. In addition grants were awarded to some parent-child centers, child care centers, Head Start programs and a homeless shelter.

² Children may also qualify based on other risk factors such as developmental delay, risk for abuse or neglect, limited English proficiency, exposure to violence or substance abuse, social isolation, low educational attainment by parents, homelessness, teen parent, parent active military duty, or incarcerated parent. In 2007-2008, 53 percent of children met the income requirement.

³ Programs operate an average of 3.5 hours/day and an average of 3 days/week during the academic year.

⁴ Vermont did not report special education enrollment. It was estimated based on the percentage of 3- and 4-year-olds in special education in 2006-2007.

⁵ State policy does not explicitly require teachers in nonpublic settings to hold a BA, but this standard is enforced as a mandatory component of the grant review process.

⁶ Public schools use NCLB highly qualified teacher status or an AA in setting educational expectations for assistant teachers, but this is not a requirement. Private programs use HSD plus 6 credits in ECE in setting educational expectations, but again it is not a requirement. Requirements for assistant teachers depend on the type of program.

⁷ District-wide screenings for all 3- to 5-year-olds are conducted, and referrals for services are provided to children whether or not they are EEI eligible. Dental screenings and referrals are determined locally. Support services include two annual parent conferences or home visits, education services or job training for parents, parenting support or training, parent involvement activities, health services for children, information about nutrition, referral to social services, and transition to kindergarten activities.

⁸ State policy does not formally require monitoring but standard practice includes documentation of children's learning and/or child outcomes, documentation of program-level outcomes, review of program facilities and safety procedures, results of program self-assessments, and review of program records.