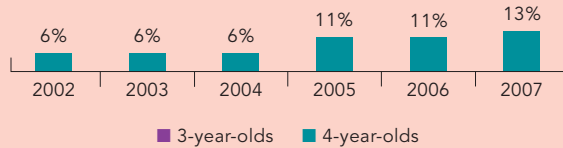
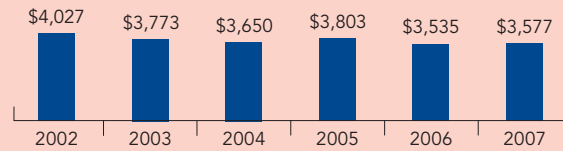


Virginia

PERCENT OF STATE POPULATION ENROLLED



STATE SPENDING PER CHILD ENROLLED
(2007 DOLLARS)



In 1995, the Virginia Preschool Initiative began serving at-risk 4-year-old children who were not enrolled in existing preschool programs. Eligibility for the program is determined locally and is based on risk factors such as poverty, homelessness, having parents with limited education, family underemployment, parent incarceration, and limited English proficiency. Funding is allocated directly to public school districts and local departments of social services, which may provide services directly or subcontract with Head Start or private child care programs. Programs may choose to operate on a half-day schedule at 50 percent of the full-day funding allocation. Funded communities are required to contribute matching funds to the program, based on a local composite index of districts' resources.

In 2004-2005, funding allocations increased to serve 90 percent of unserved at-risk children. Most recently, the state General Assembly increased per-pupil funding for the 2006-2007 program year to provide services to all unserved at-risk 4-year-olds.

Beginning in 2004, the state began developing early learning standards, starting with literacy and mathematics. As of 2007, the standards have been expanded to include science, history, social science, personal and social development, and physical and motor standards.

ACCESS RANKINGS	
4-YEAR-OLDS	3-YEAR-OLDS
23	None Served

RESOURCES RANKINGS	
STATE SPENDING	ALL REPORTED SPENDING
17*	15

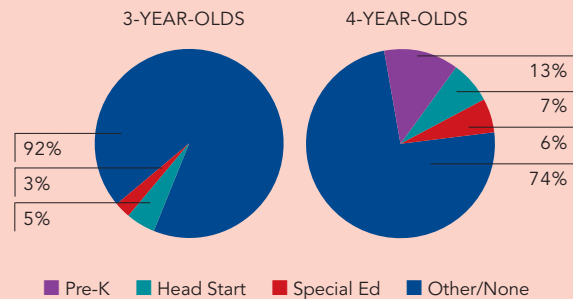
* In previous Yearbooks, only state spending was ranked.

VIRGINIA PRESCHOOL INITIATIVE

ACCESS

Total state program enrollment.....	12,501
School districts that offer state program.....	74%
Income requirement	None
Hours of operation	3 hours/day (half-day), 6 hours/day (full-day); 5 days/week ¹
Operating schedule	Academic year
Special education enrollment	9,153
Federally funded Head Start enrollment.....	12,290
State-funded Head Start enrollment	0

STATE PRE-K AND HEAD START ENROLLMENT AS PERCENTAGE OF TOTAL POPULATION



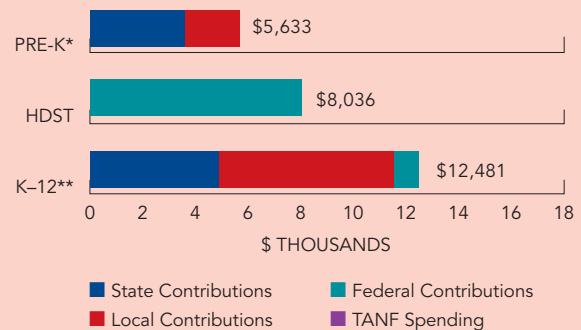
QUALITY STANDARDS CHECKLIST

POLICY	STATE PRE-K REQUIREMENT	BENCHMARK	DOES REQUIREMENT MEET BENCHMARK?	<div style="border: 1px solid black; padding: 5px; text-align: center;"> TOTAL BENCHMARKS MET 7 </div>
Early learning standards.....	Not comprehensive	Comprehensive	<input type="checkbox"/>	
Teacher degree	BA (public), CDA (nonpublic)	BA	<input type="checkbox"/>	
Teacher specialized training	License + endorsement in pre-K (public), Meets CDA requirements (nonpublic) ²	Specializing in pre-K	<input checked="" type="checkbox"/>	
Assistant teacher degree	HSD or GED	CDA or equivalent	<input type="checkbox"/>	
Teacher in-service	15 clock hours	At least 15 hours/year	<input checked="" type="checkbox"/>	
Maximum class size		20 or lower	<input checked="" type="checkbox"/>	
3-year-olds	NA			
4-year-olds	18			
Staff-child ratio		1:10 or better	<input checked="" type="checkbox"/>	
3-year-olds	NA			
4-year-olds	1:9			
Screening/referral and support services	Vision, hearing, health; and support services ³	Vision, hearing, health; and at least 1 support service	<input checked="" type="checkbox"/>	
Meals	Breakfast and snack ⁴	At least 1/day	<input checked="" type="checkbox"/>	
Monitoring	Site visits and other monitoring ⁵	Site visits	<input checked="" type="checkbox"/>	

RESOURCES

Total state pre-K spending.....	\$44,713,417
Local match required?	Yes; based on composite index of local ability to pay
State spending per child enrolled.....	\$3,577
All reported spending per child enrolled*	\$5,633

SPENDING PER CHILD ENROLLED



* Pre-K programs may receive additional funds from federal or local sources that are not included in this figure.

**K-12 expenditures include capital spending as well as current operating expenditures.

Data are for the '06-'07 school year, unless otherwise noted.

¹ Most programs operate on a full-day schedule.

² Teachers in public schools are required to hold a license with endorsements in the areas in which they are working. Teachers not located in public schools are required to have specialized training in early childhood education as determined by the fiscal agent.

³ Developmental and dental screenings and referrals are determined locally. Support services include parenting support or training, parent involvement activities, health services for children, and referral to social services. Other comprehensive services and the number of required annual parent conferences or home visits are determined locally.

⁴ Half-day programs must provide breakfast and snack. Full-day programs must provide lunch in addition to breakfast and snack.