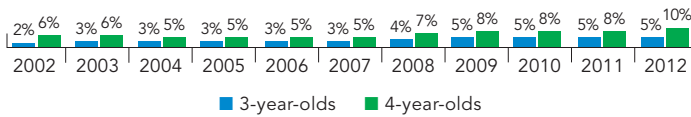


# Oregon

PERCENT OF STATE POPULATION ENROLLED



STATE SPENDING PER CHILD ENROLLED (2012 DOLLARS)



In 1987, the Oregon Head Start Prekindergarten program was established to provide comprehensive child and family development services for 3- and 4-year-old children from low-income families in the state. Beginning in 1992, a state-federal partnership supporting a collaborative Head Start and state prekindergarten system was formalized between the Oregon Department of Education and the Region X Office of Head Start, thereby expanding early education services to additional Head Start-eligible children. The written memorandum of understanding is updated every biennium.

Oregon Head Start Prekindergarten programs receive federal and/or state funds. State funding is awarded on a biennial basis with state general fund dollars. Reversing a trend over the previous biennium when all state agencies were required to take a 9 percent reduction, state funding for the program increased \$11 million for the 2011-2012 school year following a \$5 million reduction in 2010-2011. The increase enabled Oregon to provide a total of 7,169 state-funded Oregon Head Start Prekindergarten slots representing an additional 1,261 children compared to the 2010-2011 school year.

Funding for the Oregon Head Start Prekindergarten program is available to a number of organizations. All federal Head Start grantees in Oregon have been awarded state prekindergarten funds through a state-wide competitive grant process to expand enrollment. Competitive state prekindergarten funds have also been awarded to non-sectarian private and public organizations that do not receive federal Head Start funding. Oregon Head Start Prekindergarten grantees include private agencies, community action agencies, public schools, government agencies, and colleges and universities. All programs are held to the federal Head Start Performance Standards and monitoring requirements.

In 2012, the Head Start Child Development Early Learning Framework (HSCDEL) replaced the state Early Childhood Foundations for Children Birth to Five early learning standards, which had been in place since 2007. Alignment of the HSCDEL with the Common Core State Standards for K-12 is in progress.

Program quality is monitored by the Oregon Department of Education through ongoing communication with grantees and regional Office of Head Start partners. All grantees receive on-site triennial reviews either through the Office of Head Start and/or the Oregon Department of Education including additional site visits as needed. Oregon Head Start Prekindergarten programs that receive state funding issue unique identifier numbers to all children, regardless of funding source, so that children's progress can be followed as they enter the K-12 system.

No formal evaluation of the Oregon Head Start Prekindergarten program has been conducted to date.

Oregon was one of five states funded in the second round of federal Race to the Top Early Learning Challenge in 2012.

ACCESS RANKINGS	
4-YEAR-OLDS	3-YEAR-OLDS
30	13

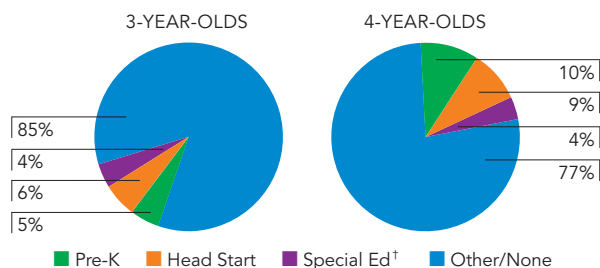
RESOURCES RANKINGS	
STATE SPENDING	ALL REPORTED SPENDING
2	7

## OREGON HEAD START PREKINDERGARTEN

### ACCESS

Total state program enrollment .....	7,169
School districts that offer state program .....	100%
Income requirement .....	80% or 90% must be at or below 100% FPL <sup>1</sup>
Hours of operation .....	Determined locally <sup>2</sup>
Operating schedule .....	Academic year <sup>2</sup>
Special education enrollment .....	6,340
Federal Head Start enrollment, ages 3 & 4 .....	6,991
State-funded Head Start enrollment .....	7,169 <sup>3</sup>

STATE PRE-K AND HEAD START ENROLLMENT AS PERCENTAGE OF TOTAL POPULATION



<sup>†</sup> This is an estimate of children in special education who are not enrolled in state-funded pre-K or Head Start.

### QUALITY STANDARDS CHECKLIST

POLICY	STATE PRE-K REQUIREMENT	BENCHMARK	DOES REQUIREMENT MEET BENCHMARK?
Early learning standards .....	Comprehensive .....	Comprehensive	<input checked="" type="checkbox"/>
Teacher degree .....	BA (public); AA (nonpublic) <sup>4</sup> .....	BA	<input type="checkbox"/>
Teacher specialized training .....	License + 15 ECE cr. (public); Meets CDA requirements (nonpublic) <sup>4</sup> .....	Specializing in pre-K	<input checked="" type="checkbox"/>
Assistant teacher degree .....	HSD or GED <sup>4</sup> .....	CDA or equivalent	<input type="checkbox"/>
Teacher in-service .....	15 clock hours/years .....	At least 15 hours/year	<input checked="" type="checkbox"/>
Maximum class size .....	.....	20 or lower	<input checked="" type="checkbox"/>
3-year-olds .....	.....17		
4-year-olds .....	.....20		
Staff-child ratio .....	.....	1:10 or better	<input checked="" type="checkbox"/>
3-year-olds .....	.....2:17		
4-year-olds .....	.....1:10		
Screening/referral and support services .....	Vision, hearing, health, dental, developmental, nutrition; and support services <sup>5</sup> .....	Vision, hearing, health; and at least 1 support service	<input checked="" type="checkbox"/>
Meals .....	Lunch and either breakfast or snack <sup>6</sup> .....	At least 1/day	<input checked="" type="checkbox"/>
Monitoring .....	Site visits and other monitoring .....	Site visits	<input checked="" type="checkbox"/>

**TOTAL BENCHMARKS MET**

8

### RESOURCES

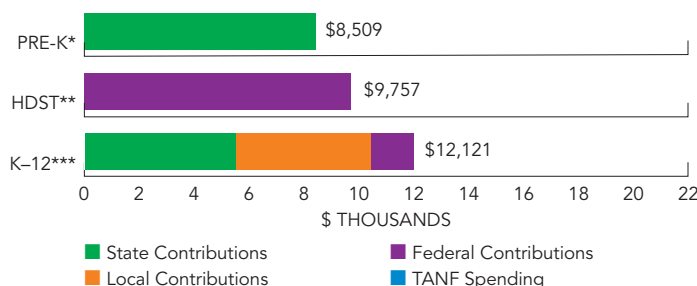
Total state pre-K spending .....	\$61,000,000 <sup>7</sup>
Local match required? .....	No
State Head Start spending .....	\$61,000,000 <sup>7</sup>
State spending per child enrolled .....	\$8,509
All reported spending per child enrolled* .....	\$8,509

\* Pre-K programs may receive additional funds from federal or local sources that are not included in this figure.

\*\* Head Start per-child spending for the 2011-2012 year includes funding only for 3- and 4-year-olds served. Past years' figures have unintentionally included funds for Early Head Start.

\*\*\* K-12 expenditures include capital spending as well as current operating expenditures. Data are for the '11-'12 school year, unless otherwise noted.

SPENDING PER CHILD ENROLLED



<sup>1</sup> If a grantee has both federal Head Start and state pre-K funding, 90 percent of children must meet the income requirement. If a grantee only has state pre-K funding, 80% of children must meet the income requirement. In addition, effective as of December 2007, 35 percent of enrollment may be children whose family incomes are between 100% and 130% FPL after priority given to children at 100 percent or below FPL.

<sup>2</sup> Oregon defines "part-day" services as 6 hours or less per day which does not fully align with NIEER definitions for part- (4 hours or less), school- (4-8 hours) and extended-day (more than 8 hours) services. Programs must offer at least 3.5 hours per day for a minimum of 32 weeks per year, plus required home visits at 1.5 hours each. Most programs operate 3.5 to 4 hrs. per day for a school year. School- and extended-day programs (more than 6 hours) are supported with other funding.

<sup>3</sup> This number represents enrollment in the Oregon Head Start Prekindergarten program. All state-funded Head Start enrollment operates through this program.

<sup>4</sup> In public schools, lead teachers must have a teaching license, a BA, and 15 ECE credits. In nonpublic schools, teachers must have at least an AA or higher in ECE or a related credential with a minimum of 15 credits in ECE. The Head Start Reauthorization Act of 2007 required

that by the 2011-2012 school year, all lead teachers must have at least an AA; by 2013 50 percent must have at least a BA. By 2013, all assistant teachers must have at least a CDA or be enrolled in a program to receive a CDA, AA, or BA within two years. In individual situations, some staff with CDAs working toward AA requirements employed prior to reauthorization may be permitted to teach by waiver.

<sup>5</sup> Support services include parent conferences or home visits, parent education or job training, parenting support or training, parent involvement activities, health services for parents and children, information about nutrition, referral to social services, transition to kindergarten activities, and mental health services.

<sup>6</sup> Programs are required to offer meals and snacks that provide at least one-third of the child's daily nutritional needs. In addition to lunches for all children, morning programs offer breakfast to all children, and afternoon programs offer snacks to all children.

<sup>7</sup> This figure represents the state contribution to the Oregon Head Start Prekindergarten program, which is a state-funded Head Start model. All state pre-K spending is therefore directed toward Head Start programs.