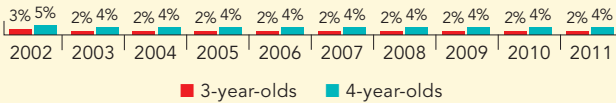
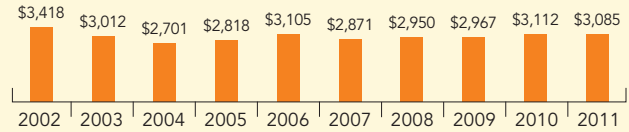


Missouri

PERCENT OF STATE POPULATION ENROLLED



STATE SPENDING PER CHILD ENROLLED
(2011 DOLLARS)



Since 1998, the Missouri Preschool Project (MPP) has served 3- and 4-year-olds in early childhood settings operated by public schools, private child care centers, and nonprofit agencies. In the 2010-2011 school year, 30 percent of districts participated in MPP serving a total of 4,219 children, primarily in school-based settings. Private providers are eligible for up to six years of funding after which their state-funded MPP contracts are complete.

Generated by gaming revenue, the Early Childhood Development, Education, and Care (ECDEC) fund supports MPP as well as early childhood services (Parents as Teachers (PAT), First Steps, Head Start, childcare assistance). Fluctuation in ECDEC revenue has created funding uncertainties for programs as Missouri operates under legislation requiring a balanced budget.

MPP funds are awarded through a competitive grant process, though priority is given to programs serving children from low-income families and those with special needs. Programs use sliding payment scales based on criteria including eligibility for free or reduced-price lunch. The goal of MPP is to eventually provide access to all families regardless of income.

Teachers hired after July 1, 2005, as well as those working in new grantee settings, are required to have a bachelor's degree and specialization in early childhood in order for programs to receive state funding. By the 2010-2011 school year, all teachers met this criterion. As of the 2008-2009 school year, assistant teachers in both public and nonpublic settings were required to possess a Child Development Associate credential in addition to experience working in a program with young children and their families.

The most recent evaluation of MPP was conducted by the University of Missouri in 2003. Monitoring of program quality involving site visits occurs on a bi-annual basis while review of program records and self-assessments are performed annually. Results of locally-determined child learning outcomes are used on a program basis for improving instruction as the state reviews its criteria for considering an instrument for uniform use among MPP programs.

ACCESS RANKINGS	
4-YEAR-OLDS	3-YEAR-OLDS
34	16

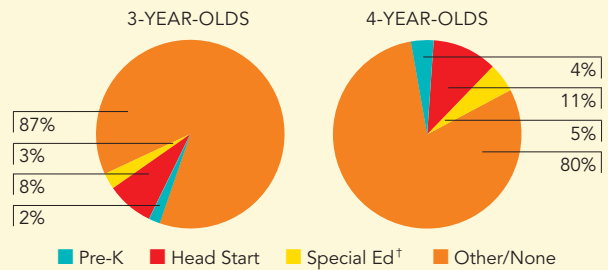
RESOURCES RANKINGS	
STATE SPENDING	ALL REPORTED SPENDING
32	35

MISSOURI PRESCHOOL PROJECT

ACCESS

Total state program enrollment	4,219
School districts that offer state program	30%
Income requirement.....	None ¹
Hours of operation	3 hours/day (part-day), 6.5 hours/day (full-day); 5 days/week ²
Operating schedule	Academic year ²
Special education enrollment	9,083
Federally funded Head Start enrollment	14,734
State-funded Head Start enrollment.....	0

STATE PRE-K AND HEAD START ENROLLMENT AS PERCENTAGE OF TOTAL POPULATION



[†] This is an estimate of children in special education who are not enrolled in state-funded pre-K or Head Start.

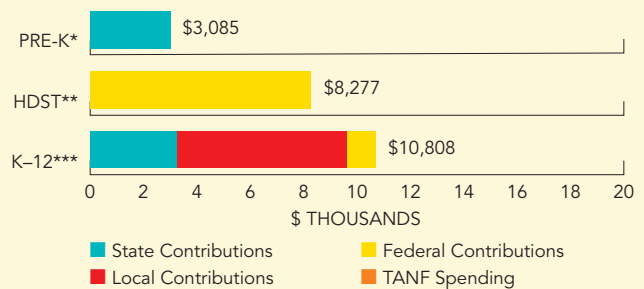
QUALITY STANDARDS CHECKLIST

POLICY	STATE PRE-K REQUIREMENT	BENCHMARK	DOES REQUIREMENT MEET BENCHMARK?	<div style="border: 1px solid black; padding: 5px; text-align: center;"> TOTAL BENCHMARKS MET 9 </div>
Early learning standards	Comprehensive	Comprehensive	<input checked="" type="checkbox"/>	
Teacher degree	BA	BA	<input checked="" type="checkbox"/>	
Teacher specialized	EC or ECSE Birth–3 certification, or 4-year CD degree	Specializing in pre-K	<input checked="" type="checkbox"/>	
Assistant teacher degree.....	CDA	CDA or equivalent	<input checked="" type="checkbox"/>	
Teacher in-service	22 clock hours ³	At least 15 hours/year	<input checked="" type="checkbox"/>	
Maximum class size		20 or lower	<input checked="" type="checkbox"/>	
3-year-olds	20			
4-year-olds	20			
Staff-child ratio		1:10 or better	<input checked="" type="checkbox"/>	
3-year-olds	1:10			
4-year-olds	1:10			
Screening/referral.....	Vision, hearing, health, dental, and support services	Vision, hearing, health; and at least 1 support service	<input checked="" type="checkbox"/>	
Meals	Depend on length of program day ⁵	At least 1/day	<input type="checkbox"/>	
Monitoring	Site visits and other monitoring	Site visits	<input checked="" type="checkbox"/>	

RESOURCES

Total state pre-K spending	\$13,013,883
Local match required?	No
State spending per child enrolled	\$3,085
All reported spending per child enrolled*	\$3,085

SPENDING PER CHILD ENROLLED



* Pre-K programs may receive additional funds from federal or local sources that are not included in this figure.

** Head Start per-child spending for the 2010-2011 year includes funding from the American Recovery and Reinvestment Act (ARRA).

*** K-12 expenditures include capital spending as well as current operating expenditures.

Data are for the '10-'11 school year, unless otherwise noted.

¹ Eligibility is determined by age, with all other eligibility requirements determined locally. Income may be a locally specified criteria. Programs are funded through a competitive process and receive extra points for serving children with special needs or from low-income families.

² Programs are required to operate full-day for 12 months per year, with the exception of government entities and public school districts that can choose to provide a half-day program and operate for fewer than 12 months but no less than an academic year.

³ Teachers with certification are also required to attend 30 clock hours within the first four years and 15 clock hours annually thereafter until they have achieved two of the following: 10 years of teaching, master's degree, and/or National Board certification.

⁴ Support services include parent conferences, parent involvement, transition to kindergarten activities, and coordination with Parents as Teachers.

⁵ Programs operating for 3 hours are required to provide a snack or meal. School- or full-day programs are required to provide one meal and two snacks or two meals and one snack.