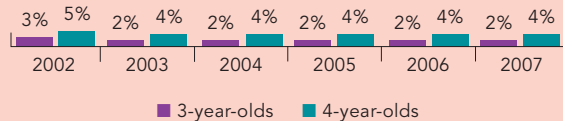
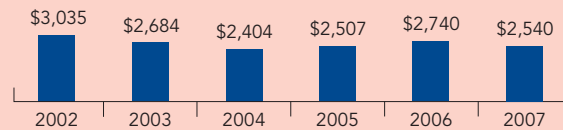


Missouri

PERCENT OF STATE POPULATION ENROLLED



STATE SPENDING PER CHILD ENROLLED
(2007 DOLLARS)



The Missouri Preschool Project (MPP) serves 3- and 4-year-olds in programs operating in public schools, private child care centers, and nonprofit agencies. Since 1998, funds have been provided from gaming revenues through the Early Childhood Development Education and Care Fund. A competitive grant process is used to award funds, and programs serving children with special needs or from low-income families are prioritized for grant awards. Local programs develop sliding payment scales, based on criteria such as free or reduced-price lunch eligibility, with the goal of providing access to all families, regardless of income.

New teachers hired after July 1, 2005 must have a bachelor's degree and specialization in early childhood, regardless of setting. In order to receive funding after fiscal year 2006, new grantees must also meet this requirement for their teachers. In addition, grantees are required to set aside at least 10 percent of their MPP funding to provide professional development opportunities for teachers working for other licensed programs within the same community.

| ACCESS RANKINGS | |
|-----------------|-------------|
| 4-YEAR-OLDS | 3-YEAR-OLDS |
| 32 | 13 |

| RESOURCES RANKINGS | |
|--------------------|-----------------------|
| STATE SPENDING | ALL REPORTED SPENDING |
| 31* | 35 |

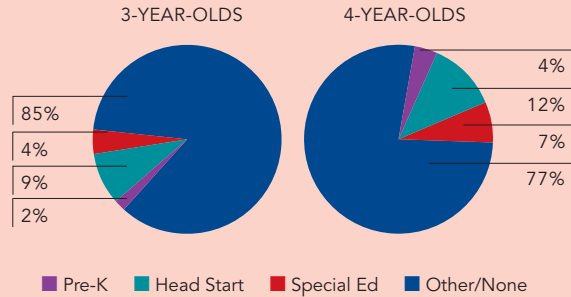
* In previous Yearbooks, only state spending was ranked.

MISSOURI PRESCHOOL PROJECT

ACCESS

| | |
|---|---|
| Total state program enrollment..... | 4,972 |
| School districts that offer state program | 34% |
| Income requirement | None ¹ |
| Hours of operation | 3 hours/day (half-day), 6.5 hours/day (full-day); 5 days/week ² |
| Operating schedule | Determined locally ² |
| Special education enrollment | 8,604 |
| Federally funded Head Start enrollment..... | 15,335 |
| State-funded Head Start enrollment | 0 |

STATE PRE-K AND HEAD START ENROLLMENT AS PERCENTAGE OF TOTAL POPULATION



QUALITY STANDARDS CHECKLIST

| POLICY | STATE PRE-K REQUIREMENT | BENCHMARK | DOES REQUIREMENT MEET BENCHMARK? |
|--------------------------------|--|---|-------------------------------------|
| Early learning standards | Comprehensive | Comprehensive | <input checked="" type="checkbox"/> |
| Teacher degree | BA | BA | <input checked="" type="checkbox"/> |
| Teacher specialized | EC or ECSE certification in birth-grade 3, or 4-year CD degree | Specializing in pre-K | <input checked="" type="checkbox"/> |
| Assistant teacher degree | HSD + voc. cert. in ECE | CDA or equivalent | <input type="checkbox"/> |
| Teacher in-service | 22 clock hours | At least 15 hours/year | <input checked="" type="checkbox"/> |
| Maximum class size | | 20 or lower | <input checked="" type="checkbox"/> |
| 3-year-olds | | 20 | |
| 4-year-olds | | 20 | |
| Staff-child ratio | | 1:10 or better | <input checked="" type="checkbox"/> |
| 3-year-olds | | 1:10 | |
| 4-year-olds | | 1:10 | |
| Screening/referral | Support services only ³ | Vision, hearing, health; and at least 1 support service | <input type="checkbox"/> |
| Meals | Depend on length of program day ⁴ | At least 1/day | <input type="checkbox"/> |
| Monitoring | Site visits and other monitoring ⁵ | Site visits | <input checked="" type="checkbox"/> |

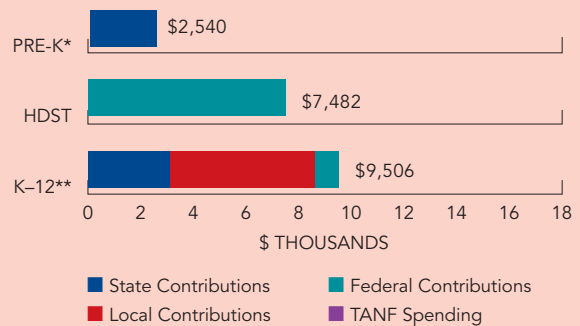
TOTAL BENCHMARKS MET

7

RESOURCES

| | |
|---|--------------|
| Total state pre-K spending..... | \$12,631,001 |
| Local match required?..... | No |
| State spending per child enrolled..... | \$2,540 |
| All reported spending per child enrolled* | \$2,540 |

SPENDING PER CHILD ENROLLED



* Pre-K programs may receive additional funds from federal or local sources that are not included in this figure.
 **K-12 expenditures include capital spending as well as current operating expenditures.
 Data are for the '06-'07 school year, unless otherwise noted.

¹ Programs are funded through a competitive process and receive extra points for serving children with special needs or from low-income families.
² Programs apply as either a full-day or half-day program. Programs operate on a school year or full year calendar.
³ Support services include parent involvement activities and transition to kindergarten activities.
⁴ Child care licensing requires full-day programs to offer lunch and two snacks and half-day programs to offer morning or afternoon snacks.
⁵ Annual site visits are provided by consultants employed by the state.