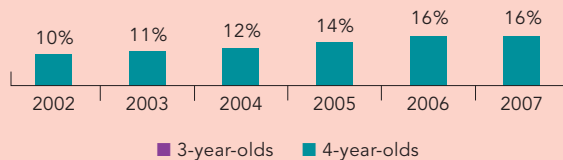
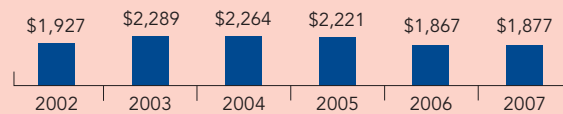


Maine

PERCENT OF STATE POPULATION ENROLLED



STATE SPENDING PER CHILD ENROLLED
(2007 DOLLARS)



The Two-Year Kindergarten initiative was created in 1983 to support early childhood programs for 4-year-olds by providing reimbursement to districts. School districts volunteering to provide such programs obtain approval from the Department of Education and work with local providers in the planning process. Districts are eligible to receive a full per-pupil subsidy when a minimum of 10 hours a week of programming is offered. In 2005-2006, Maine began providing an additional “weighted” subsidy to supplement the regular per-pupil allocation for grades K-2, including programs for 4-year-olds. Effective with the 2007-2008 school year, the Two-Year Kindergarten Program is now called Public Preschool.

Thirty percent of the state’s school districts have chosen to offer programs, and the state Department of Education is actively encouraging more districts to offer prekindergarten services for 4-year-olds. While the majority of prekindergarten programs operate in public schools, districts can form partnerships with Head Start and contract with private child care centers or family child care homes to provide services. Fifty-seven percent of new programs opened in 2006-2007 were partnership programs with a community agency, most often a local Head Start program.

In addition to providing funds for the Two-Year Kindergarten Program, Maine also provided \$3,781,282 as a supplement to the federal Head Start program during fiscal year 2007.

ACCESS RANKINGS	
4-YEAR-OLDS	3-YEAR-OLDS
17	None Served

RESOURCES RANKINGS	
STATE SPENDING	ALL REPORTED SPENDING
37*	24

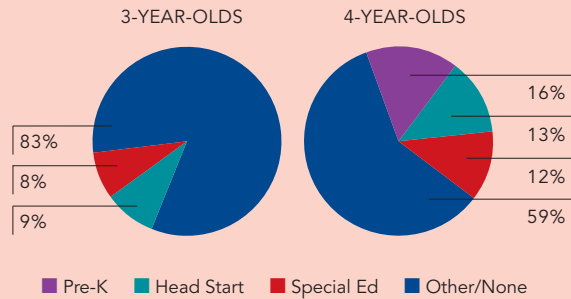
* In previous Yearbooks, only state spending was ranked.

MAINE TWO-YEAR KINDERGARTEN PROGRAM

ACCESS

Total state program enrollment.....	2,263
School districts that offer state program.....	31%
Income requirement	None
Hours of operation.....	Determined locally ¹
Operating schedule	Academic year ¹
Special education enrollment	2,667
Federally funded Head Start enrollment.....	3,043
State-funded Head Start enrollment	416 ²

STATE PRE-K AND HEAD START ENROLLMENT AS PERCENTAGE OF TOTAL POPULATION



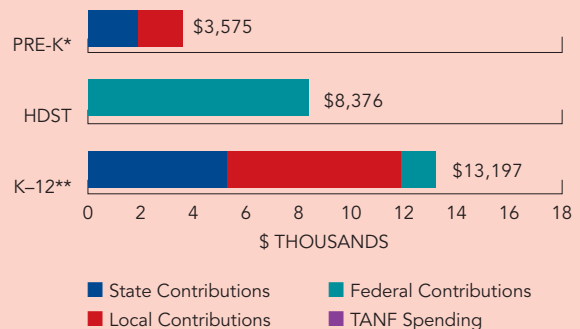
QUALITY STANDARDS CHECKLIST

POLICY	STATE PRE-K REQUIREMENT	BENCHMARK	DOES REQUIREMENT MEET BENCHMARK?	<div style="border: 1px solid black; padding: 5px; text-align: center;"> TOTAL BENCHMARKS MET 4 </div>
Early learning standards	Comprehensive	Comprehensive	<input checked="" type="checkbox"/>	
Teacher degree	BA	BA	<input checked="" type="checkbox"/>	
Teacher specialized training	EC or elem. certification ³	Specializing in pre-K	<input type="checkbox"/>	
Assistant teacher degree.....	Ed Tech II (30 credit hours)	CDA or equivalent	<input checked="" type="checkbox"/>	
Teacher in-service.....	90 clock hours/5 years	At least 15 hours/year	<input checked="" type="checkbox"/>	
Maximum class size		20 or lower	<input type="checkbox"/>	
3-year-olds	NA			
4-year-olds	No limit			
Staff-child ratio		1:10 or better	<input type="checkbox"/>	
3-year-olds.....	NA			
4-year-olds	1:15			
Screening/referral	Vision, hearing, and support services	Vision, hearing, health; and at least 1 support service	<input type="checkbox"/>	
Meals.....	None ⁵	At least 1/day	<input type="checkbox"/>	
Monitoring	Other monitoring	Site visits	<input type="checkbox"/>	

RESOURCES

Total state pre-K spending.....	\$4,247,915 ⁶
Local match required?	Yes, tied to school funding formula
State Head Start spending.....	\$3,781,282
State spending per child enrolled.....	\$1,877
All reported spending per child enrolled*	\$3,575

SPENDING PER CHILD ENROLLED



* Pre-K programs may receive additional funds from federal or local sources that are not included in this figure.

**K-12 expenditures include capital spending as well as current operating expenditures.

Data are for the '06-'07 school year, unless otherwise noted.

¹ Programs must operate a minimum of 10 hours per week to receive a per-pupil subsidy through the school funding formula. Some districts provide a full school day program, some provide a part-day program, and some offer the program within a longer child care day. Programs operating within a child care setting may offer services on a year-round basis.

² Maine was not able to break its state-funded Head Start enrollment down by single year of age. As a result, this figure is an estimate based on the percentage of federal Head Start enrollees in Maine who were 3 or 4 years old.

³ Beginning with the 2007-2008 school year, teachers must have the state's new Birth-Five endorsement.

⁴ The number of annual parent conferences or home visits is determined locally. Programs are required to provide some comprehensive services, but specific services are determined locally.

⁵ While not required, most programs offer a snack and others offer either breakfast or lunch. Programs that partner with Head Start must follow Head Start requirements for meals.

⁶ In addition to Two-Year Kindergarten program funding, a total of \$22,093,119 in weighted funds were available for pre-K through grade 2, including a state share of \$11,599,943. It is not possible to estimate the amount used to serve 4-year-olds.