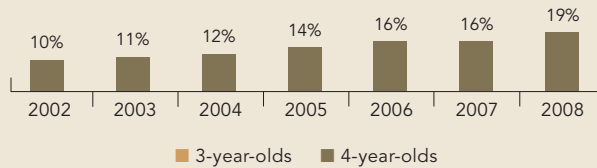
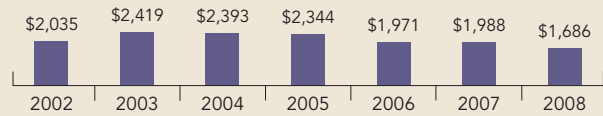


Maine

PERCENT OF STATE POPULATION ENROLLED



STATE SPENDING PER CHILD ENROLLED
(2008 DOLLARS)



In 1983, Maine's Two-Year Kindergarten initiative was established to support public preschool education programs for 4-year-olds by allocating resources to districts through the school funding formula. Effective in 2007, public programs for 4-year-olds received a distinct definition as a Public Preschool Program.

While participation is optional, school districts choosing to provide public pre-K must receive approval from the Department of Education, which includes a planning process that incorporates collaboration with local providers. When a minimum of 10 hours a week of programming is offered, districts are eligible to receive a full per-pupil subsidy. Maine also provides an additional "weighted" subsidy to supplement the regular per-pupil allocation for grades pre-K-2.

Twenty-four percent of elementary schools across the state chose to offer public preschool programs in 2007-2008, and the Department of Education actively encourages more districts to do so. The majority of preschool education programs operate in public schools but districts can choose to collaborate with Head Start or contract private child care centers or family child care homes to provide pre-K services. In the 2007-2008 school year, 7 percent of children enrolled in the initiative were located in partnership programs with a community agency, most often a local Head Start program.

Effective for the 2007-2008 academic year, teachers in the Public Preschool Program initiative are required to have the Birth-Five teaching endorsement. Beginning in 2008-2009, all schools are required to offer transportation for the Public Preschool Program.

In addition to providing funds for the Public Preschool Program, Maine also provided \$3,937,668 as a supplement to the federal Head Start program during fiscal year 2008.

ACCESS RANKINGS	
4-YEAR-OLDS	3-YEAR-OLDS
18	None Served

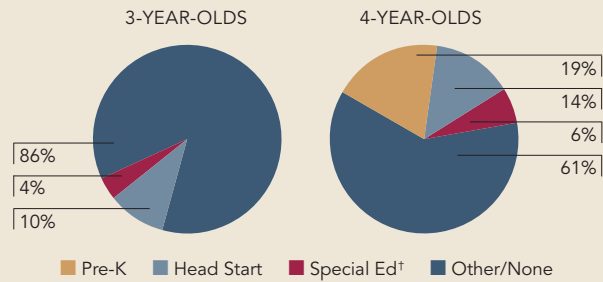
RESOURCES RANKINGS	
STATE SPENDING	ALL REPORTED SPENDING
38	31

MAINE PUBLIC PRESCHOOL PROGRAM

ACCESS

Total state program enrollment	2,675
School districts that offer state program	24% (public elementary schools)
Income requirement	None
Hours of operation	Determined locally ¹
Operating schedule	Academic year ¹
Special education enrollment	2,399
Federally funded Head Start enrollment	3,211
State-funded Head Start enrollment	352 ²

STATE PRE-K AND HEAD START ENROLLMENT AS PERCENTAGE OF TOTAL POPULATION



[†] This number represents children in special education who are not enrolled in Head Start, but includes children who are enrolled in state-funded pre-K.

QUALITY STANDARDS CHECKLIST

POLICY	STATE PRE-K REQUIREMENT	BENCHMARK	DOES REQUIREMENT MEET BENCHMARK?
Early learning standards	Comprehensive	Comprehensive	<input checked="" type="checkbox"/>
Teacher degree	BA	BA	<input checked="" type="checkbox"/>
Teacher specialized training	EC birth-5 endorsement ³	Specializing in pre-K	<input checked="" type="checkbox"/>
Assistant teacher degree	Ed Tech II (30 credit hours)	CDA or equivalent	<input checked="" type="checkbox"/>
Teacher in-service	90 clock hours/5 years	At least 15 hours/year	<input checked="" type="checkbox"/>
Maximum class size		20 or lower	<input type="checkbox"/>
3-year-olds	NA		
4-year-olds	No limit		
Staff-child ratio		1:10 or better	<input type="checkbox"/>
3-year-olds	NA		
4-year-olds	1:15		
Screening/referral	Vision, hearing, developmental ⁴	Vision, hearing, health; and at least 1 support service	<input type="checkbox"/>
and support services			
Meals	None ⁵	At least 1/day	<input type="checkbox"/>
Monitoring	Other monitoring	Site visits	<input type="checkbox"/>

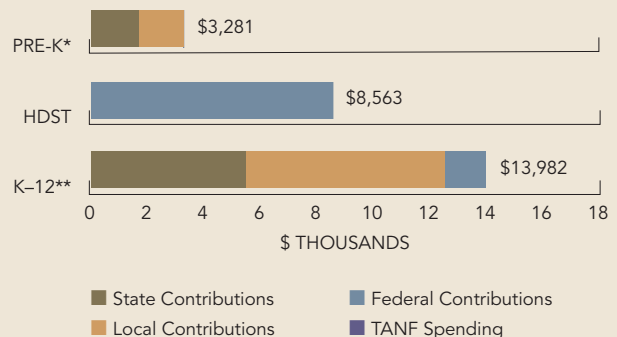
TOTAL BENCHMARKS MET

5

RESOURCES

Total state pre-K spending	\$4,510,608 ⁶
Local match required?	Yes, tied to school funding formula
State Head Start spending	\$3,937,668
State spending per child enrolled	\$1,686
All reported spending per child enrolled*	\$3,281

SPENDING PER CHILD ENROLLED



* Pre-K programs may receive additional funds from federal or local sources that are not included in this figure.

**K-12 expenditures include capital spending as well as current operating expenditures.

Data are for the '07-'08 school year, unless otherwise noted.

¹ Programs must operate a minimum of 10 hours per week to receive a per-pupil subsidy through the school funding formula. Some districts provide a full school day program five days a week, some provide a part-day program and operate four half days with the fifth day used for home visits and teacher planning, and some offer the program within a longer child care day. Programs operating within a child care setting may offer services on a year-round basis.

² This figure is based on the federal PIR total of non-ACF-funded enrollment and the proportion of all enrollees who were ages 3 or 4.

³ Beginning with the 2007-2008 school year, teachers must have the state's new Birth-Five endorsement.

⁴ A minimum of one annual parent conference or home visit is required. Programs are required to provide some comprehensive services, but specific services are determined locally.

⁵ While not required, most programs offer a snack and others offer either breakfast or lunch. Programs that partner with Head Start must follow Head Start requirements for meals.

⁶ In addition to Public Preschool Program funding, a total of \$24,103,395 in weighted funds were available for pre-K through grade 2, including a state share of \$12,387,759. It is not possible to estimate the amount used to serve 4-year-olds.