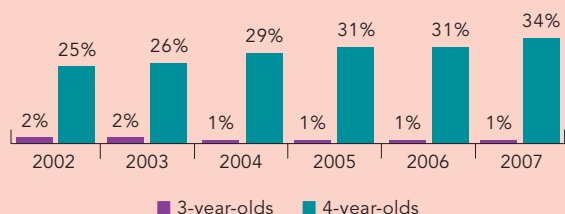
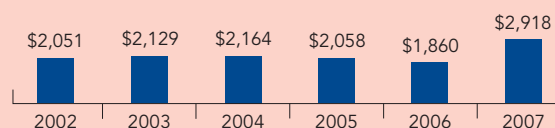


Maryland

PERCENT OF STATE POPULATION ENROLLED



STATE SPENDING PER CHILD ENROLLED
(2007 DOLLARS)



Since 1979, Maryland has been providing preschool for at-risk 4-year-olds. Initially a pilot program in Baltimore, the Prekindergarten Program eventually expanded to a full state initiative. As a result of the 2002 Bridge to Excellence in Public Schools Act, the program is undergoing a phased-in expansion that aims to serve all eligible 4-year-old applicants by the 2007-2008 school year. Currently, services are provided to 4-year-olds who are from families with economically disadvantaged backgrounds. Once all children meeting those criteria are enrolled, districts may also enroll other children who exhibit a lack of readiness in personal and social development, language and literacy, mathematical thinking, scientific thinking, social studies, the arts, or physical development and health.

All school districts in Maryland receive funding, and although districts may subcontract with Head Start and private child care centers, few districts currently do. The state expects to make greater use of settings outside of public schools as the program expands. As a result of the expansion, the state has significantly increased funding to districts in order to meet the goal of serving all 4-year-olds from economically disadvantaged backgrounds by 2007-2008.

Maryland also uses state funds to supplement Head Start, providing extended-year and extended-day services as well as quality improvement. The state funds another initiative, the Judith P. Hoyer Early Care and Education Enhancement Program, to support comprehensive early childhood centers that are based in or linked to schools. Also, the state has implemented a 5-Year Action Plan to improve school readiness for all children entering kindergarten.

ACCESS RANKINGS	
4-YEAR-OLDS	3-YEAR-OLDS
10	20

RESOURCES RANKINGS	
STATE SPENDING	ALL REPORTED SPENDING
27*	13

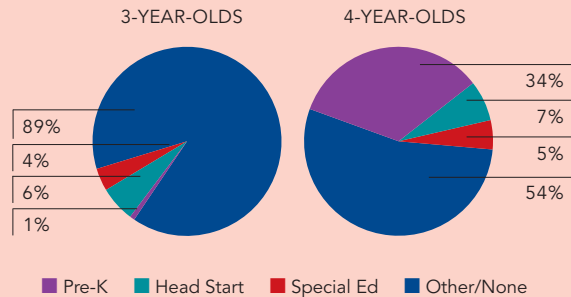
* In previous Yearbooks, only state spending was ranked.

MARYLAND PREKINDERGARTEN PROGRAM

ACCESS

Total state program enrollment.....	25,674 ¹
School districts that offer state program.....	100%
Income requirement.....	185% FPL
Hours of operation	2.5 hours/day (part-day) or 6.5 hours/day (full-day); 5 days/week
Operating schedule	Academic year
Special education enrollment	6,865
Federally funded Head Start enrollment.....	9,382
State-funded Head Start enrollment.....	Not available

STATE PRE-K AND HEAD START ENROLLMENT AS PERCENTAGE OF TOTAL POPULATION



QUALITY STANDARDS CHECKLIST

POLICY	STATE PRE-K REQUIREMENT	BENCHMARK	DOES REQUIREMENT MEET BENCHMARK?
Early learning standards	Comprehensive	Comprehensive	<input checked="" type="checkbox"/>
Teacher degree	BA	BA	<input checked="" type="checkbox"/>
Teacher specialized training.....	Certification in N-3, or -8	Specializing in pre-K	<input checked="" type="checkbox"/>
Assistant teacher degree	HSD	CDA or equivalent	<input type="checkbox"/>
Teacher in-service	6 credit hours/5 years	At least 15 hours/year	<input checked="" type="checkbox"/>
Maximum class size	20 or lower		<input checked="" type="checkbox"/>
3-year-olds	NA ²		
4-year-olds	20		
Staff-child ratio	1:10 or better		<input checked="" type="checkbox"/>
3-year-olds	NA ²		
4-year-olds	1:10		
Screening/ referral and support services	Vision, hearing, health, immunization, lead screening, and support services ³	Vision, hearing, health; and at least 1 support service	<input checked="" type="checkbox"/>
Meals	Depend on length of program day ⁴	At least 1/day	<input type="checkbox"/>
Monitoring	Determined locally ⁵	Site visits	<input type="checkbox"/>

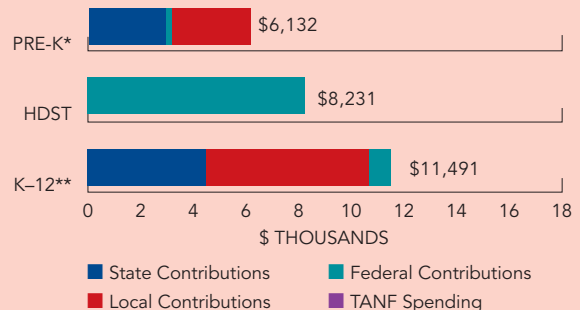
TOTAL BENCHMARKS MET

7

RESOURCES

Total state pre-K spending.....	\$74,910,729 ⁶
Local match required?.....	No
State Head Start spending.....	\$3,000,000
State spending per child enrolled.....	\$2,918
All reported spending per child enrolled*	\$6,132

SPENDING PER CHILD ENROLLED



* Pre-K programs may receive additional funds from federal or local sources that are not included in this figure.

**K-12 expenditures include capital spending as well as current operating expenditures.

Data are for the '06-'07 school year, unless otherwise noted.

¹ The enrollment total includes 3- and 4-year-olds participating in the Judith P. Hoyer Early Care and Education Enhancement Program.
² By policy, 3-year-olds are not eligible, but state child care regulations require a maximum class size of 24 and a staff to child ratio of 1:10.
³ Vision and health screening and referral are the responsibility of the school health services program in conjunction with the health department under Title I, which applies to all children enrolled. Support services include two annual parent conferences or home visits, parenting support or training, parent involvement activities (as specified by NCLB), health services for children, transition to kindergarten activities, and other locally determined services.

⁴ Children in full-day programs are offered breakfast and lunch. In half-day programs, meal requirements are determined locally.
⁵ Local boards of Education are accountable for meeting standards, reviewing all programs and records, and providing annual updates regarding prekindergarten for their comprehensive Master Plans. The Maryland state Department of Education reviews and approves programmatic strategies for improving prekindergarten and providing program support in terms of professional development and technical assistance.
⁶ The mandate to provide services also requires local spending as necessary to serve enrolled children.