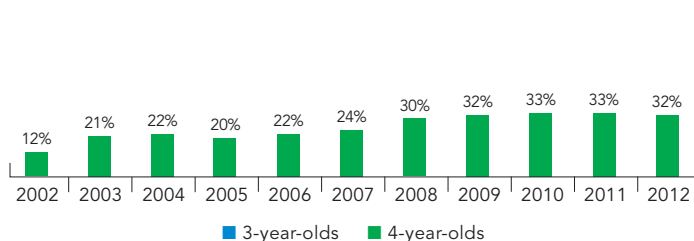
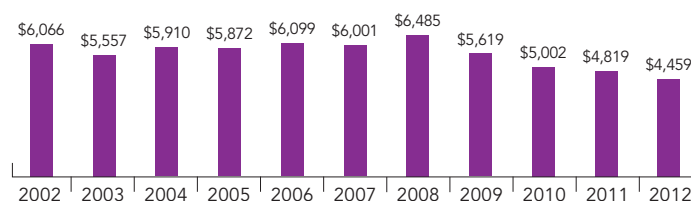


Louisiana

PERCENT OF STATE POPULATION ENROLLED



STATE SPENDING PER CHILD ENROLLED
(2012 DOLLARS)



With a goal established by the Louisiana Department of Education that “Children will enter kindergarten ready to learn,” Louisiana operated three state-funded preschool initiatives during the 2011-2012 school year. Louisiana began funding preschool education services in 1988 through the 8(g) Model Early Childhood Program. Local school districts began using the 8(g) Student Enhancement Block Grant Program to provide preschool programs to at-risk 4-year-olds. During the 2011-2012 school year, 67 of 70 districts were using these Block Grants to offer prekindergarten programs to 3,201 children. Children are eligible for the program if they are at risk of being “insufficiently ready for the regular school program,” with priority given to children from low-income families. During the 2011-2012 school year, funding for LA8(g) decreased by approximately \$3.5 million from the previous year as declining revenue from investment earnings and royalties left the Louisiana Quality Education Support Fund with less money to distribute.

Established in 2001, the Cecil J. Picard LA4 Early Childhood Program (formerly LA4 and Starting Points) is Louisiana’s largest pre-K program. This state-funded program is available in most school districts in Louisiana as well as in several charter schools and one tribal school, serving 15,968 4-year-olds in the 2011-2012 school year. Six hours of regular instruction per day are provided as well as 4 hours of before- and after-school care. Four-year-olds are eligible to attend at no cost if they qualify for free or reduced-price lunch; an additional 2,827 children participated in 2011-2012 using local funds, other state/federal funding sources, or tuition. Total funding during the 2011-2012 school year remained level compared to the previous year despite a reduction of \$1.5 million in the state general fund allocation. The decrease was compensated by an equivalent increase in federal TANF funds dedicated to the program.

The Non-Public Schools Early Childhood Development Program (NSECD) was also established in 2001 with the goal of providing tuition reimbursement to families with incomes below 200 percent of the federal poverty level to send their 4-year-olds to qualifying preschools. NSECD programs operate in all parishes throughout the state, serving 1,252 4-year-olds in 2011-2012 with a budget that was level-funded from the 2010-2011 school year. Programs must be state-approved, privately run preschools providing at least 6 hours of regular instructions per day plus up to 4 hours of before- and after-school care.

On-going evaluation of process quality and program impact/child outcomes for Louisiana’s three pre-K programs was conducted by the Cecil J. Picard Center for Child Development and Learning at the University of Louisiana-Lafayette in 2011-2012.

The Louisiana Legislature passed Act 3 during the 2012 session to require the creation of an early childhood system uniting multiple early education initiatives under the direction of the Department of Education in partnership with other state agencies. This system will include aligned program standards, the development of birth-5 early learning and development standards, a quality rating and improvement accountability system in which all programs receiving state and/or federal funds will be required to participate, a cross-agency integrated data system, and a streamlined professional development system and processes.

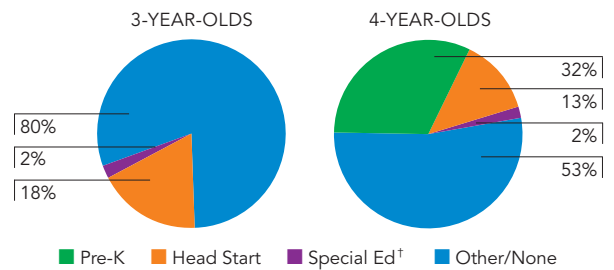
NIEER determined that the lack of regular site visits for all 8(g) and LA4 classrooms results in those programs meeting seven and eight of NIEER’s quality standards benchmarks respectively in 2011-2012, down from eight and nine benchmarks in 2010-2011.

To document the contributions Louisiana makes to prekindergarten, we first present summary information reflecting the state’s overall commitment through enrollment and state spending for all three programs. We then present specific details about the 8(g) program, the Cecil J. Picard LA4 Early Childhood program, and the NSECD program.

STATE OVERVIEW

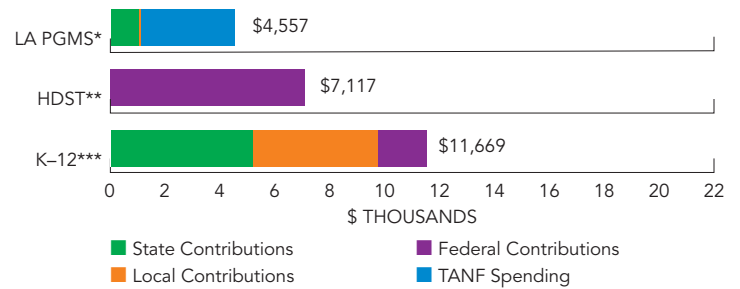
Total state program enrollment	20,421
Total state spending	\$91,065,707
State spending per child enrolled	\$4,459
All reported spending per child enrolled*	\$4,557

STATE PRE-K AND HEAD START ENROLLMENT AS PERCENTAGE OF TOTAL POPULATION



† This is an estimate of children in special education who are not enrolled in state-funded pre-K or Head Start.

SPENDING PER CHILD ENROLLED



* Pre-K programs may receive additional funds from federal or local sources that are not included in this figure.
 ** Head Start per-child spending for the 2011-2012 year includes funding only for 3- and 4-year-olds served. Past years' figures have unintentionally included funds for Early Head Start.
 *** K-12 expenditures include capital spending as well as current operating expenditures. Data are for the '11-'12 school year, unless otherwise noted.

ACCESS RANKINGS	
4-YEAR-OLDS	3-YEAR-OLDS
13	None Served

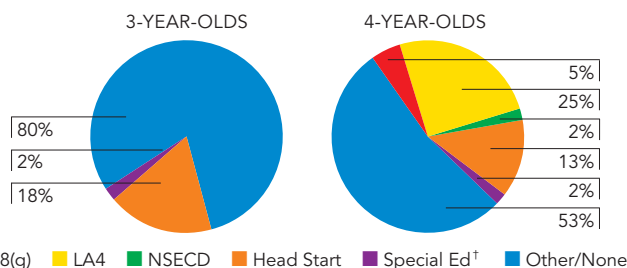
RESOURCES RANKINGS	
STATE SPENDING	ALL REPORTED SPENDING
14	22

LOUISIANA 8(g) STUDENT ENHANCEMENT BLOCK GRANT PROGRAM

ACCESS

Total state program enrollment	3,201
School districts that offer state program	96%
Income requirement.....	None ¹
Hours of operation	6 hours/day, 5 days/week ²
Operating schedule	Academic year
Special education enrollment	6,103
Federal Head Start enrollment, ages 3 & 4	19,916
State-funded Head Start enrollment.....	0

STATE PRE-K AND HEAD START ENROLLMENT AS PERCENTAGE OF TOTAL POPULATION



[†] This is an estimate of children in special education who are not enrolled in state-funded pre-K or Head Start.

QUALITY STANDARDS CHECKLIST

POLICY	STATE PRE-K REQUIREMENT	BENCHMARK	DOES REQUIREMENT MEET BENCHMARK?	TOTAL BENCHMARKS MET 7
Early learning standards	Comprehensive	Comprehensive	<input checked="" type="checkbox"/>	
Teacher degree	BA	BA	<input checked="" type="checkbox"/>	
Teacher specialized training	Certification in Nursery, K, Pre-K-3, Early Intervention, Non-categorical Preschool Handicapped ³	Specializing in pre-K	<input checked="" type="checkbox"/>	
Assistant teacher degree	HSD ⁴	CDA or equivalent	<input type="checkbox"/>	
Teacher in-service	150 clock hours/5 years	At least 15 hours/year	<input checked="" type="checkbox"/>	
Maximum class size	20 or lower	20 or lower	<input checked="" type="checkbox"/>	
3-year-olds	NA			
4-year-olds	20			
Staff-child ratio	1:10 or better	1:10 or better	<input checked="" type="checkbox"/>	
3-year-olds	NA			
4-year-olds	1:10			
Screening/referral	Health, developmental screening; ⁵ and support services ⁶	Vision, hearing, health; and at least 1 support service	<input type="checkbox"/>	
Meals	Breakfast, lunch, and snack	At least 1/day	<input checked="" type="checkbox"/>	
Monitoring	Other monitoring ⁷	Site visits	<input type="checkbox"/>	

RESOURCES

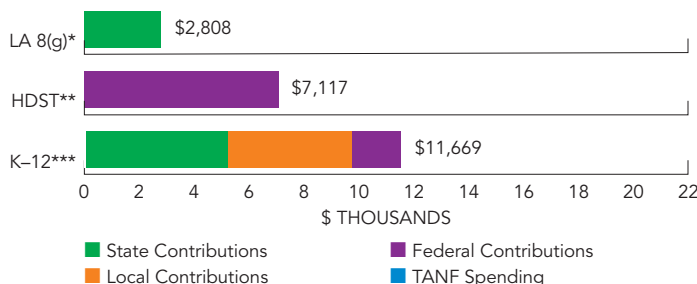
Total state pre-K spending	\$8,987,900
Local match required?	No
State spending per child enrolled	\$2,808
All reported spending per child enrolled*.....	\$2,808

* Pre-K programs may receive additional funds from federal or local sources that are not included in this figure.

** Head Start per-child spending for the 2011-2012 year includes funding only for 3- and 4-year-olds served. Past years' figures have unintentionally included funds for Early Head Start.

*** K-12 expenditures include capital spending as well as current operating expenditures. Data are for the '11-'12 school year, unless otherwise noted.

SPENDING PER CHILD ENROLLED



¹ The state does not set specific income eligibility criteria but stipulates that priority be given to children from low-income families.

² Days of operation is locally determined; most districts operate 5 days/week.

³ Teachers holding a Kindergarten or Elementary license may be required to take additional coursework or demonstrate knowledge/competence to add an early childhood endorsement to their original license, permitting them to teach in pre-K without the parish/district/charter requesting a temporary out-of-field teaching authorization.

⁴ Teacher assistants must also have extended experiences assuming responsibility and care of children younger than age 5 and meet other district requirements.

⁵ Developmental screening is conducted to determine which children are potentially eligible and to plan an appropriate program. Vision, hearing, dental, and general physical health screenings are determined at the local level.

⁶ Support services include education or support services for parents, parenting support or training, parent involvement activities, health services for children, information about nutrition, referral to social services, transition to kindergarten activities, GED and literacy training for parents, and housing/utility referrals.

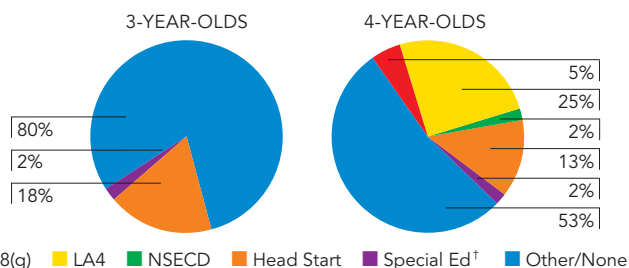
⁷ Site visits by state personnel to all classrooms are not conducted on a regular basis. NIEER determines that this not meet quality benchmark criteria for regular site visits.

CECIL J. PICARD LA4 EARLY CHILDHOOD PROGRAM

ACCESS

Total state program enrollment	15,968
School districts that offer state program	89% ¹
Income requirement	185% FLP
Hours of operation	6 hours/day (school-day), 5 days/week ²
Operating schedule	Academic year
Special education enrollment	6,103
Federal Head Start enrollment, ages 3 & 4	19,916
State-funded Head Start enrollment.....	0

STATE PRE-K AND HEAD START ENROLLMENT AS PERCENTAGE OF TOTAL POPULATION



† This is an estimate of children in special education who are not enrolled in state-funded pre-K or Head Start.

QUALITY STANDARDS CHECKLIST

POLICY	STATE PRE-K REQUIREMENT	BENCHMARK	DOES REQUIREMENT MEET BENCHMARK?
Early learning standards	Comprehensive	Comprehensive	<input checked="" type="checkbox"/>
Teacher degree	BA	BA	<input checked="" type="checkbox"/>
Teacher specialized training	Certification in Nursery, K, Pre-K-3, Early Intervention, or Non-categorical Preschool Handicapped ³	Specializing in pre-K	<input checked="" type="checkbox"/>
Assistant teacher degree	HSD	CDA or equivalent	<input type="checkbox"/>
Teacher in-service	18 clock hours	At least 15 hours/year	<input checked="" type="checkbox"/>
Maximum class size		20 or lower	<input checked="" type="checkbox"/>
3-year-olds	NA		
4-year-olds	20		
Staff-child ratio		1:10 or better	<input checked="" type="checkbox"/>
3-year-olds	NA		
4-year-olds	1:10		
Screening/referral.....	Vision, hearing, health; and support services ⁴	Vision, hearing, health; and at least 1 support service	<input checked="" type="checkbox"/>
Meals	Lunch and snack	At least 1/day	<input checked="" type="checkbox"/>
Monitoring	Other monitoring	Site visits	<input type="checkbox"/>

TOTAL BENCHMARKS MET

8

RESOURCES

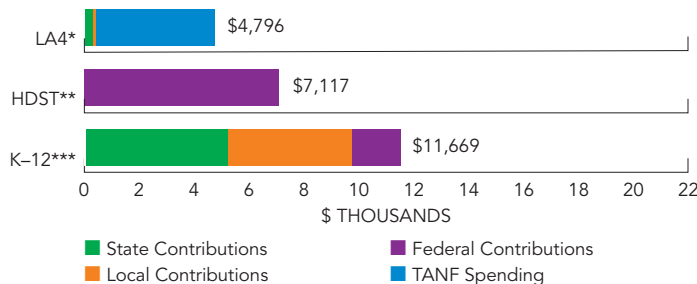
Total state pre-K spending	\$74,577,807 ⁵
Local match required?	No
State spending per child enrolled	\$4,670 ⁵
All reported spending per child enrolled*.....	\$4,796

* Pre-K programs may receive additional funds from federal or local sources that are not included in this figure.

** Head Start per-child spending for the 2011-2012 year includes funding only for 3- and 4-year-olds served. Past years' figures have unintentionally included funds for Early Head Start.

*** K-12 expenditures include capital spending as well as current operating expenditures. Data are for the '11-'12 school year, unless otherwise noted.

SPENDING PER CHILD ENROLLED



¹ In addition to program availability in 63 of 71 school districts, 12 charter schools and one tribal school participate in the LA4 program.

² Schools may also offer 4 hours of before- and after-school enrichment programs. A total of 980 children attended these full-day programs in the 2011-2012 school year.

³ Teachers holding a Kindergarten license may be required to take additional coursework or demonstrate knowledge/competence to add an early childhood endorsement to their original license, permitting them to teach in pre-K without the parish/district/charter requesting a temporary out-of-field teaching authorization. Teachers may also qualify with an Elementary certification while working toward an approved early childhood certification for a maximum of 3 years.

⁴ Dental, developmental and other health screenings and referrals are determined locally. Support services include parent conferences or home visits, education services or job training for parents, parenting support or training, parent involvement activities, health services for children and parents, information about nutrition, referral to social services, transition to kindergarten activities, GED and literacy training for parents, and housing/utility referrals.

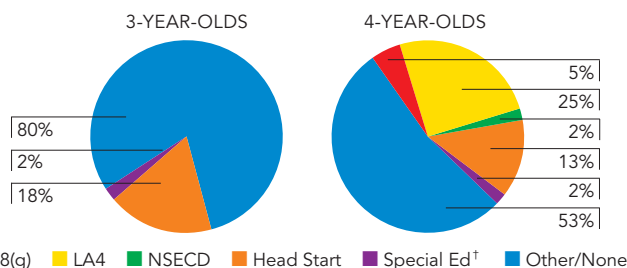
⁵ This spending allocation also includes funds for the before- and after-school enrichment program. This amount includes \$70,050,000 in discretionary TANF funds. An additional \$2,000,000 in non-required local funds is not reflected in this figure.

LOUISIANA NON-PUBLIC SCHOOLS EARLY CHILDHOOD DEVELOPMENT PROGRAM (NSECD)

ACCESS

Total state program enrollment	1,252
School districts that offer state program	100% (parishes)
Income requirement	200% FPL
Hours of operation	10 hours/day, 5 days/week ¹
Operating schedule	Academic year
Special education enrollment	6,103
Federal Head Start enrollment, ages 3 & 4	19,916
State-funded Head Start enrollment.....	0

STATE PRE-K AND HEAD START ENROLLMENT AS PERCENTAGE OF TOTAL POPULATION



† This is an estimate of children in special education who are not enrolled in state-funded pre-K or Head Start.

QUALITY STANDARDS CHECKLIST

POLICY	STATE PRE-K REQUIREMENT	BENCHMARK	DOES REQUIREMENT MEET BENCHMARK?
Early learning standards	Comprehensive	Comprehensive	<input checked="" type="checkbox"/>
Teacher degree	BA	BA	<input checked="" type="checkbox"/>
Teacher specialized training	Certification in Nursery, K, Pre-K-3, Early Intervention, or Non-categorical Preschool Handicapped ²	Specializing in pre-K	<input checked="" type="checkbox"/>
Assistant teacher degree.....	CDA ³	CDA or equivalent	<input checked="" type="checkbox"/>
Teacher in-service	18 clock hours	At least 15 hours/year	<input checked="" type="checkbox"/>
Maximum class size		20 or lower	<input checked="" type="checkbox"/>
3-year-olds	NA		
4-year-olds	20		
Staff-child ratio		1:10 or better	<input checked="" type="checkbox"/>
3-year-olds	NA		
4-year-olds	1:10		
Screening/referral.....	Vision, hearing, health; and support services ⁴	Vision, hearing, health; and at least 1 support service	<input checked="" type="checkbox"/>
Meals	Breakfast, lunch, and snack	At least 1/day	<input checked="" type="checkbox"/>
Monitoring	Site visits and other monitoring	Site visits	<input checked="" type="checkbox"/>

TOTAL BENCHMARKS MET

10

RESOURCES

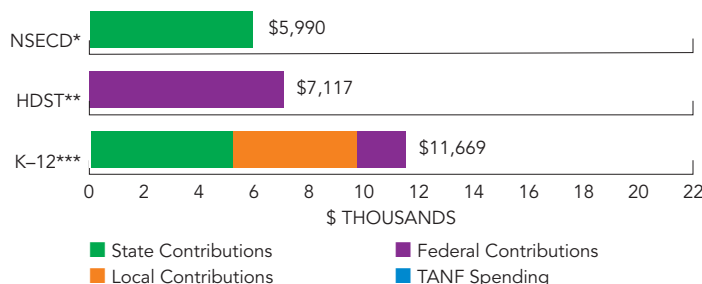
Total state pre-K spending	\$7,500,000 ⁵
Local match required?	No
State spending per child enrolled	\$5,990 ⁵
All reported spending per child enrolled*.....	\$5,990

* Pre-K programs may receive additional funds from federal or local sources that are not included in this figure.

** Head Start per-child spending for the 2011-2012 year includes funding only for 3- and 4-year-olds served. Past years' figures have unintentionally included funds for Early Head Start.

*** K-12 expenditures include capital spending as well as current operating expenditures. Data are for the '11-'12 school year, unless otherwise noted.

SPENDING PER CHILD ENROLLED



¹ The 10-hour day is structured with 6 hours of instruction and 4 hours of enrichment (i.e., before and after care).

² Incumbent and new NSECD teachers must be certified in early childhood or working toward certification; those not already certified must have passed the Praxis I and taken all prerequisites to enroll in a Pre-K-3 or Early Interventionist alternate certification program. They must continually be enrolled and complete certification within three years of their hire date. Teachers who begin with a Kindergarten or Elementary Education certificate must become an Early Childhood certified teacher by either taking the Praxis II or completing 12 hours of coursework within three years of their hire date.

³ Since with the 2007-2008 school year, only assistant teachers with at least a CDA or AA in early childhood education or family studies are hired. Incumbent assistant teachers must be enrolled in a CDA or early childhood AA program and maintain enrollment until completion of the program within three years.

⁴ Support services include conferences or home visits, parenting support or training, parent involvement activities, health services for children, information about nutrition, referral to social services, transition to kindergarten activities, and developmental and social/emotional support services. Other support services are determined locally, as are developmental, dental, and speech screening and referrals.

⁵ Funding figures are based on the state's use of federal TANF funds that the state has chosen to direct toward prekindergarten. There are no additional state funds.