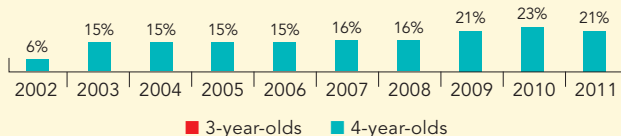
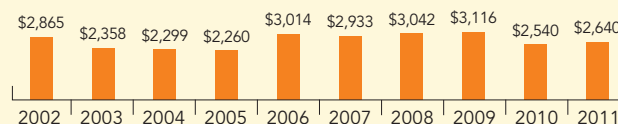


Kansas

PERCENT OF STATE POPULATION ENROLLED



STATE SPENDING PER CHILD ENROLLED
(2011 DOLLARS)



Kansas supports two state-funded pre-K initiatives. In 1998, Kansas established the At-Risk Four-Year-Old Children Preschool Program, which is funded through at-risk dollars from the state general fund. Public schools receive program funding directly, though local school districts may subcontract with community-based organizations. Per-child funding allocations for districts are based on state enrollment counts as of September 20. To be eligible for At-Risk, children must meet at least one of eight risk factors: eligibility for free lunch, academic or developmental delay based upon validated assessments, English Language Learner status, migrant status, a referral from the Social and Rehabilitation Services agency, or having a single parent, a teen parent, or a parent lacking a high school diploma or GED.

Program changes made in the 2007-2008 school year capped class size at 20 children with a staff-to-child ratio of 1:10. Each year, both lead and assistant teachers are required to attend at least 15 hours of in-service training. Lead teachers must have an early childhood education-specific licensure, while para/assistant teachers are required to have a CDA. Programs are also in the process of aligning their curricula with the Kansas Early Learning Standards. A study that was concluded in the fall of 2010 evaluated the program for both process quality and program impact/child outcomes. Funding for the At-Risk program was reduced for both the 2011 and 2012 fiscal years.

The Kansas Pre-K Pilot Program, first offered in the 2006-2007 program year, is funded solely by tobacco dollars. Tobacco funds were reduced for both the 2010-2011 and 2011-2012 school years, preventing significant program growth. The state transferred administration of the program to the Kansas State Department of Education in its third year. The program is now offered in 14 out of 105 counties. Enrollment is split, with 50 percent of students in community sites and the other 50 percent in public schools. Half of the children enrolled must meet one of the risk factors used for the At-Risk Four-Year-Old program or an alternate factor, including qualifying for reduced-price lunch, having a parent on active military duty, or being referred by an early childhood organization. The remainder of students meet eligibility criteria set by local programs. This program was evaluated for both process quality and program impact/child outcomes in the 2008-2009 program year.

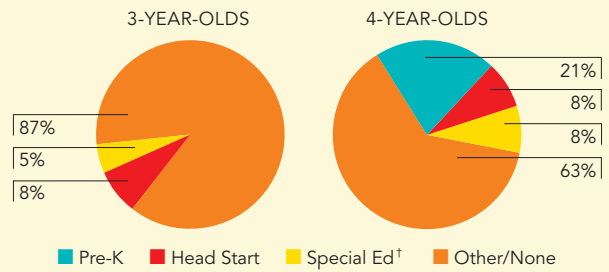
The state also funds the Parents as Teacher program, which in Kansas is for children aged prenatal to 3 years and their families. The program is administered by the Kansas State Department of Education and services are provided by local school districts, and includes coordination with other community and district resources and organizations. The state is working toward a goal of developing the Kansas Preschool Program, which would consolidate existing programs into a high-quality, voluntary preschool education program for all 3-, 4-, and 5-year-olds in the state.

The first two pages of this profile address the overall contributions and commitment to prekindergarten by the state of Kansas, including enrollment and spending for both the At-Risk Four-Year-Old Children Preschool Program and the Pre-K Pilot Program. The third page focuses solely on the At-Risk program while the last page discusses the Kansas Pre-K Pilot program.

STATE OVERVIEW

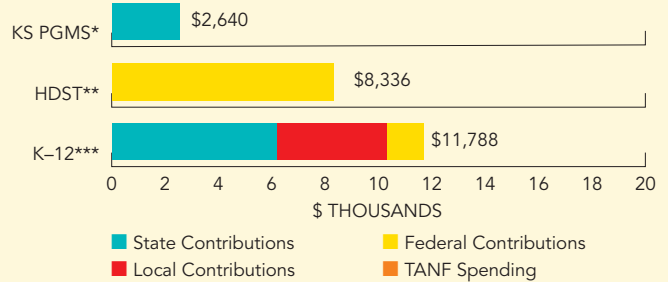
Total state program enrollment	8,637
Total state spending	\$22,799,812
State spending per child enrolled	\$2,640
All reported spending per child enrolled*	\$2,640

STATE PRE-K AND HEAD START ENROLLMENT AS PERCENTAGE OF TOTAL POPULATION



[†] This is an estimate of children in special education who are not enrolled in state-funded pre-K or Head Start.

SPENDING PER CHILD ENROLLED



* Pre-K programs may receive additional funds from federal or local sources that are not included in this figure.

** Head Start per-child spending for the 2010-2011 year includes funding from the American Recovery and Reinvestment Act (ARRA).

*** K-12 expenditures include capital spending as well as current operating expenditures.

Data are for the '10-'11 school year, unless otherwise noted.

ACCESS RANKINGS

4-YEAR-OLDS

3-YEAR-OLDS

22

None Served

RESOURCES RANKINGS

STATE SPENDING

ALL REPORTED SPENDING

33

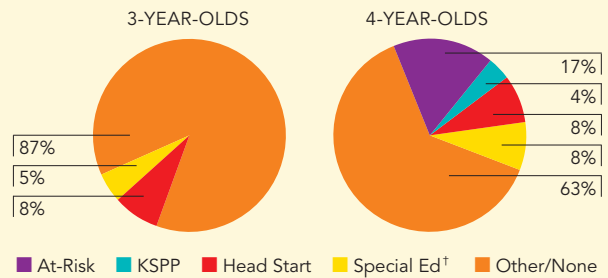
38

KANSAS AT-RISK FOUR-YEAR-OLD CHILDREN PRESCHOOL PROGRAM

ACCESS

Total state program enrollment	7,137
School districts that offer state program	63%
Income requirement	130% FPL ¹
Hours of operation	3 hours/day, 4 or 5 days/week ²
Operating schedule	Academic year
Special education enrollment	6,342
Federally funded Head Start enrollment	6,525
State-funded Head Start enrollment.....	0

STATE PRE-K AND HEAD START ENROLLMENT AS PERCENTAGE OF TOTAL POPULATION



[†] This is an estimate of children in special education who are not enrolled in state-funded pre-K or Head Start.

QUALITY STANDARDS CHECKLIST

POLICY	STATE PRE-K REQUIREMENT	BENCHMARK	DOES REQUIREMENT MEET BENCHMARK?
Early learning standards	Comprehensive	Comprehensive	<input checked="" type="checkbox"/>
Teacher degree	BA ³	BA	<input checked="" type="checkbox"/>
Teacher specialized training	Certification in EE, ECE, ECE SpEd, EC Unified (B-K, B-3rd grade), or EE with ECE endorsement ³	Specializing in pre-K	<input type="checkbox"/>
Assistant teacher degree.....	CDA	CDA or equivalent	<input checked="" type="checkbox"/>
Teacher in-service	15 clock hours	At least 15 hours/year	<input checked="" type="checkbox"/>
Maximum class size	20 or lower		<input checked="" type="checkbox"/>
3-year-olds	NA		
4-year-olds	20		
Staff-child ratio	1:10 or better		<input checked="" type="checkbox"/>
3-year-olds	NA		
4-year-olds	1:10		
Screening/referral and support services	Vision, hearing, health; and support services ⁴	Vision, hearing, health; and at least 1 support service	<input checked="" type="checkbox"/>
Meals	Snack	At least 1/day	<input type="checkbox"/>
Monitoring	Other monitoring	Site visits	<input type="checkbox"/>

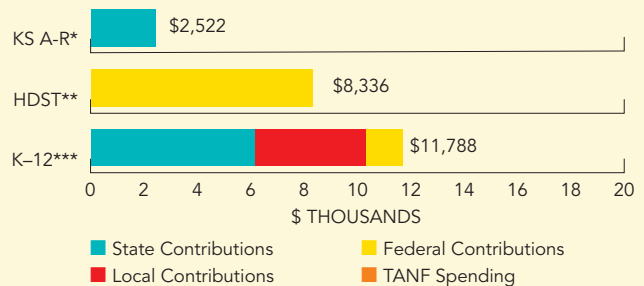
TOTAL BENCHMARKS MET

7

RESOURCES

Total state pre-K spending	\$18,000,000
Local match required?.....	No
State spending per child enrolled	\$2,522
All reported spending per child enrolled*	\$2,522

SPENDING PER CHILD ENROLLED



* Pre-K programs may receive additional funds from federal or local sources that are not included in this figure.
 ** Head Start per-child spending for the 2010-2011 year includes funding from the American Recovery and Reinvestment Act (ARRA).
 *** K-12 expenditures include capital spending as well as current operating expenditures.
 Data are for the '10-'11 school year, unless otherwise noted.

¹ Eligibility for free lunch is one of eight risk factors used to determine eligibility for this program. Every child must have at least one risk factor.

² Programs must provide 465 hours per year of education, but the actual schedule is determined locally. Most programs are approximately 3 hours per day, 5 days a week.

³ Teachers must have a current license. An early childhood license is recommended.

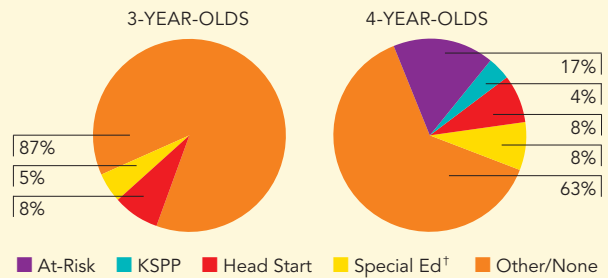
⁴ Support services include parent conferences or home visits, parent involvement activities, referral to social services, and transition to kindergarten activities.

KANSAS PRE-K PILOT PROGRAM

ACCESS

Total state program enrollment	1,500
School districts that offer state program	13% (counties) ¹
Income requirement	185% FPL ²
Hours of operation	3 hours/day, 4 or 5 days/week ³
Operating schedule	Determined locally ³
Special education enrollment	6,342
Federally funded Head Start enrollment	6,525
State-funded Head Start enrollment.....	0

STATE PRE-K AND HEAD START ENROLLMENT AS PERCENTAGE OF TOTAL POPULATION



[†] This is an estimate of children in special education who are not enrolled in state-funded pre-K or Head Start.

QUALITY STANDARDS CHECKLIST

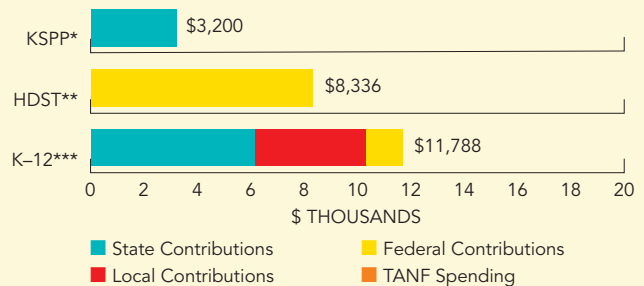
POLICY	STATE PRE-K REQUIREMENT	BENCHMARK	DOES REQUIREMENT MEET BENCHMARK?	<div style="border: 1px solid black; padding: 5px; text-align: center;"> TOTAL BENCHMARKS MET 7 </div>
Early learning standards	Comprehensive	Comprehensive	<input checked="" type="checkbox"/>	
Teacher degree	BA ⁴	BA	<input checked="" type="checkbox"/>	
Teacher specialized training	Certification in EE, ECE, K-6, ECE SpEd, EC Unified (B-K, B-3rd grade), or EE with ECE endorsement ⁴	Specializing in pre-K	<input type="checkbox"/>	
Assistant teacher degree.....	CDA	CDA or equivalent	<input checked="" type="checkbox"/>	
Teacher in-service	15 clock hours	At least 15 hours/year	<input checked="" type="checkbox"/>	
Maximum class size		20 or lower	<input checked="" type="checkbox"/>	
3-year-olds	NA			
4-year-olds	20			
Staff-child ratio		1:10 or better	<input checked="" type="checkbox"/>	
3-year-olds	NA			
4-year-olds	1:10			
Screening/referral and support services	Vision, hearing, health, and support services ⁵	Vision, hearing, health; and at least 1 support service	<input checked="" type="checkbox"/>	
Meals	Snack	At least 1/day	<input type="checkbox"/>	
Monitoring	Other monitoring ⁶	Site visits	<input type="checkbox"/>	

RESOURCES

Total state pre-K spending	\$4,799,812
Local match required?.....	No
State spending per child enrolled	\$3,200
All reported spending per child enrolled*	\$3,200

* Pre-K programs may receive additional funds from federal or local sources that are not included in this figure.
 ** Head Start per-child spending for the 2010-2011 year includes funding from the American Recovery and Reinvestment Act (ARRA).
 *** K-12 expenditures include capital spending as well as current operating expenditures.
 Data are for the '10-'11 school year, unless otherwise noted.

SPENDING PER CHILD ENROLLED



¹ The Pre-K Pilot Program was provided in 12 sites this year, serving 14 counties. The pilot program does include some children in the At-Risk Four-Year-Old Children Preschool Program in some districts.
² Fifty percent of children must meet one of the risk factors, which include eligibility for free or reduced-price lunch. Priority for enrollment includes low parent education, non-English speaking family, teen parent, parent on active military duty, referrals of at-risk 4-year-olds from early childhood programs, developmental or academic delays based on assessments, Social and Rehabilitation Services referral, or early childhood referral. Eligibility for the other 50 percent of children is based on the local program's discretion.

³ Programs must provide 465 hours per year of education, but the actual schedule is determined locally. Most programs are approximately three hours per day, five days a week. Most sites operate on an academic year calendar, but some programs, such as Head Start and child care centers, may be on a 12-month cycle.
⁴ Lead teachers in nonpublic settings must have an AA in early childhood education or closely related field and have a plan on file to get a BA within five years of becoming a state pre-K site. Lead teachers in public settings must have a BA.
⁵ Support services include parent involvement activities, health services for children, information about nutrition, referral to social services, and transition to kindergarten activities.
⁶ Site visits were no longer conducted during the 2010-2011 school year.