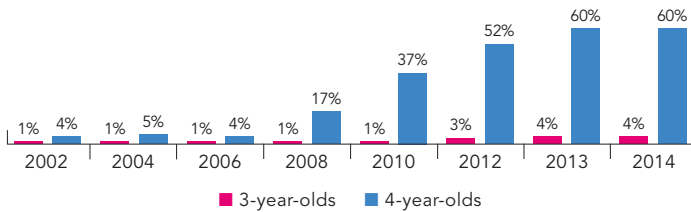
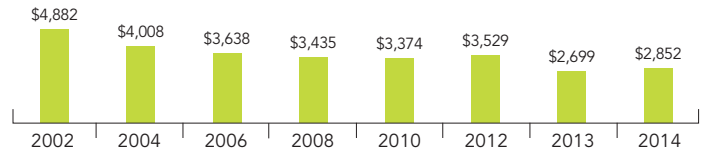


Iowa

PERCENT OF STATE POPULATION ENROLLED*



STATE SPENDING PER CHILD ENROLLED*
(2014 DOLLARS)



The two pre-K programs financed by the state of Iowa are the Statewide Voluntary Preschool Program (SVPP) and Shared Visions (SV). Shared Visions, was launched in 1989 and provides services to 3- to 5- year-olds in school-, part-, or extended-day programs. The program is funded through competitive grants available to Head Start programs, public schools, licensed nonprofit child care centers, and other public nonprofit agencies. A minimum of 80 percent of children enrolled in the program must qualify based on family income of 130 percent FPL, qualifying them for free lunch. Up to 20 percent of students in each classroom may qualify for the program based on other risk factors, such as homelessness, having a parent with a substance abuse problem, developmental delay, having a teen parent, or low birth weight. Children from higher income families that qualify based on other risk factors may participate if payment is based on a sliding payment scale. In 2011, legislation gave grantees more flexibility in using funds by removing the categorical requirement. For example, a program previously awarded a grant to serve 4-year-olds only could now use this funding for qualifying children between the ages of 3 and 5. Over the last five years, this program experienced two decreases in funding during the 2009-2010 and 2011-2012 program years. However, the 2013-2014 program year saw an increase in funding.

To provide more pre-K slots to 4-year-olds, SVPP was launched in 2007. Any age-eligible children may enroll in any school district or the district's community partner program. Programs operate at least 10 hours per week. The funding for this program is based on the child count. During 2011-2012, the pre-K portion of the school funding formula contributing to SVPP was reduced from 60 percent of the K-12 per student allowance to 50 percent. During the 2013-2014 school year more than 21,000 4 year-olds enrolled, incorporating 92 percent of districts in the state. Three- and 5-year-olds may register in the program, supported by a combination of local dollars, tuition, or funding from additional sources, bringing the total number of children served to more than 24,000 children. All children in the SVPP have a unique state identification number and data are included in the state longitudinal data system.

In the spring of 2011, Iowa began providing GOLD assessment training and required all grantees in Shared Visions to implement Teaching Strategies GOLD online three times a year. The GOLD data reports child progress. The state Department of Education allocates a unique child identification number to each child in the SV program, as of 2011, to enhance data collection and analysis. In 2013 state law required all preschool age children enrolled in a district sponsored or SVPP program to be assessed using Teaching Strategies GOLD. The Iowa GOLD license allows any Iowa program to participate in GOLD at a reduced cost. State assessment requirements changed, effective August 2014, and will apply for the next reported year. A new law related to early literacy requires districts to implement a K-3rd grade universal literacy screening tool and monitor progress for students showing "substantial deficiency" in reading. Districts are required to offer and provide research-based reading instruction and a summer program for those who are not on track to be proficient readers by the end of third grade. In addition, districts must notify parents of their student's reading progress. The law also requires all kindergarteners to be assessed with a universal screening tool within the first six weeks of the school year.

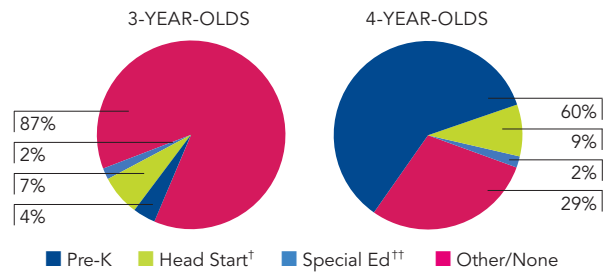
Iowa's overall assistance and promise to state prekindergarten, including state expenses and enrollment for both Shared Visions and the Statewide Voluntary Preschool Program, are recognized in the first two pages of this state profile. The third page focuses exclusively on the Shared Visions program while the final page presents specific details about the Statewide Voluntary Preschool Program.

STATE OVERVIEW

ACCESS

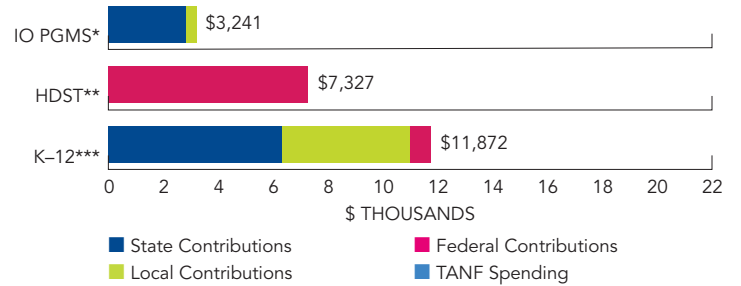
Total state program enrollment	26,642
Total state spending	\$73,816,217
State spending per child enrolled	\$2,852
All reported spending per child enrolled*	\$3,241

STATE PRE-K AND HEAD START ENROLLMENT AS PERCENTAGE OF TOTAL POPULATION



† Some Head Start children may also be counted in state pre-K.
 †† Estimates children in special education not also enrolled in state pre-K or Head Start.

SPENDING PER CHILD ENROLLED



* Pre-K programs may receive additional funds from federal or local sources that are not included in this figure.
 ** Head Start per-child spending for the 2013-2014 year includes funding only for 3- and 4-year-olds served. Past years figured have unintentionally included funds for Early Head Start.
 *** K-12 expenditures include capital spending as well as current operating expenditures. Data are for the '13-'14 school year, unless otherwise noted.

ACCESS RANKINGS

4-YEAR-OLDS

3-YEAR-OLDS

8

17

RESOURCES RANKINGS

STATE SPENDING

ALL REPORTED SPENDING

32

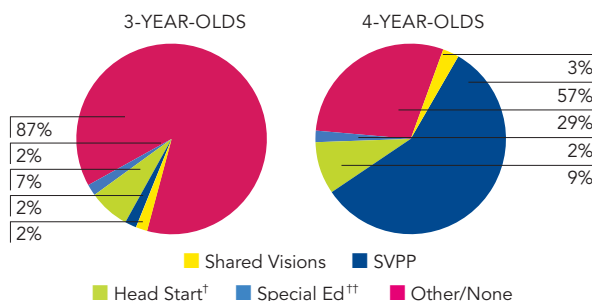
34

IOWA SHARED VISIONS

ACCESS

Total state program enrollment	1,716
School districts that offer state program	9% ¹
Income requirement	130% FPL
Hours of operation	Determined locally ²
Operating schedule	Determined locally
Special education enrollment, ages 3 and 4	3,529
Federally funded Head Start enrollment, ages 3 and 4	6,143
State-funded Head Start enrollment, ages 3 and 4	0

STATE PRE-K AND HEAD START ENROLLMENT AS PERCENTAGE OF TOTAL POPULATION



[†] Some Head Start children may also be counted in state pre-K.
^{††} Estimates children in special education not also enrolled in state pre-K or Head Start.

QUALITY STANDARDS CHECKLIST

POLICY	STATE PRE-K REQUIREMENT	BENCHMARK	DOES REQUIREMENT MEET BENCHMARK?
Early learning standards	Comprehensive	Comprehensive	<input checked="" type="checkbox"/>
Teacher degree	BA (public); CDA (nonpublic) ³	BA	<input type="checkbox"/>
Teacher specialized training	EC Endorsement with or without SpEd, EC (public); AA in ECE or CD (nonpublic) ³	Specializing in pre-K	<input checked="" type="checkbox"/>
Assistant teacher degree	HSD or equivalent	CDA or equivalent	<input type="checkbox"/>
Teacher in-service	6 credit hours/5 years	At least 15 hours/year	<input type="checkbox"/>
Maximum class size		20 or lower	<input checked="" type="checkbox"/>
3-year-olds	18 ⁵		
4-year-olds	20 ⁵		
Staff-child ratio		1:10 or better	<input checked="" type="checkbox"/>
3-year-olds	1:8		
4-year-olds	1:8		
Screening/referral and support services	Vision, hearing, health, psychological/behavioral, developmental; and support services ⁶	Vision, hearing, health; and at least 1 support service	<input checked="" type="checkbox"/>
Meals	Depends on length of program day ⁷	At least 1/day	<input checked="" type="checkbox"/>
Monitoring	Other monitoring ⁸	Site visits	<input type="checkbox"/>

TOTAL BENCHMARKS MET

6

RESOURCES

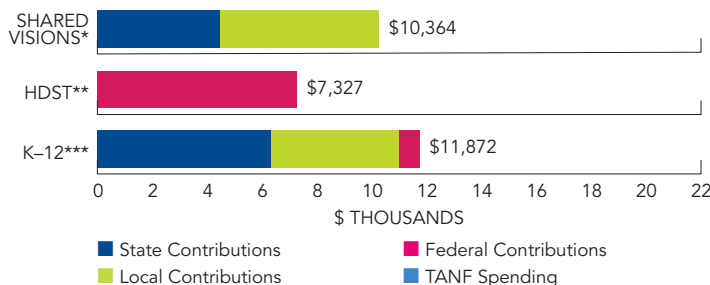
Total state pre-K spending	\$7,716,478
Local match required?	Yes
State spending per child enrolled	\$4,497
All reported spending per child enrolled*	\$10,364

* Pre-K programs may receive additional funds from federal or local sources that are not included in this figure.

** Head Start per-child spending for the 2013-2014 year includes funding only for 3- and 4-year-olds served. Past years figured have unintentionally included funds for Early Head Start.

*** K-12 expenditures include capital spending as well as current operating expenditures. Data are for the '13-'14 school year, unless otherwise noted.

SPENDING PER CHILD ENROLLED



¹ In addition, 33 classrooms are offered by 13 of Iowa's 18 Head Start grantees, and 17 are offered in child care centers.

² In the 2011-2012 school year, Shared Visions programs blended with SVPP and Head Start programs to increase hours to meet the needs of children and families. SVPP funds may be used to provide school- or extended-day programs if the program adds at least 10 hours of instruction by an early childhood endorsed teacher, and the program meets NAEYC standards.

³ Teachers in nonpublic settings follow NAEYC standards, which require a minimum of an AA in ECE or CD. A small percentage of teachers in nonpublic settings may have a CDA provided they are working toward meeting the minimum requirement of an AA.

⁴ Certified teachers employed in school district programs must renew their licenses every five years, including 6 credit hours of training. Head Start grantees must follow federal Head

Start requirements of 15 hours of professional development per year. There is no specific requirement for the amount of in-service training for the remaining grantees, although the year-end report indicates all lead teachers have an average of 40 hours of staff development.

⁵ Mixed classrooms with 3- and 4-year-olds must not exceed the maximum group size of 18.

⁶ Additional support services include parent conferences and/or home visits, parenting support or training, parent involvement activities, health services for children, information about nutrition, referral to social services, and family nights.

⁷ Applicants for Shared Visions funding are required, through their grant applications, to address meals and meet the requirements of NAEYC accreditation. The specific meals offered depend on the hours of operation but are required by NAEYC criteria.

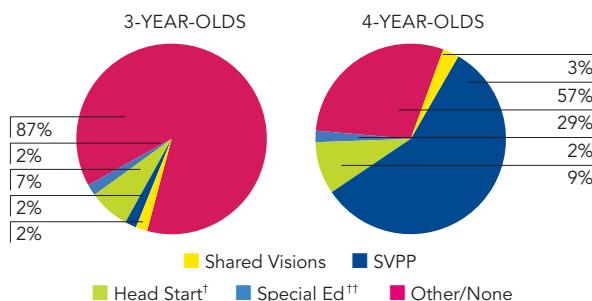
⁸ All Shared Visions programs receive a site visit by NAEYC once every five years as part of their NAEYC accreditation.

IOWA STATEWIDE VOLUNTARY PRESCHOOL PROGRAM

ACCESS

Total state program enrollment	24,167
School districts that offer state program	92%
Income requirement	No income requirement
Hours of operation	10 hours/week ¹
Operating schedule	Academic year
Special education enrollment, ages 3 and 4	3,529
Federally funded Head Start enrollment, ages 3 and 4	6,143
State-funded Head Start enrollment, ages 3 and 4	0

STATE PRE-K AND HEAD START ENROLLMENT AS PERCENTAGE OF TOTAL POPULATION



[†] Some Head Start children may also be counted in state pre-K.
^{††} Estimates children in special education not also enrolled in state pre-K or Head Start.

QUALITY STANDARDS CHECKLIST

POLICY	STATE PRE-K REQUIREMENT	BENCHMARK	DOES REQUIREMENT MEET BENCHMARK?
Early learning standards	Comprehensive	Comprehensive	<input checked="" type="checkbox"/>
Teacher degree	BA	BA	<input checked="" type="checkbox"/>
Teacher specialized training	EC with or without SpEd	Specializing in pre-K	<input checked="" type="checkbox"/>
Assistant teacher degree	CDA or Iowa Paraeducator Certificate ²	CDA or equivalent	<input type="checkbox"/>
Teacher in-service	15 clock hours/school year	At least 15 hours/year	<input type="checkbox"/>
Maximum class size		20 or lower	<input checked="" type="checkbox"/>
3-year-olds	18		
4-year-olds	20		
Staff-child ratio		1:10 or better	<input checked="" type="checkbox"/>
3-year-olds	1:9		
4-year-olds	1:10		
Screening/referral	Vision, hearing, health, dental, psychological/behavioral, developmental; and support services	Vision, hearing, health; and at least 1 support service	<input checked="" type="checkbox"/>
Meals	Snack ⁵	At least 1/day	<input type="checkbox"/>
Monitoring	Site visits and other monitoring ⁶	Site visits	<input checked="" type="checkbox"/>

TOTAL BENCHMARKS MET

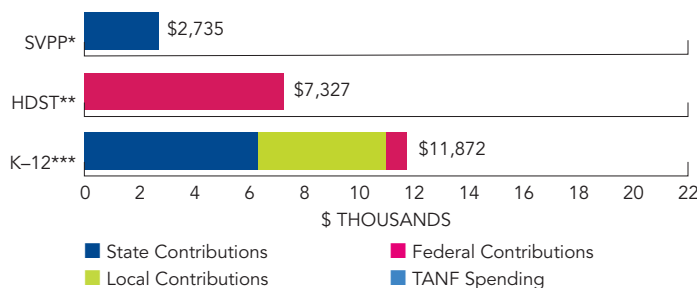
7

RESOURCES

Total state pre-K spending	\$66,099,739
Local match required?	No
State spending per child enrolled	\$2,735
All reported spending per child enrolled*	\$2,735

* Pre-K programs may receive additional funds from federal or local sources that are not included in this figure.
^{**} Head Start per-child spending for the 2013-2014 year includes funding only for 3- and 4-year-olds served. Past years figured have unintentionally included funds for Early Head Start.
^{***} K-12 expenditures include capital spending as well as current operating expenditures. Data are for the '13-'14 school year, unless otherwise noted.

SPENDING PER CHILD ENROLLED



¹ Most districts provide 12 hours per week, and operate 3-4 days per week. Programs operate at least 3 days per week; many 4-5 days per week.
² Assistant teachers should have either a CDA or an Iowa Paraeducator certificate. The certificate requires 90 hours of generalized education courses plus 45 hours of ECE- specific training and must be completed within a year. Assistants may be hired with only a high school diploma and must immediately enroll in a CDA program, but there is no timeline to obtain the CDA.
³ State policy requires professional development but does not specify hours. Districts report the number of hours annually.

⁴ Support services include parent conferences and/or home visits, parenting support or training, parent involvement activities, health services for children, nutrition information, referral to social services, and transition to kindergarten activities.
⁵ Additional meals must be provided if the program is longer than 10 hours per week.
⁶ Programs are visited during their second year of operation and then again every five years.