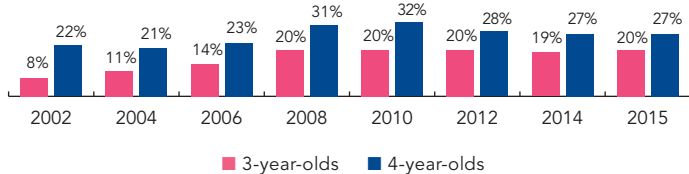
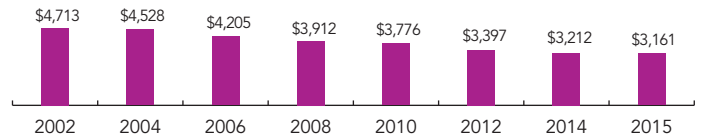


Illinois

PERCENT OF STATE POPULATION ENROLLED*



STATE SPENDING PER CHILD ENROLLED* (2015 DOLLARS)



The Illinois Prekindergarten Program for At-Risk Children was founded in 1985. The state Early Childhood Block Grant (ECBG) has provided funding for the program since 1998. The grant requires that at least 14% of its funding serves children age 3 or younger. The Preschool for All initiative was created in 2006, with the goal of fully funding the program by 2012. The program began with the intention of offering preschool education to every 3- and 4-year-old in the state. Family child care homes, public schools, Head Start programs, and private child care and faith-based centers are all eligible to apply for competitive grants. The program is available in every county, though funding limitations do not allow every child whose families seek early learning to enroll.

The ECBG, which provides state funding for both Preschool for All 3-5 and the Prevention Initiative 0-3 programs, received level funding in 2013-2014—an 8% cut from what programs had received in the 2011-2012 school year. Throughout the expansion phase of Preschool for All, at-risk children have been the first funding priority. At-risk status is determined locally, based on requirements identified by districts and agencies in their funding proposals. Low income, low parent education levels, exposure to drug or alcohol abuse in the family, developmental delays, and a history of family neglect, violence, or abuse all are considered risk factors. Families with an income at 400% of the federal poverty level are given second priority to Preschool for All funding; however, currently none of those programs serving the second priority have been funded, since there are still inadequate funds to serve all children in the first priority.

Preschool for All programs were mandated to meet bilingual education requirements, as of the 2009-2010 school year: all pre-K teachers have to meet the appropriate requirements by July 1, 2016. Pre-K programs must provide instruction in the primary home language and English, if 20 or more English Language Learners (ELL) who speak the same language are enrolled. Program of instruction is locally determined for centers with 19 or fewer ELLs speaking the same language; however, this may include ESL and home language supports as needed.

Illinois collects data on the number of English language learners attending preschool; assessments to identify ELL students is determined at the district level. Recruiting and information materials are provided in a family's home language. Illinois does have an exit assessment (locally determined) for English from preschool, and a statewide language screening tool at kindergarten entry. Funding for bilingual services is available to preschools. Teachers do need specific qualifications in DLL to work with bilingual students.

There are no specific state salary requirements for preschool teachers, although paid time for planning and professional development are required in public school settings.

During the 2010-2011 school year, a Kindergarten Readiness Assessment Stakeholder Committee convened to provide recommendations to the Illinois State Board of Education on developing a comprehensive assessment procedure. The Illinois State Board of Education is implementing a comprehensive kindergarten assessment process that was piloted in the 2012-2013 school year. The second phase pilot implementation in 2013-2014 doubled the number of school districts participating. Statewide implementation is planned. The DRDP-School Readiness (DRDP-SR) is being adapted, piloted, field tested, and calibrated for the Illinois Kindergarten Individual Development Survey (KIDS). Illinois earned grants from federal Race to the Top and Race to the Top—Early Learning Challenge competitions. This helped with implementing a Quality Rating and Improvement System, beginning in the 2013-2014 year, including all Preschool for All programs; revising the Illinois Early Learning and Development Standards to align them with Common Core State Standards and the Head Start Framework for the 2013-2014 school year; and implementing the KIDS assessment. In 2014, Illinois was awarded a competitive federal Preschool Development Grant – Expansion Grant for \$20 million.

ACCESS RANKINGS	
4-YEAR-OLDS	3-YEAR-OLDS
20	4

RESOURCES RANKINGS	
STATE SPENDING	ALL REPORTED SPENDING
34	33

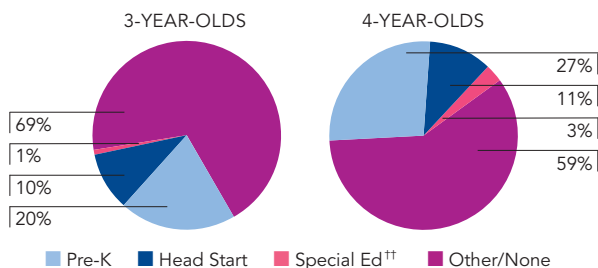
POLICIES TO SUPPORT	
DUAL LANGUAGE LEARNERS	WORKFORCE
+	-

ILLINOIS PRESCHOOL FOR ALL

ACCESS

Total state program enrollment	75,154
School districts that offer state program	100% (counties)
Income requirement	Low income is one of the risk factors
Hours of operation	At least 2.5 hours/day, 5 days/week
Operating schedule	School or academic year
Special education enrollment, ages 3 and 4	21,972
Federally funded Head Start enrollment, ages 3 and 4	34,490
State-funded Head Start enrollment, ages 3 and 4	0

STATE PRE-K AND HEAD START ENROLLMENT AS PERCENTAGE OF TOTAL POPULATION



†† Estimates children in special education not also enrolled in state pre-K or Head Start.

QUALITY STANDARDS CHECKLIST

POLICY	STATE PRE-K REQUIREMENT	BENCHMARK	DOES REQUIREMENT MEET BENCHMARK?
Early learning standards	Comprehensive	Comprehensive	<input checked="" type="checkbox"/>
Teacher degree	BA	BA	<input checked="" type="checkbox"/>
Teacher specialized training	Professional Educator License with ECE endorsement	Specializing in pre-K	<input checked="" type="checkbox"/>
Assistant teacher degree	Other	CDA or equivalent	<input type="checkbox"/>
Teacher in-service	120 clock hours/5 years	At least 15 hours/year	<input checked="" type="checkbox"/>
Maximum class size		20 or lower	<input checked="" type="checkbox"/>
3-year-olds	20		
4-year-olds	20		
Staff-child ratio		1:10 or better	<input checked="" type="checkbox"/>
3-year-olds	1:10		
4-year-olds	1:10		
Screening/referral and support services	Vision, hearing, height/weight; immunizations; blood pressure; psychosocial/behavioral; dental; developmental; full physical exam; and support services	Vision, hearing, health; and at least 1 support service	<input checked="" type="checkbox"/>
Meals	Lunch and snack (school day); Snack (part day)	At least 1/day	<input type="checkbox"/>
Monitoring	Site visits and other monitoring	Site visits	<input checked="" type="checkbox"/>

TOTAL BENCHMARKS MET

8

RESOURCES

Total state pre-K spending	\$237,573,973
Local match required?	No
State spending per child enrolled	\$3,161
All reported spending per child enrolled*	\$3,735

* Pre-K programs may receive additional funds from federal or local sources that are not included in this figure.

** Head Start per-child spending for the 2014-2015 year includes funding only for 3- and 4-year-olds served. Past years' figures have unintentionally included funds for Early Head Start.

*** K-12 expenditures include capital spending as well as current operating expenditures. Data are for the '14-'15 school year, unless otherwise noted.

SPENDING PER CHILD ENROLLED

